



REGULAR CITY COUNCIL MEETING
FEBRUARY 9, 2021 – 6:00 P.M.
CITY AUDITORIUM IN THE RUHMAN C. FRANKLIN MUNICIPAL BUILDING
303 W. MAIN ST., KENEDY, TX. 78119

NOTICE IS HEREBY GIVEN OF A REGULAR CITY COUNCIL MEETING ON THE 9TH DAY OF FEBRUARY, 2021 AT 6:00 P.M. AT WHICH TIME BUSINESS WILL BE CONDUCTED IN ACCORDANCE WITH LOCAL GOVERNMENT CODE 551 AS FOLLOWS:

1. Call Regular City Council meeting to order.
2. Call Roll and establish a quorum is present.
3. Prayer.
4. Pledge of Allegiance.
5. Citizen comment.
6. Departmental Reports.
 - Public Works Director Report
 - Police Chief Report
7. City Manager Report.
 - Departmental Reports (City Secretary/code Compliance/Fire Department/Court), Staffing, Current Projects, Future Projects, Current Operations, and/or Future Operations
 - Presentation of Financials.
8. **Consent Agenda**
This section shall provide for items that require action by the Council, but where little or no discussion is anticipated. By a single motion, second and affirmation majority vote. Items under this section are approved without further discussion or action.
 - A. City Council Minutes
 - B. Approve Financials

Ordinance / Resolution / Other Action Items:

This section shall provide for all other official discussion and action items provided for consideration by the Council

9. Consideration and possible action in regard to Resolution 21-01, a Resolution confirming support to the Karnes Community Affordable Housing LP with regards to its Oasis Springs development located at 116 Stewart Street, Kenedy, Texas 78119; pertaining to the Texas Department of Housing and Community Affairs 2021 Competitive Housing Tax Credits application for construction and renovation of affordable rental housing in the City of Kenedy. **(Presenter: Ms. Cristi LaJeunesse)**
10. Consideration and possible action in regard to awarding the East Main Drainage and Paving project to Dirt Boys, Inc for the not-to-exceed bid amount of \$1,360,213.58 to be completed not later than 150



THE MEETING SITE IS ACCESSIBLE TO INDIVIDUALS WITH DISABILITIES AND THE GENERAL PUBLIC

calendar days from issuance of the notice to proceed; directing and authorizing the Mayor to sign and effect the contract between the City of Kenedy and Dirt Boys, Inc. **(Presenter: Mr. Steve Synovitz, Mott Macdonald)**

11. Consideration and possible action in regard to Ordinance 21-03 Annexing 12.6 acres +/- of the Escondido Creek Parkway at the request of the San Antonio River Authority (SARA) into the City of Kenedy and moving the City of Kenedy's municipal borders to encompass the entirety of the 12.6 acres +/- **(Presenter: City Manager Linn)**
12. Consideration and possible action on appointing Ms. Debbie Mead to the Kenedy Public Library Advisory Board for a three (3) year term beginning February 10, 2021 and ending February 9, 2024. **(Presenter: City Manager Linn)**
13. Consideration and possible action in regard to the ongoing billing dispute between the City of Kenedy and Pecan Grove RV Park. **(Presenter(s): Mayor Baker/Mr. David Brodsky)**
14. Consideration and possible action in regard to Ordinance 21-04a Creating and Establishing the Kenedy Fire Department as a Career Fire Department; Ordinance 21-04b Creating and Establishing the Kenedy Fire Department as a Combination Fire Department; Ordinance 21-04c Creating and Establishing the Kenedy Fire Department as a Volunteer Fire Department; and directing the City Manager to take any and all measures necessary in creating and establishing the selected fire department type. **(Presenter: City Manager Linn)**
15. Consideration and possible action in regard to directing the City Manager to seek Request for Qualifications regarding Engineering Services pertaining to the City of Kenedy Convention Center. **(Presenter: City manager Linn)**
16. Consideration and possible action regarding Mr. Scott Gordon's property legally described as "Tract 1" 2.3 acres +/-, Carlos Martinez 15 League Grant, A-5; and "Tract 2" 0.3 acres +/-, Carlos Martinez 15 League Grant, A-6; Kenedy, Texas: **(Presenter: City Manager Linn)**
 - A. Replatting two (2) lots zoned Commercial "C", one (Tract 1) of approximately 100,188 sq. ft.+/- and one (Tract 2) of approximately 13,068 sq. ft.+/-; into two (2) separate lots zoned Commercial "C" to consist of one (1) lot (Tract 1) of 79,426 sq. ft.+/- and one (1) lot (Tract 2) of 33,555 sq. ft +/-.
17. Consideration and possible action regarding Mettle Equities' property legally described as 0.44 acres +/-, J.M. Nichols Addition No. II; Kenedy, Texas: **(Presenter: City Manager Linn)**
 - A. Replatting one (1) lot zoned Single Family "SF" of approximately 19,166.4 sq. ft.+/-; into two (2) separate lots zoned Single Family "SF" to consist of one (1) lot of 8,712 sq. ft.+/- and one (1) lot of 10,454.4 sq. ft +/-.
18. Consideration and possible action regarding Resolution 21-02 submission by the Kenedy Police Department for the Ochiltree's Prevention, Prepare, and Respond Project Grant to the Office of the Governor. **(Presenter: Chief Ashe)**
19. Consideration and possible action regarding approving and adopting employee evaluation forms to be used for the evaluation of the performance of City personnel. **(Presenter: City Manager Linn)**



20. Consideration and possible action regarding scheduling a hearing in accordance with Texas Local Government Code 370.002 regarding the review, modification, and extending of the City of Kenedy Juvenile Curfew Ordinance found in Chapter 62, Article II, Division 2 of the City of Kenedy Codified Code of Ordinances. **(Presenter: City Manager Linn)**
21. Consideration and possible action in regard to establishing a date and time to conduct a workshop for the purpose of discussing items related to modifying the City Council Rules of Decorum. **(Presenter: City Manager Linn)**
22. Adjourn.


The City Council of the City of Kenedy reserves the right to convene in Executive Session in accordance with the Texas Open Meetings Act, Texas Government Code: Section 551.071 (Consultations with Attorney), Section 551.072 (Deliberations about Real Property), Section 551.074 (Personnel Matters), Section 551.076 (Deliberations about Security Devices), or Section 551.087 (Deliberations Regarding Economic Development Negotiations) on any of the above items.

I, William Linn, certify that the above notice of this Regular City Council Meeting was posted at the front doors to the City Hall, 303 W. Main St., Kenedy, Texas on the 5th day of February, 2021 at 8:00 P.M.


William Linn, City Manager



THE MEETING SITE IS ACCESSIBLE TO INDIVIDUALS WITH DISABILITIES AND THE GENERAL PUBLIC



February 16, 2021

CITY OF KENEDY

CITY COUNCIL

MEETING

Item # 6

Department Reports



Kenedy Police Department

119 S. Third Street
Kenedy, Texas 78119
(830) 583-2225 / (830) 583-2984

From the Office of the Police Chief

February 2, 2021

To City Council

RE: January 2021 report

Animal control.

We have completed the repairs required by the last inspection. We hope to be re-inspected soon. See attached numbers

Police report

We have the camera systems working now at the parkway and sports complex. The call boxes have been delivered and we will get them installed in the next few weeks.

Our burglaries and thefts remain below average rates. Our assaults remain at an average pace. Our traffic stops and citations were above average last month. We continue to work the truck routes aggressively.

Our inspection for the recognition program is Wed the 10th. That is the final part of the process. We will be recognized at the Chief's conference the first week in April. The conference is in Ft Worth this year and any elected official who would like to attend is of course welcome, just let Chief know if you wish to come to the luncheon.

We have added a reserve officer. Officer Jose Ramirez was a deputy at the Sherriff office before coming to us. He has six years' experience, and has worked well with our officers.

A handwritten signature in cursive script, appearing to read "Rick Ashe".

Rick Ashe

KENEDY POLICE DEPARTMENT 2021 MONTHLY STATISTICS

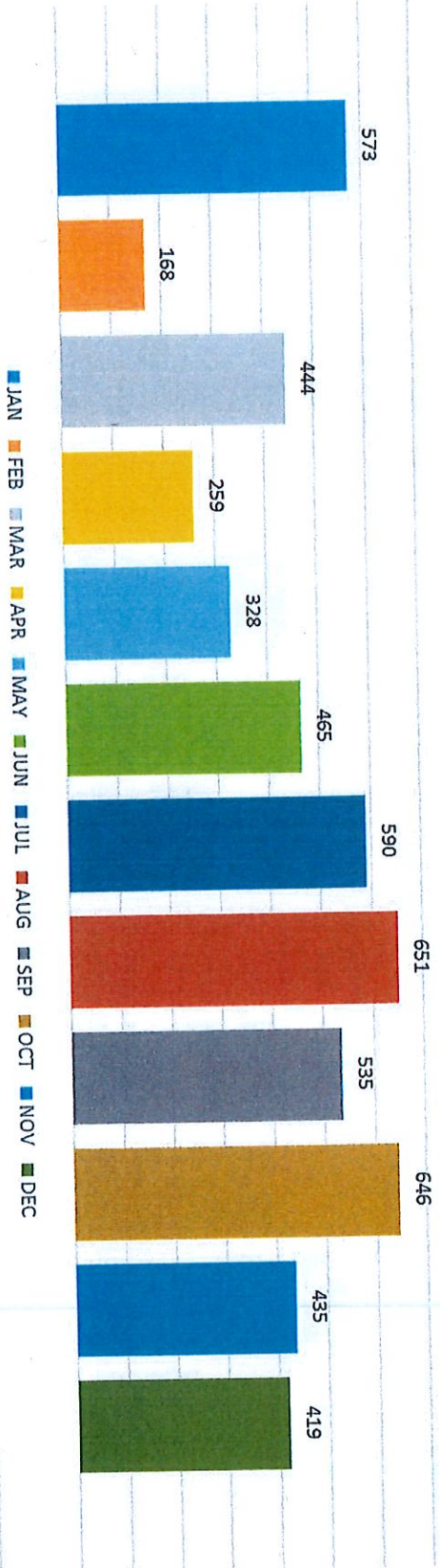
JANUARY 2021	JAN	FEB	MAR	APRIL	MAY	JUNE	JULY	AUG	SEPT	OCT	NOV	DEC	TOTAL	AVERAGE
CALL FOR SERVICE	573	168	444	259	328	465	590	651	535	646	435	419	5,513	459
OFFICER'S ASSISTANCE	92	10	48	46	20	50	65	80	72	94	85	183	845	70
MOTOR VEHICLE ACCIDENTS	06	07	13	07	09	08	06	12	09	08	11	5	101	8
ARRESTS	6	18	08	10	12	09	09	26	27	11	22	8	166	14
MUNICIPAL ARRESTS	2	05	01	01	03	02	02	04	01	00	6	02	28	5
DWI ARREST	1	01	00	00	01	02	02	01	05	00	0	02	15	1
JUVENILE INCIDENT	5	04	02	00	04	02	01	02	01	04	3	04	32	3
BURGLARY / THEFT	8	11	14	12	21	14	13	05	01	12	8	12	131	11
CITATIONS	433	128	254	67	148	456	326	638	466	470	401	416	4,203	350
WARNINGS	118	91	171	45	112	319	219	450	336	330	273	210	2,674	223
TRAFFIC STOPS	257	105	187	36	94	276	347	411	282	335	260	216	2,806	233
MH/MR	4	00	00	00	00	00	02	01	06	01	02	08	24	2
TRUCK VIOLATIONS	68	23	23	15	08	66	79	71	44	38	21	29	485	40
CASES CLEARED	39	17	26	32	23	28	41	42	56	67	29	37	437	36
BUILDING CHECKS	89	107	23	77	90	76	38	70	80	31	76	59	816	68
ASSAULTS/SEXUAL	5	3	5	6	1	6	6	3	5	7	9	3	59	5

Ashe, Rick, Chief of Police

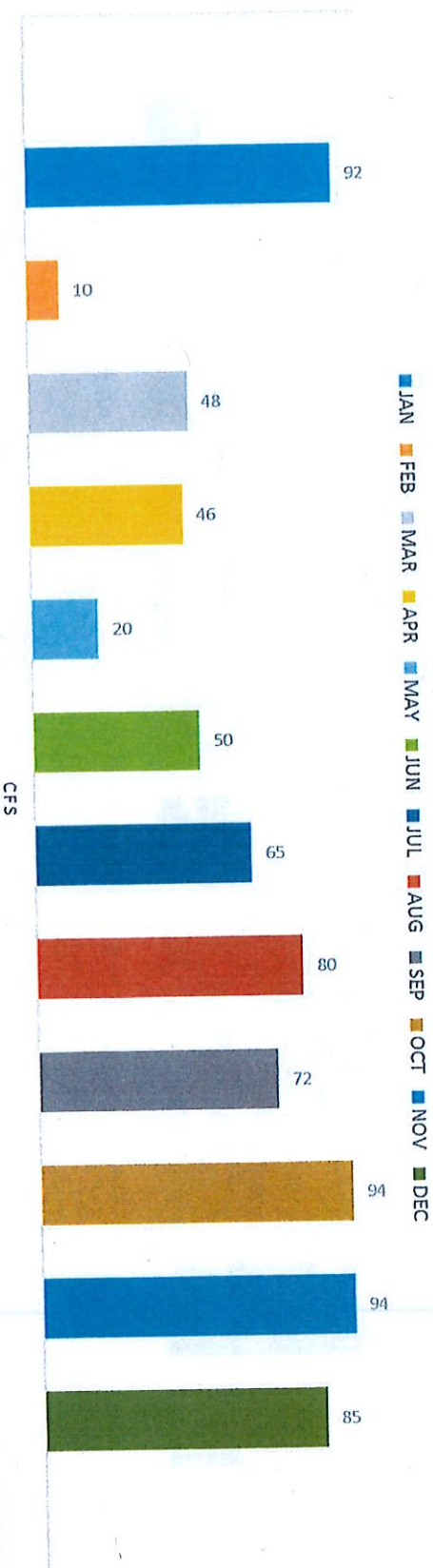
Date

RLC
2-2-24

CALLS FOR SERVICE




OFFICER'S ASSISTANCE



CFS

MUNICIPAL ARRESTS

JAN FEB MAR APR MAY JUN JUL AUG SEP OCT NOV DEC

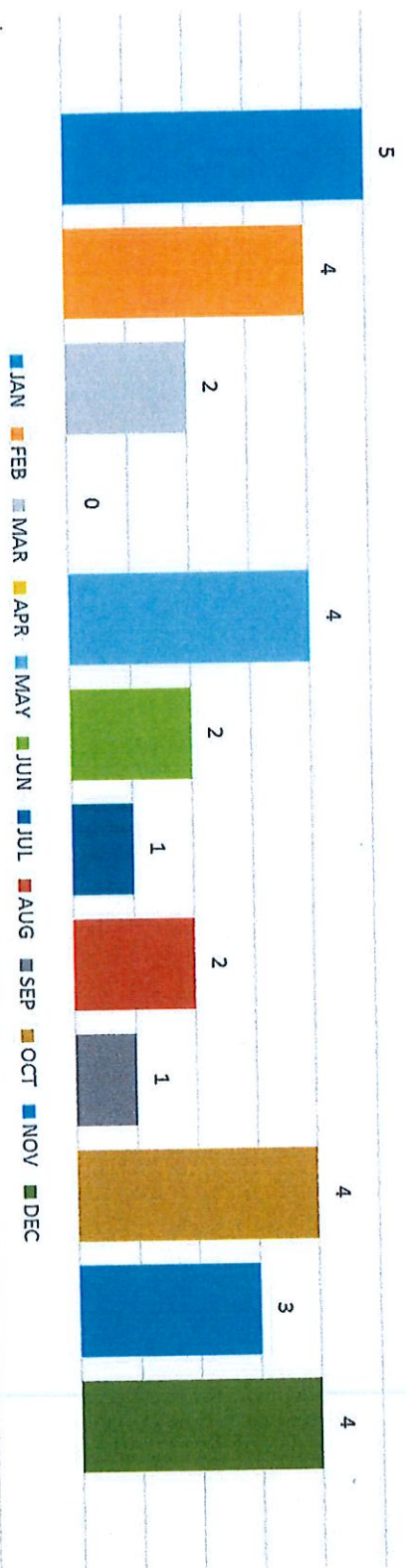


DWI ARREST

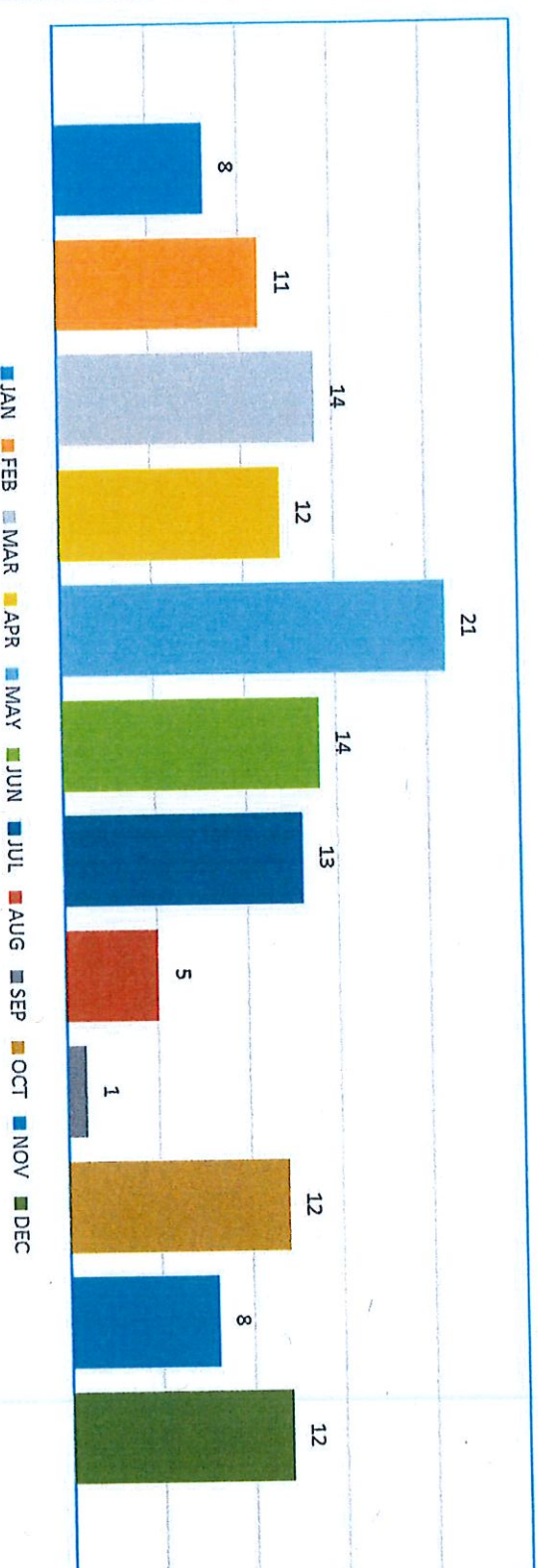
JAN FEB MAR APR MAY JUN JUL AUG SEP OCT NOV DEC



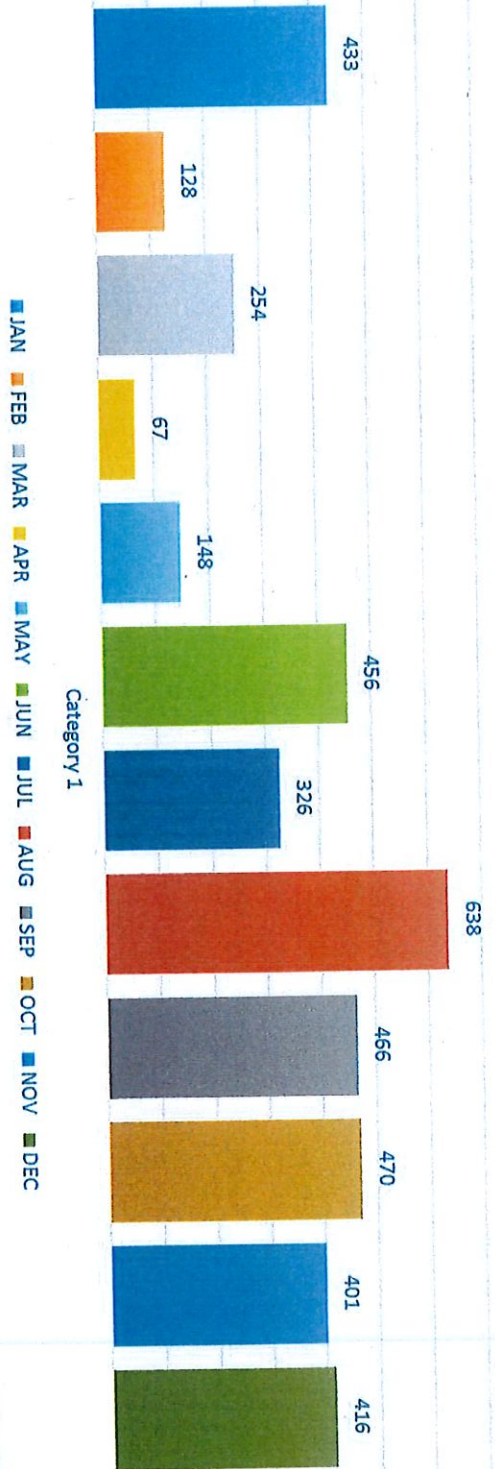
JUVENILE INCIDENT



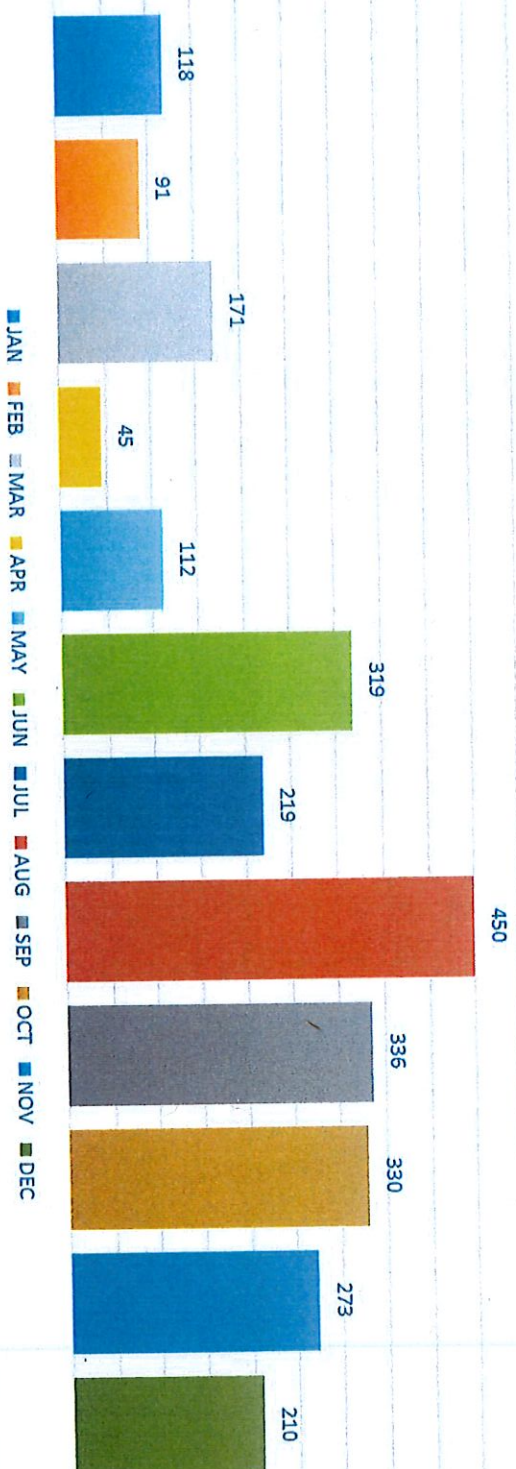
BURGLARY/THEFT



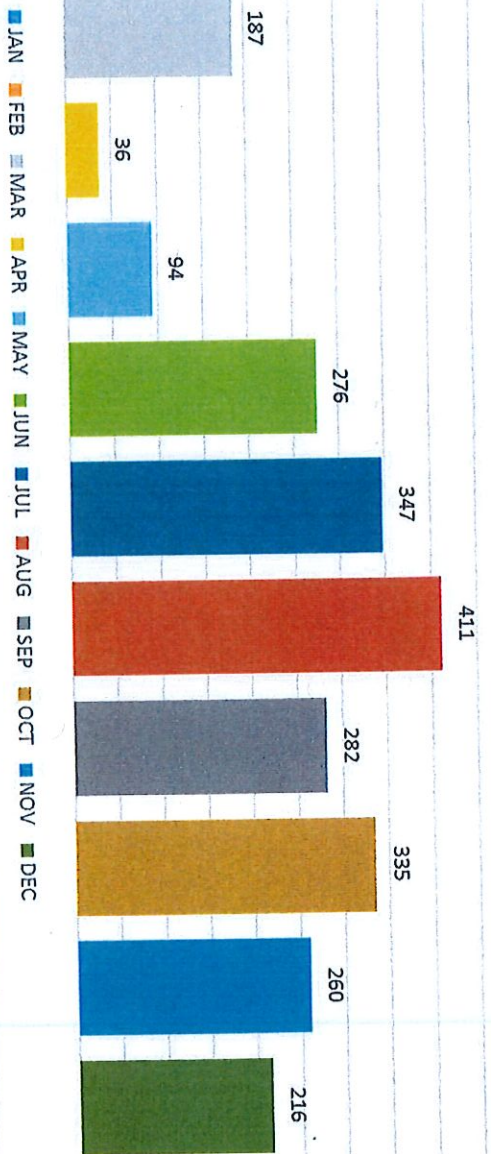
CITATIONS



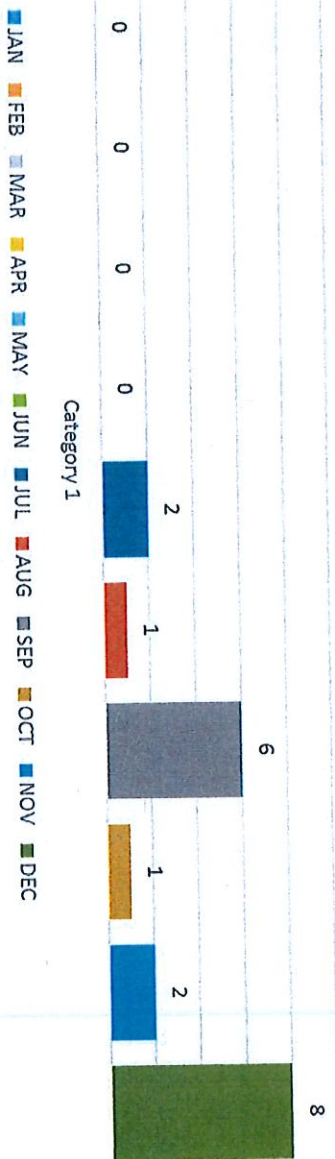
WARNINGS



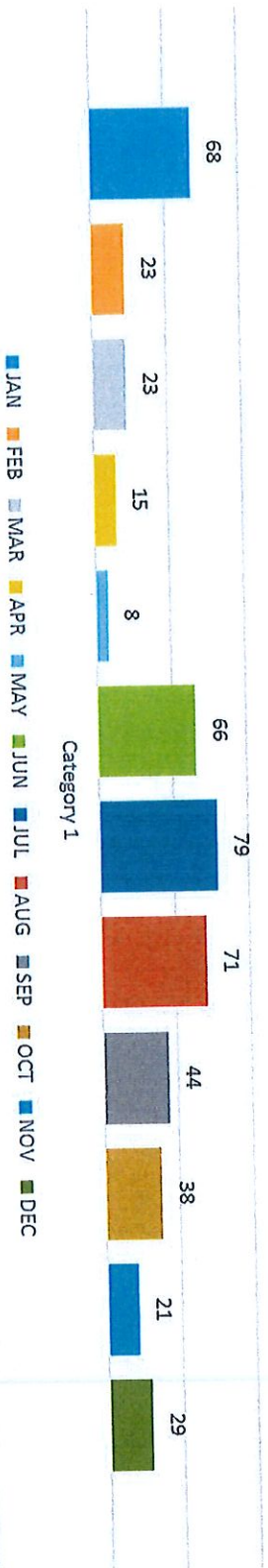
TRAFFIC STOPS



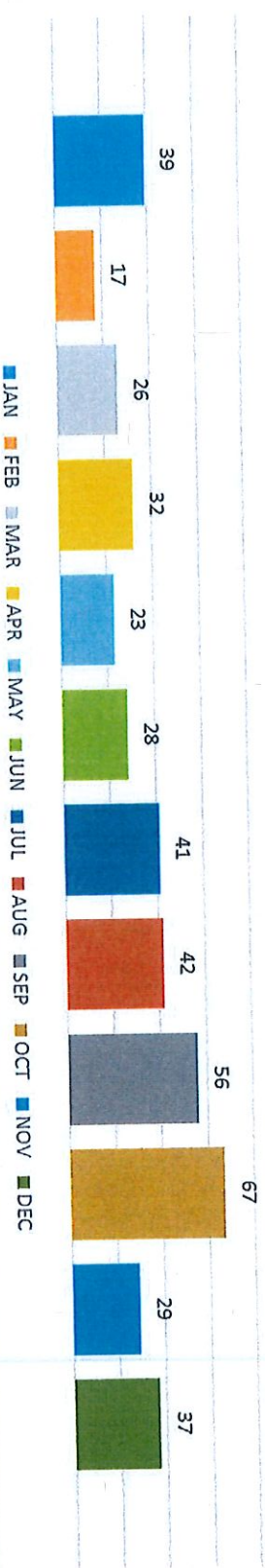
MHMR



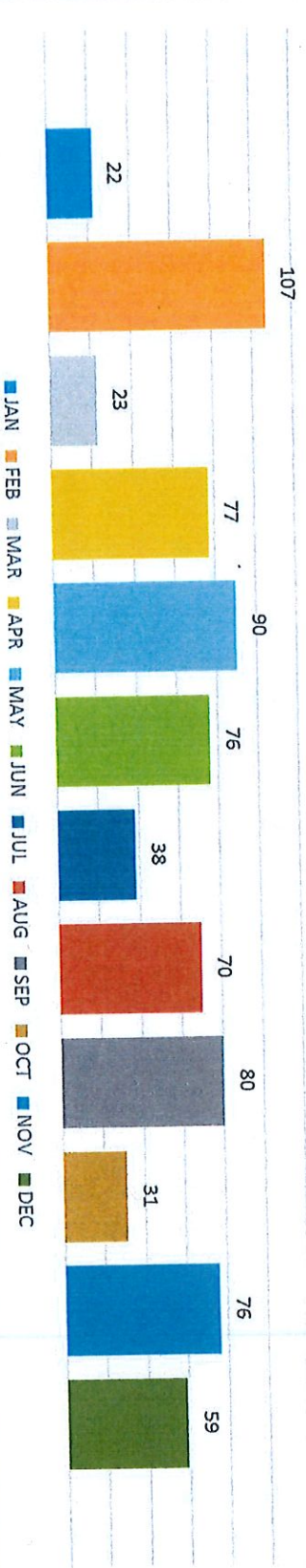
TRUCK VIOLATIONS



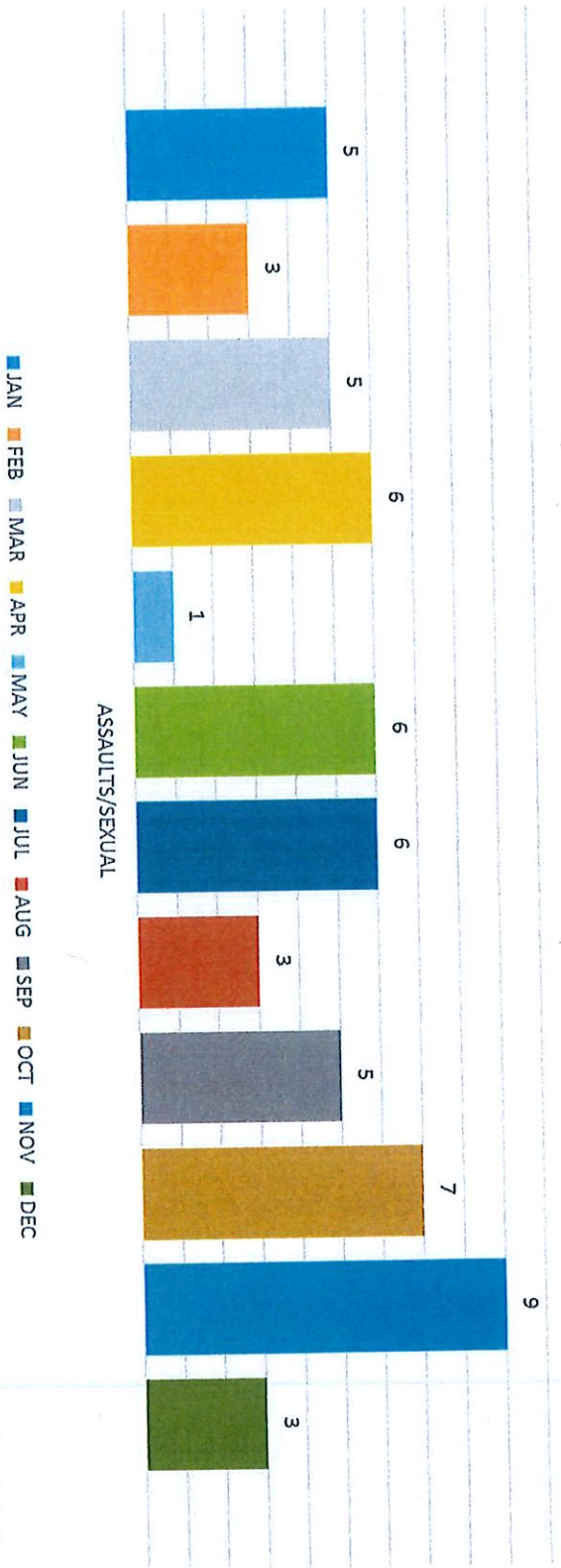
CASES CLEARED



BUILDING CHECKS



ASSAULTS/ SEXUAL/RAPE





Animal Control January 2021 total

Service Calls: 40

Dog Pickup: 16

Cat Pickup 14

Dead Animal Pickup: 11

Cat Euthanized: 13

Dog Euthanized: 5

Owner Reclaim: 5

Adoption: 2

Rescue Group: 10

Bat: 0

Snake: 1

Opossum: 2

Raccoon: 0

Skunk: 0

Fox: 0

Warning Issued: 3

Citation Issued: 1

Summary of Activities for January 2021

Summary of task below are in conjunction with routine task performed by field staff in providing water & wastewater treatment, Streets & Parks maintenance.

Management Activities:

- 1/9/21: Jason Morales started today
- 1/13/21: John Garza quit today, (no notice)
- Working on TWDB, water loss survey for 2020
- Approved final pay app for WTP, construction on Water Treatment Plant facilities building

Projects:

- Meter change out / upgrades: Continuing to work on this, stopped during meter reading and rereads
- 1/13/21: Accurate here to change out meters, Prison, Ashland & Park Place Landing
- Pecan Street / Update, paving complete /
- Pullin Street / Update, Paving complete
- Sewer lines: Booe, Shaw, HWY 72 (Sharon Chessler) Engineers will be looking into these
- Water pressure issues, Ila, need to run new water line and tie in dead end mains in area /

Notes: Lights for baseball fields have been requested to be on (Bryan Martin)

- Meeting with TYMCO, street sweeper / will be here on February 4th for a demonstration

Training Activities

INFORMATIONAL MORNING MEETINGS ABOUT WHAT WE DO AND WHY WE DO IT

- 1/19/2021: Austin Bryan passed his class "C" Water Operator exam

See attached sheets for additional information on monthly activities

1. Summary of Activities
2. Field Operations Report (work order report)
3. Water Loss Report
4. Water MOR
5. Water Stage Restrictions
6. Wastewater Reports
7. Streets reports
8. Parks report

The reports listed above are included in your packet and compiled by the department Supervisor's

Water:

01/15/2021: Flushing /

01/19/21: Lead and copper letters mailed to customers and COD sent to TCEQ (July-Dec 2020)

01/20/21: Well #16 pulled for repair, replaced all in hole material (Weisinger Incorporated)

01/22/21: Water outage letter for 400 blk of N. Sunset Strip, (Pecan Grove RV Park Meter replacement)

01/25/21: New 3" meter, with 2" RPZ backflow device installed and hooked up (Pecan RV)

- Boil Water Notice issued: sample taken and BWNR on 28th

01/26/21: Disconnects for non-payments (55 +) / WQP samples taken for this quarter /

- Rereads 145 +

Wastewater:

No violations for the month of January

1/14-15/21: 712 Aransas, install new collection lateral line from curb to main (install backflow device per city manager)

01/19/21: SSO's Robinhood & Nixon

STREETS:

Please see full Street report.

1/21/2021: Work on 800 Blk. Graham rd, grade, add base and roll,

Parks:

1/9/21: Started installing gates, fencing and sign

1/12/21: Contacted Spectrum about score boards and controllers

01/18/21: Work on Scoreboards (Spectrum) and deliver controllers. / meet with Hellas about entrance sign

- Working on Johnny Bear field, dug outs, fence, / field

SUMMARY:

WATER PRODUCED: 40,839,497 G

WATER LOSS: 4,793,689 G / 11.47 %

WWTP FLOW: 34.112 MG / Rain, 0.4"

Service orders completed, all departments: 2,262

WATER Conservation plan: STAGE restrictions: Recommend stay at stage II

BOIL WATER OTICES: 1

SSO'S: 2

Jerry Higgins
Public Works Director

	OCT 2020	NOV 2020	DEC 2020	JAN 2021	FEB 2021	MAR 2021	APR 2021	MAY 2021	JUN 2021	JUL 2021	AUG 2021	SEP 2021	ANNUAL TOTALS
WATER REPORT													
Accumulated Water WOC	448	650	491	1488	0	0	0	0	0	0	0	0	3087
BEM/METER	55	235	170	150									610
FRIENDS	132	137	115	225									609
PHONES	33	25	15	12									85
REPLACE MTR / ACCUMATE	53	64	30	965									1,112
TANKERS	0	0	0	0									0
METER TURN ON / OFF	148	31	18	65									253
TMS / NEW SERVICE	2	1	0	0									3
LOCAL METERS	1	147	87	25									260
CJ / PAYS	8	3	1	1									13
MISC WORK	15	7	55	65									142
TOTAL WATER CALLS	448	650	491	1488	0	0	0	0	0	0	0	0	3,087
Accumulated Fees	2	3	3	3	3	3	3	5	5	5	5	5	3

OTHER MAINTENANCE REPORTS												
ACCOUNT CODE	AMOUNT	WOL										
LINE ID	DATE	400	750	557	452	0	0	0	0	0	0	2-214
REPLACE METER BOX		1	6	5	4							16
Replace Meter ID		22	12	5	40							78
Check for leaks		24	13	5	50							92
LEAKS REPAIRED / Service lines		35	11	19	21							87
Leak Inquired / Mains		17	6	9	10							42
Leak Inquired / Mains		14	10	10	5							39
Sewer Main Backlog		4	12	8	6							31
Sewer line leaks Inquired		2	1	2	2							7
Water Pipe Issues		0	0	5	2							7
Call Out		26	26	3	12							87
Vehicle / Equipment Maintenance		8	16	1	2							27
New Trash Cell		12	5	4	4							25
Repairs / Fix up Trash Ctr		21	13	14	12							90
Brush / Trash Pickup		66	115	115	32							338
Patch Pavement / Street Repair		46	72	58	68							244
Mow Along / Drive		34	153	10	12							209
Street Sweeping		33	142	121	5							391
MISC WORK		103	143	142	165							553
Total Other Maint. Work		469	766	637	452	0	0	0	0	0	0	2214
LEAKS FIXED		31	47	61	61							
TOTAL JO WORK ORDERS		1,164	1,740	1,314	2,282	0	0	0	0	0	0	6,477

WATER LOSS REPORT

(BASED ON BILLING CYCLE - DEC 2020- JANUARY 2021)

WATER PRODUCED FROM WELLS:

WATER ACCOUNTED FOR AT METERS THROUGH BILLING:

WATER UNACCOUNTED FOR THROUGH READINGS AND BILLINGS:

Un-METERED WATER (AUTHORIZED)

FIRE DEPARTMENT USE:

SEWER DEPARTMENT USE:

UNBILLED CONSUMPTION:

TOTAL UN-METERED WATER (AUTHORIZED):

METERED (COMMERCIAL / OTHER)

BULK WATER:

CONTRACTOR:

FLUSHED LINES:

WATER ACCOUNTED FOR IN STORAGE AND LINES:

WATER LEAKS

NUMBER OF WATER LEAKS:

WATER LEAK WATER LOSS ESTIMATES:

TOTAL OF WATER ACCOUNTED FOR:

WATER LOSS:

WATER LOSS PERCENT:

		LEAKS		Gallons
41,778,844	1	25,523		
31,327,000	2	34,254		
	3	27,872		
10,451,844	4	58,507		
	5	39,966		
	6	48,111		
3,000	7	66,647		
13,500	8	39,883		
2,600	9	71,088		
19,100	10	43,668		
	11	35,544		
	12	43,000		
0	13	62,712		
16,000	14	6,200		
98,150	15	8,530		
4,790,000	16	126,000		
	17			
16	18			
737,505	19			
	20			
36,985,155	21			
4,793,689	22			
11.47%	TOTAL	737,505		

TEXAS COMMISSION ON ENVIRONMENTAL QUALITY

#1

MONTHLY REPORT

WATER WORKS OPERATIONS FOR
GROUND WATER SUPPLIES
(1) NAME OF SYSTEM - CITY OF KENEDY
(1a) WATER SYSTEM I.D. NO. - 1280002

COUNTY OF KARNES
MONTH OF JANUARY 2021

Day of Week	Pumpage to Distribution System				(6) Disinfection LBS>/DAY	(7) Corrosion Control	(8) Taste and Odor Control	(9) Fluoride Residuals
	(2) Direct from Wells to Plant	(3) From Ground Storage to Distribution System	(4) Purchased from Others	(5) Total Pumpage to Distribution				
1.	1,682,000	1,210,772		1,210,772	21			
2.	1,625,000	1,355,328		1,355,328	25			
3.	1,851,000	1,406,233		1,406,233	25			
4.	1,859,000	1,330,922		1,330,922	31			
5.	1,983,000	1,526,256		1,526,256	30			
6.	1,762,000	1,363,678		1,363,678	28			
7.	1,640,000	1,319,617		1,319,617	22			
8.	1,616,000	1,278,650		1,278,650	24			
9.	1,676,000	1,230,289		1,230,289	26			
10.	1,675,000	1,414,939		1,414,939	25			
11.	1,646,000	1,088,617		1,088,617	22			
12.	1,906,000	1,333,544		1,333,544	28			
13.	1,892,000	1,308,606		1,308,606	29			
14.	1,744,000	1,334,839		1,334,839	28			
15.	1,681,000	1,272,422		1,272,422	22			
16.	1,833,000	1,319,517		1,319,517	23			
17.	1,581,000	1,156,222		1,156,222	23			
18.	1,618,000	1,288,778		1,288,778	25			
19.	1,667,000	1,337,322		1,337,322	25			
20.	1,652,000	1,273,778		1,273,778	24			
21.	1,704,000	1,356,194		1,356,194	23			
22.	1,758,000	1,343,517		1,343,517	26			
23.	1,799,000	1,294,772		1,294,772	25			
24.	1,810,000	1,387,678		1,387,678	32			
25.	1,747,000	1,510,456		1,510,456	23			
26.	1,763,000	1,331,189		1,331,189	28			
27.	1,835,000	1,309,672		1,309,672	26			
28.	1,573,000	1,232,939		1,232,939	24			
29.	1,446,000	1,124,517		1,124,517	25			
30.	1,798,000	1,365,778		1,365,778	29			
31.	1,792,000	1,432,456		1,432,456	27			
Total	53,614,000	40,839,497	0	40,839,497	794	0	0	0
Avg.	1,729,484	1,317,403	0	1,317,403	25.6	0	0	0
Max.	1,983,000	1,526,256		1,526,256	32			
Min.	1,446,000	1,088,617		1,088,617	21			

No. Of Active Services (10) - 1,614 Meters
3,133 Connections
Chemical Analysis (11) 01-01-2020

Dates and Results of Bacteriological Analysis (12) - January 19, 2021 / 7 Samples submitted - All O.K.
Reservoirs of Tanks Checked - July 27, 2020

General Remarks (15) - *Handwritten signature* Dead Ends Flushed (14) - 22

Submitted By (16) *Handwritten signature* Certificate No. and Class (17) WG0015819 Class C - Ground Water
Report prepared by Hector Salinas & Austin Bryan on 02-03-2021.

NO WATER RESTRICTIONS

STAGE WATER RESTRICTION REPORT

MONTH Jan-21		Total Water to Distribution	Total Ro Production per day 1704 gpm	Stage I 65%	Stage II 75 %	Stage III 85%	Stage IV 90%
1	1,210,772	2,453,760	1,594,944	1,840,320	2,085,696	2,208,384	
2	1,355,328	2,453,760	1,594,944	1,840,320	2,085,696	2,208,384	
3	1,406,233	2,453,760	1,594,944	1,840,320	2,085,696	2,208,384	
4	1,330,922	2,453,760	1,594,944	1,840,320	2,085,696	2,208,384	
5	1,526,256	2,453,760	1,594,944	1,840,320	2,085,696	2,208,384	
6	1,363,678	2,453,760	1,594,944	1,840,320	2,085,696	2,208,384	
7	1,319,617	2,453,760	1,594,944	1,840,320	2,085,696	2,208,384	
8	1,278,650	2,453,760	1,594,944	1,840,320	2,085,696	2,208,384	
9	1,230,289	2,453,760	1,594,944	1,840,320	2,085,696	2,208,384	
10	1,414,939	2,453,760	1,594,944	1,840,320	2,085,696	2,208,384	
11	1,088,617	2,453,760	1,594,944	1,840,320	2,085,696	2,208,384	
12	1,333,544	2,453,760	1,594,944	1,840,320	2,085,696	2,208,384	
13	1,308,606	2,453,760	1,594,944	1,840,320	2,085,696	2,208,384	
14	1,334,839	2,453,760	1,594,944	1,840,320	2,085,696	2,208,384	
15	1,272,422	2,453,760	1,594,944	1,840,320	2,085,696	2,208,384	
16	1,319,517	2,453,760	1,594,944	1,840,320	2,085,696	2,208,384	
17	1,156,222	2,453,760	1,594,944	1,840,320	2,085,696	2,208,384	
18	1,288,778	2,453,760	1,594,944	1,840,320	2,085,696	2,208,384	
19	1,337,322	2,453,760	1,594,944	1,840,320	2,085,696	2,208,384	
20	1,273,778	2,453,760	1,594,944	1,840,320	2,085,696	2,208,384	
21	1,356,194	2,453,760	1,594,944	1,840,320	2,085,696	2,208,384	
22	1,343,517	2,453,760	1,594,944	1,840,320	2,085,696	2,208,384	
23	1,294,772	2,453,760	1,594,944	1,840,320	2,085,696	2,208,384	
24	1,387,678	2,453,760	1,594,944	1,840,320	2,085,696	2,208,384	
25	1,510,456	2,453,760	1,594,944	1,840,320	2,085,696	2,208,384	
26	1,331,189	2,453,760	1,594,944	1,840,320	2,085,696	2,208,384	
27	1,309,672	2,453,760	1,594,944	1,840,320	2,085,696	2,208,384	
28	1,232,939	2,453,760	1,594,944	1,840,320	2,085,696	2,208,384	
29	1,124,517	2,453,760	1,594,944	1,840,320	2,085,696	2,208,384	
30	1,365,778	2,453,760	1,594,944	1,840,320	2,085,696	2,208,384	
31	1,432,456	2,453,760	1,594,944	1,840,320	2,085,696	2,208,384	
	40,839,497						
	1,317,403						



MONTH/YEAR: January 2021

CITY OF KENEDY W.W.T.P. DAILY SAMPLES

DAY	DAILY FLOW (MGD)	EFFLUENT						AERATION BASIN						RAIN IN INCHES	INITIALS	INFLUENT	
		D.O.	pH	TEMP.°	CZ/PRE	CZ/EFF	CZ/MAN	AMNL.	D.O.	pH	TEMP.°	SV-5	SV-30			pH	D.O.
1	1.091				1.80	0.06	0.5	0.07						0.0	CC		
2	1.112				1.90	0.07	0.5	0.07						0.0	CC		
3	1.128				2.00	0.04	0.5	0.07						0.0	CC		
4	1.055	7.80	6.55	21.5C	3.10	0.06	0.4	0.07	2.36	6.59	21.5C	970	820	0.0	RTR		
5	1.201	6.95	6.61	21.3C	2.50	0.04	0.4	0.07	2.15	6.60	21.6C	970	815	0.0	CC		
6	1.122				3.80	0.06	0.5	0.07						0.0	CC		
7	1.031				3.50	0.07	0.5	0.07						0.0	CC		
8	0.959				3.60	0.08	0.5	0.07						0.0	CC		
9	1.106				5.00	0.08	0.1							0.0	MG		
10	1.421				5.90	0.07	0.3							0.4	MG		
11	1.153	8.26	6.56	18.7C	3.10	0.06	0.3	0.06	2.85	6.59	18.4C	940	740	0.0	RTR		
12	1.072	8.37	6.51	17.6C	3.50	0.03	1.1	0.06	1.58	6.56	17.3C	940	790	0.0	RTR		
13	1.076				3.60	0.07	0.9							0.0	RTR		
14	1.044				4.10	0.09	0.2							0.0	RTR		
15	0.964				1.60	0.01	0.1	0.07						0.0	RTR		
16	0.983				2.90	0.08	0.2							0.0	RTR		
17	1.017				1.70	0.02	0.1	0.07						0.0	RTR		
18	1.143				2.00	0.04	0.2	0.07						0.0	CC		
19	1.073	6.77	6.64	19.0C	2.30	0.05	0.2	0.07	1.69	6.61	18.8C	940	780	0.0	CC		
20	1.148	7.74	6.89	21.4C	1.90	0.03	0.3	0.08	0.69	6.79	22.7C	940	720	0.0	RTR		
21	1.193				1.43	0.02	0.4	0.08						0.0	CC		
22	1.175				2.70	0.03	1.2	0.88						0.0	CC		
23	0.906				2.50	0.05	1.0	0.08						0.0	CC		
24	1.344				2.30	0.04	1.2	0.08						0.0	CC		
25	1.168	7.06	6.74	24.0C	1.90	0.09	0.4	0.08	1.54	6.77	23.4C	930	670	0.0	RTR		
26	1.053	7.79	7.21	20.8C	1.10	0.03	0.5	0.07	0.77	6.81	24.2C	940	720	0.0	MG		
27	1.085				1.90	0.05	0.5							0.0	MG		
28	1.052				1.50	0.02	0.6							0.0	RTR		
29	1.015				3.50	0.09	0.6	0.78						0.0	RTR		
30	1.079				2.20	0.03	0.1	0.08						0.0	MG		
31	1.143				2.30	0.03	0.1							0.0	MG		
TOTAL	34.112													0.4			
AVERAGE	1.100	7.59	6.71	#DIV/0!	2.88	0.05	0.5	0.14	1.70	6.67	#DIV/0!	946	757	0.0		#DIV/0!	#DIV/0!
MINIMUM	0.906	6.77	6.51	0	1.10	0.01	0.1	0.06	0.69	6.56	0.0	930	670	0.0		0.00	0.00
MAXIMUM	1.421	8.37	7.21	0	5.90	0.09	1.2	0.88	2.85	6.81	0.0	970	820	0.4		0.00	0.00



Street Department

Report for January 2021

STREETS

Crew patched 15 days, Graded 10 days, Swept 15 days, Removed Limbs 3 days, & Base Repair 4 days. Materials Used: approx. 59.3 cubic yards Type D, 127.7 cubic yards of Base, 10.8 cubic yards of Top Soil, 6 bags of Portland Cement, and 2 bags of Ready Mix Cement.

SIGNS, ETC.

Crew set up 2 temporary Stop Signs, and adjusted 4 Barricades.

CONSTRUCTION

Crews worked on Drainage 4 days, Installed New Water Meters 10 days, and worked at the City Park 6 days.

Misc.

Crews Mowed 7 days, Picked Up Trash 12 days, Delivered 8 Trash Carts, Picked Up 4 Trash Carts, attended the Collection Station 2 days, Picked up Trash 12 days, worked at City Hall 2 days, and Weed Eat 7 days.



Water Treatment Plant
604 Cottonwood, Kenedy, Texas 78119

#12

MONTHLY REPORT JANUARY 2021

01/01/2021

-HAPPY NEW YEAR

01/05/2021

-Kemco (BJA) delivered 3-drums of cleaning solution for Trains. (Membranes)

01/07/2021

-Austin and Kyle cleaned air relief valve on Arsenic Adsorber #2.
-Changed out 3/8 poly lines on Cl₂ system.

01/08/2021

-Turned in Monthly Reports to Jerry (PWD).
-Austin worked on DLQOR and submitted it TCEQ through the STEERS account.
-E-mailed Russell with EvergreenUWCD the Yearly Water Well Usage.
-JS Haren's crew showed up at R.O. Plant to change out warranted stainless steel pre-filter canister for Train "C". Russell mentioned if we could get him this information on a monthly or quarterly. (Yes)

01/10/2021

-Got called out by Austin for assistance on FM Pump Station issues, Booster Pumps would not run. Found a bad transducer at the Hospital Tower.

01/11/2021

-Checked FM 719 Pump Station and set-up Booster Pumps on auto, BP #3 came "on" and topped off Hospital Tower. (117.7')

01/12/2021

-Talked to Jerry (PWD) about pumping capacity and he wants me to get a hold of Sherrill Mercer with Mercer Controls to discuss in what way he can help us with (2) 3,000 gpm pumps on a skid that later on we could make it a part of our operations as a permanent fixture.

- Steve will get the message to Sherrill so Jerry and I can discuss it with him if he is interested in our upgrade.
- Guy Diogaude with Mercer Controls is coming to work on the SCADA System and I am going to see if he can help us with the FM 719 Pump Station. Booster Pump #3 will not turn off on it's own in auto mode.

01/13/2021

- Jerry (PWD) asked for Austin's evaluation.
- Jerry notified me that new meters are being installed at Ashland, Connally Prison, and Park Place Apartments. Austin and I visited the Prison Site.
- Kyle Davis, new employee at the R.O. Plant informed that his dad had tested positive for Covid-19. Notified Jerry (PWD) and he said to send Kyle home to quarantine for 10 days and that he could return when he tested negative after the 10 days of quarantine.
- Discussed with Jerry new computer for the R.O. Plant and he said to get the City (IT) person to set it up.
- Talked to Daniel with Kemco, he said that he will be here on the 18th of January to start the Train Cleanings.

01/14/2021

- Called Jeff (IT) when he could install new computer at R.O. Plant. He will be here on Monday the 18th.

01/15/2021

- Purchased and installed 10' of chain to lock down the flow meter by-pass at Connally Prison meter vault.
- Kyle called and informed me that he had tested positive for Covid-19.
- Talked to Daniel and Melissa with Kemco (BJA) about our situation with Covid-19. Melissa rescheduled the Train cleaning to February 5th.
- Changed out 4' fluorescent bulbs in R.O. Building and Arsenic Adsorber Building.

01/16/2021

- Came in to do Plant work, noticed fluctuation on flow graph. Well #16 was not running, made adjustments to Well #8. Checked Well #16, (2) phases had over amperage. Amps. (A)-124.7; (B)-114.1; (C)-64.1, Voltage (A-B)-427.8; (A-C)-431.1; (B-C)-437.6
- Restarted Well #16, ran for (10) minutes and cut off due to over amps, there was also some vibration on the seal block.
- Talked to Jerry (PWD), he said to get someone out here Monday 18th. Steve Martin with Weisinger will be out here with a crew Monday afternoon.

01/18/2021

-Austin called to let me know that Well #11 was off. Called Jerry (PWD) to let him know. Came in and checked Well #11, electrical had some blown out power surge protectors blown out. Called Jerry and let him know and sent pictures.

01/19/2021

-Steve with Weisinger checked Well #16, motor short to ground. Steve checked Well #11, electrically motor checked out good. We will have to run it to check the mechanical parts.

-Weisinger rig showed up to pull Well #16. (10:30 AM)

-Austin tested for his "C" Water License. (Passed)

01/20/2021

-Weisinger continuing to work on Well #16. This morning they were going back in with the new pump and motor, electrical wire, (5) new 5" columns, air line, and new 1" pvc line.

-Talked to Jerry (PWD) and gave him update on Well #16 and Well #11 and update with chemical containment from Mercer Controls.

-Weisinger ran Well #16 to ground to get well ready for disinfection.

-Weisinger finished Well #16, Austin and I Disinfected Well #16 to get ready for bacteria sample tomorrow.

01/21/2021

-Purged Well #16 of Chlorine and collected Bacti-Sample.

01/22/2021

-Called PCS Lab for Bacti. Lab analysis. Well #16 "Passed", but I still don't have a paper copy of results.

-Started purging Well #16 so we can put well into production when we have Bacteria Sample paper copy.

-Received paper copy for Bacteria sample, Well #16 is back in Production.

(5:00 PM) Made adjustments to R.O. Plant and Arsenic Adsorber System.

-Installed new Chlorine Booster Pump/Motor and New 1½" PRV (Pressure Reducing Valve).

01/23/2021

-Austin checked water levels on Well's #11 and #16, Level were good.

01/24/2021

-Kyle Davis (R.O. Plant Employee) called and asked when he could return to work, told him that when he test negative for Covid-19.

01/25/2021

- Removed snubber from High Arsenic Tank transducer. We had been getting some erratic readings.
- Kyle Davis tested negative and will return to work tomorrow.

01/26/2021

- Met with Jerry on new method of call out for primary phone.
- Kyle back on duty at R.O. Plant.

01/27/2021

- Talked to Daniel with Kemco to confirm Train cleaning on Monday February 1st.

01/28/2021

- Installed 4" check valve on Well #11.
- Talked to Jerry, he needs copy of Water loss Report from Texas Water Development Board.

01/29/2021

- Installed new air relief valve on Arsenic Adsorber piping.
- Informed Jerry that I never got a copy of the TWDB Survey and that Kyle will be leaving in May to the Military.
- Daniel with Kemco called that he will be here Tuesday 2nd instead of Monday 1st.

- At the beginning of the month worked on monthly reports
- Answered and sent several e-mails/phone calls with Contractors, vendors, and contractors.

Hector Salinas



Water Superintendent

TEXAS COMMISSION ON ENVIRONMENTAL QUALITY

#1

MONTHLY REPORT

WATER WORKS OPERATIONS FOR
GROUND WATER SUPPLIES
(1) NAME OF SYSTEM - CITY OF KENEDY
(1a) WATER SYSTEM I.D. NO. - 1280002

COUNTY OF KARNES
MONTH OF JANUARY 2021

Day of Week	Pumpage to Distribution System				(6) Disinfection LBS>/DAY	(7) Corrosion Control	(8) Taste and Odor Control	(9) Fluoride Residuals
	(2) Direct from Wells to Plant	(3) From Ground Storage to Distribution System	(4) Purchased from Others	(5) Total Pumpage to Distribution				
1.	1,682,000	1,210,772		1,210,772	21			
2.	1,625,000	1,355,328		1,355,328	25			
3.	1,851,000	1,406,233		1,406,233	25			
4.	1,859,000	1,330,922		1,330,922	31			
5.	1,983,000	1,526,256		1,526,256	30			
6.	1,762,000	1,363,678		1,363,678	28			
7.	1,640,000	1,319,617		1,319,617	22			
8.	1,616,000	1,278,650		1,278,650	24			
9.	1,676,000	1,230,289		1,230,289	26			
10.	1,675,000	1,414,939		1,414,939	25			
11.	1,646,000	1,088,617		1,088,617	22			
12.	1,906,000	1,333,544		1,333,544	28			
13.	1,892,000	1,308,606		1,308,606	29			
14.	1,744,000	1,334,839		1,334,839	28			
15.	1,681,000	1,272,422		1,272,422	22			
16.	1,833,000	1,319,517		1,319,517	23			
17.	1,581,000	1,156,222		1,156,222	23			
18.	1,618,000	1,288,778		1,288,778	25			
19.	1,667,000	1,337,322		1,337,322	25			
20.	1,652,000	1,273,778		1,273,778	24			
21.	1,704,000	1,356,194		1,356,194	23			
22.	1,758,000	1,343,517		1,343,517	26			
23.	1,799,000	1,294,772		1,294,772	25			
24.	1,810,000	1,387,678		1,387,678	32			
25.	1,747,000	1,510,456		1,510,456	23			
26.	1,763,000	1,331,189		1,331,189	28			
27.	1,835,000	1,309,672		1,309,672	26			
28.	1,573,000	1,232,939		1,232,939	24			
29.	1,446,000	1,124,517		1,124,517	25			
30.	1,798,000	1,365,778		1,365,778	29			
31.	1,792,000	1,432,456		1,432,456	27			
Total	53,614,000	40,839,497	0	40,839,497	794	0	0	0
Avg.	1,729,484	1,317,403	0	1,317,403	25.6	0	0	0
Max.	1,983,000	1,526,256		1,526,256	32			
Min.	1,446,000	1,088,617		1,088,617	21			

No. Of Active Services (10) -

1,614 Meters
3,133 Connections

Chemical Analysis (11)

01-01-2020

Dates and Results of Bacteriological Analysis (12) - January 19, 2021 / 7 Samples submitted - All O.K.

Reservoirs of Tanks Checked - July 27, 2020

Dead Ends Flushed (14) - 22

General Remarks (15) -

Submitted By (16)

Certificate No. and Class (17)

WG0015819

Class C - Ground Water

Report prepared by Hector Salinas & Austin Bryan on 02-03-2021.

CITY OF KENEDY

WATER TREATMENT PLANT

#2

MONTHLY REPORT FOR JANUARY 2021

WATER TREATMENT PLANT PRODUCTION FOR PERIOD OF 01 thru 31, 2021

TOTAL WELL PUMPAGE - GALLONS:	53,614,000
TOTAL PUMPAGE TO DISTRIBUTION - GALLONS:	40,839,497
WELL PUMPAGE/DISTRIBUTION RATIO:	76% / 24%
ESTIMATED WATER LOSS DUE TO LEAKS, ETC. (SEE ATTACHED LIST) - GALLONS:	
TOTAL CONNECTIONS:	3,133
TOTAL PERMEATE - GALLONS:	23,952,000
TOTAL CONCENTRATE - GALLONS:	10,437,000
TOTAL BLEND - GALLONS:	16,931,000
TOTAL POTABLE WATER PRODUCED (PERMEATE + BLEND) - GALLONS:	40,883,000
TOTAL POTABLE WATER PRODUCED (PERMEATE + BLEND) - RATIO:	59% / 41%

SOLD + ESTIMATED LOSS vs PUMPAGE TO DISTRIBUTION FOR PERIOD OF DECEMBER 12, 2020 thru JANUARY 12, 2021

TOTAL PUMPAGE TO DISTRIBUTION - GALLONS:	42,778,844
TOTAL GALLONS METERED (SOLD) - GALLONS:	31,329,600
ESTIMATED WATER LOSS - GALLONS:	
TOTAL GALLONS METERED (SOLD) + ESTIMATED WATER LOSS - GALLONS:	31,329,600
PUMPAGE TO DISTRIBUTION SOLD/LOSS RATIO:	73% / %

ALL R.O. TRAINS - TOTAL GALLONS: PERMEATE / CONCENTRATE / PERCENT REJECTION:

TRAIN "A" PERMEATE:	3,316,000	TRAIN "A" CONCENTRATE:	1,511,000	69% / 31%
TRAIN "B" PERMEATE:	3,838,000	TRAIN "B" CONCENTRATE:	1,576,000	71% / 29%
TRAIN "C" PERMEATE:	9,396,000	TRAIN "C" CONCENTRATE:	3,705,000	72% / 28%
TRAIN "D" PERMEATE:	7,402,000	TRAIN "D" CONCENTRATE:	3,645,000	67% / 33%
TRAIN "E" PERMEATE:		TRAIN "E" CONCENTRATE:		/
TOTAL PERMEATE - GALLONS:	23,952,000	TOTAL CONCENTRATE - GALLONS:	10,437,000	70% / 30%
BLEND PUMP "A":	577,000			
BLEND PUMP "B":	9,899,000			
BLEND PUMP "C":	6,455,000			
TOTAL BLEND - GALLONS:	16,931,000	ALL TRAINS + ALL BLEND PUMPS = TOTAL WATER - GALS:		40,883,000

NEW MEDIA WAS INSTALLED AND ADSORBER#2 WAS PLACED ONLINE ON :10-07-2020. EST. TOTAL FLOW: 125,000 (X 1000)

TOTAL FLOW ESTIMATED THROUGH MEDIA DURING THE MONTH OF JANUARY 2021 (X 1000) ⇒	9,722
TOTAL FLOW ESTIMATED AVAILABLE TO BE PROCESSED THROUGH EXISTING MEDIA: (X 1000) ⇒	85,096

CONTINUED ON PAGE #2

MONTHLY REPORT FOR JANUARY 2021

#3

WATER WELL PRODUCTION:		INDIVIDUAL WELL INFORMATION:	
WELL #8:	3,084,000	Current Flow Rate: 257 GPM	
WELL #10:	773,000	Current Flow Rate: 328 GPM	
WELL #11:	2,959,000	Current Flow Rate: 69 GPM	
WELL #13:	895,000	Current Flow Rate: 20 GPM	
WELL #14:	17,435,000	Current Flow Rate: 360 GPM	
WELL #15:	15,792,000	Current Flow Rate: 362 GPM	
WELL #16:	12,676,000	Current Flow Rate: 358 GPM	
WELL #:			
TOTAL GALLONS:	53,614,000	TOTAL FLOW AVAILABLE: 1,754 GPM	DATE: 02-03-2021

ELECTRICITY USAGE:				
LOCATION:	START DATE:	END DATE:	KWh:	TOTAL:
WELL #8, includes Water Treatment Plant	11/30/2020	12/31/2020	61,884	\$10,242.28
WELL #10	11/10/2020	12/11/2020	1,945	\$648.61
WELL #11, Well #13, and WELL #16	11/02/2020			
WELL #14	11/02/2020			
WELL #15	11/02/2020			
WELL #				
WELL #				
			TOTAL:	\$10,890.89

CHEMICAL/5micron FILTER USAGE:			
CHEMICAL/UNIT:	UNITS:	PRICE/UNIT:	TOTAL:
SODIUM HYDROXIDE - 50% SOLUTION - GALLONS:	0	?	\$0.00
SCALE FREE 2800 ANTISCALANT - GALLONS:	189	\$14.77	\$2,791.53
CHLORINE - POUNDS:	794	\$0.92	\$730.48
CARBON DIOXIDE-LIQUID GAS (CO2)-POUNDS:	233	\$0.45	\$104.85
5-micron FILTER - EACH:	22	\$15.50	\$341.00
		TOTAL:	\$3,967.86

TRAIN RUN-TIME HOURS:					
	START HOURS:	END HOURS:	TOTAL:	DAYS OF OPERATION:	DAILY AVERAGE HOURS RAN:
TRAIN A	1416.1	1765.7	712.9	31	23.0
TRAIN B	1131.4	1496.3	364.9	31	11.8
TRAIN C - Booster Pump Q100	3073.4	3403.1	329.7	31	10.6
TRAIN C - Booster Pump Q200	7362.6	7768.1	405.5	31	13.1
TRAIN D	28835.6	29576.9	741.3	31	23.9

REPORT COMPLETED BY HECTOR SALINAS AND AUSTIN BRYAN ON 02-03-2021.

**WATER TREATMENT PLANT - ARSENIC ADSORBER
MEDIA TOTAL FLOW AFTER INSTALLATION
MONTH OF JANUARY 2021**

#4

NOTE: NEW MEDIA WAS INSTALLED AND ADSORBER#2 WAS PLACED ONLINE ON 10-07-2020

D A T E	ADSORBER VESSEL FLOW		TOTAL FLOW THROUGH VESSELS (PARALLEL OR SERIES) (X 1000)	ADSORBER BY-PASS FLOW (X1000)	COMBINED ADSORBER + BY-PASS FLOW (X 1000)	BOOSTER PUMP FLOW(X 1000)			TOTAL BOOSTER PUMP FLOW (X 1000)	PERCENT (%) ADSORBER /BY-PASS RATIO
	#1 (X 1000)	#2 (X 1000)				#1	#2	#3		
01	231		231	245	476	490			490	49% / 51%
02	218		218	232	450	462			462	48% / 52%
03	230		230	245	475	490			490	48% / 52%
04	332		332	359	691	583	135		718	48% / 52%
05	337		337	359	696		722		722	48% / 52%
06	273		273	273	546		564		564	50% / 50%
07	229		229	229	458		470		470	50% / 50%
08	229		229	232	461		476		476	50% / 50%
09	225		225	232	457		470		470	49% / 51%
10	243		243	254	497		512		512	49% / 51%
11	217		217	229	446		459		459	49% / 51%
12	297		297	312	609		631		631	49% / 51%
13	312		312	329	641		663		663	49% / 51%
14	244		244	269	513		530		530	48% / 52%
15	222		222	228	450		463		463	49% / 51%
16	236		236	235	471		484		484	50% / 50%
17	483		483	0	483		471		471	100% / 0%
18	495		495	0	495	73	410		483	100% / 0%
19	502		502	0	502	490			490	100% / 0%
20	461		461	0	461	452			452	100% / 0%
21	511		511	0	511	499			499	100% / 0%
22	564		564	0	564	557			557	100% / 0%
23	259		259	272	531	548			548	49% / 51%
24	276		276	286	562	579			579	49% / 51%
25	289		289	288	577	521	73		594	50% / 50%
26	298		298	312	610		493	139	632	49% / 51%
27	281		281	308	589			608	608	48% / 52%
28	225		225	252	477			493	493	47% / 53%
29	458		458	241	699			487	487	66% / 34%
30	274		274	288	562			581	581	49% / 51%
31	271		271	295	566			586	586	48% / 52%
TOTAL:	9,722	0	9,722	6,804	16,526	5,744	8,026	2,894	16,664	
AVG:	314	0	314	219	533	479	472	482	538	59% / 41%
MAX:	564		564	359	699	583	722	608	722	100% / 53%
MIN:	217		217	0	446	73	73	139	452	47% / 0%
85,096 (X 1000)		← FLOW AVAILABLE TO BE PROCESSED THROUGH EXISTING MEDIA IN LEAD VESSEL								

REPORT PREPARED BY HECTOR SALINAS AND AUSTIN BRYAN ON 02-03-2021.

CITY OF KENEDY

WATER WELL PUMPAGE

FOR JANUARY 2021

#5

DATE:	WELL #8 (X 1000)	WELL #10 (X 1000)	WELL #11 (X 1000)	WELL #13 (X 1000)	WELL #14 (X 1000)	WELL #15 (X 1000)	WELL #16 (X 1000)	DAILY TOTAL:
1	0	35	98	27	523	493	506	1,682,000
2	38	0	98	28	465	495	501	1,625,000
3	38	19	95	28	584	568	519	1,851,000
4	37	19	95	29	585	569	525	1,859,000
5	18	38	90	28	648	634	527	1,983,000
6	18	0	94	28	622	495	505	1,762,000
7	0	37	99	27	476	496	505	1,640,000
8	46	10	112	30	500	378	540	1,616,000
9	45	36	102	29	446	502	516	1,676,000
10	46	36	101	28	445	503	516	1,675,000
11	27	36	101	28	446	502	506	1,646,000
12	28	19	93	29	641	570	526	1,906,000
13	16	19	91	28	651	570	517	1,892,000
14	19	19	97	28	553	512	516	1,744,000
15	17	39	101	28	461	518	517	1,681,000
16	285	35	149	30	541	536	257	1,833,000
17	285	36	150	31	542	537	0	1,581,000
18	324	36	150	30	542	536	0	1,618,000
19	390	36	0	28	636	577	0	1,667,000
20	361	38	0	29	636	588	0	1,652,000
21	390	37	0	29	638	589	21	1,704,000
22	370	38	58	30	616	623	23	1,758,000
23	50	25	118	30	569	504	503	1,799,000
24	61	24	118	30	568	505	504	1,810,000
25	0	25	118	30	569	504	501	1,747,000
26	40	18	97	27	616	473	492	1,763,000
27	38	0	109	30	622	502	534	1,835,000
28	0	47	112	30	524	328	532	1,573,000
29	11	0	116	30	594	165	530	1,446,000
30	47	8	98	29	588	510	518	1,798,000
31	39	8	99	29	588	510	519	1,792,000
Total	3,084	773	2,959	895	17,435	15,792	12,676	53,614,000
Avg.	99	25	95	29	562	509	409	1,729,484
Max.	390	47	150	31	651	634	540	1,983,000
Min.	0	0	0	27	445	165	0	1,446,000

REMARKS: on 1-21 & 22-21 we flushed to ground, due to well being down. Well #16 went down on 1-17-21, Weisinger came in and replaced motor,pump,wire,airline, and (5) columns.

REPORT PREPARED BY HECTOR SALINAS & AUSTIN BRYAN ON 02-03-2021.

CITY OF KENEDY - WATER TREATMENT PLANT - R.O. TRAIN DAILY FLOWS FOR JANUARY 2021

DATE:	R.O. TRAIN PERMEATE:					R.O. TRAIN CONCENTRATE (BRINE):					BLEND PUMP:			
	Train "A"	Train "B"	Train "C"	Train "D"	TOTAL:	Train "A"	Train "B"	Train "C"	Train "D"	TOTAL:	Pump "A"	Pump "B"	Pump "C"	TOTAL:
1	193,000	1,000	302,000	242,000	738,000	88,000	14,000	117,000	116,000	335,000			504,000	504,000
2	37,000	206,000	309,000	246,000	798,000	16,000	87,000	121,000	118,000	342,000			475,000	475,000
3	203,000	23,000	309,000	247,000	782,000	92,000	11,000	121,000	118,000	342,000			505,000	505,000
4	55,000	195,000	309,000	248,000	807,000	25,000	80,000	121,000	120,000	346,000			576,000	734,000
5	210,000	67,000	316,000	251,000	844,000	95,000	11,000	124,000	121,000	351,000		158,000		722,000
6	60,000	186,000	303,000	240,000	789,000	27,000	75,000	119,000	116,000	337,000		569,000		569,000
7	161,000	78,000	305,000	242,000	786,000	73,000	29,000	120,000	118,000	340,000		474,000		474,000
8	69,000	179,000	220,000	247,000	715,000	32,000	73,000	86,000	119,000	310,000		487,000		487,000
9	202,000	39,000	300,000	240,000	781,000	91,000	11,000	117,000	77,000	296,000		472,000		472,000
10	85,000	171,000	332,000	260,000	848,000	39,000	73,000	130,000	167,000	409,000		513,000		513,000
11	144,000	64,000	332,000	236,000	776,000	66,000	30,000	113,000	110,000	319,000		464,000		464,000
12	61,000	187,000	270,000	235,000	753,000	28,000	78,000	123,000	120,000	349,000		643,000		643,000
13	158,000	49,000	311,000	243,000	761,000	72,000	32,000	123,000	119,000	346,000		664,000		664,000
14	56,000	190,000	309,000	240,000	795,000	25,000	79,000	121,000	118,000	343,000		537,000		537,000
15	157,000	62,000	301,000	236,000	756,000	72,000	30,000	118,000	116,000	336,000		471,000		471,000
16	45,000	208,000	317,000	246,000	816,000	20,000	86,000	125,000	122,000	353,000		495,000		495,000
17	140,000	75,000	297,000	232,000	744,000	65,000	37,000	118,000	114,000	334,000		469,000		469,000
18	0	193,000	309,000	240,000	742,000	0	85,000	123,000	119,000	327,000		399,000	91,000	490,000
19	177,000	112,000	312,000	243,000	844,000	81,000	26,000	125,000	122,000	354,000			499,000	499,000
20	20,000	207,000	294,000	228,000	749,000	9,000	91,000	117,000	114,000	331,000			468,000	468,000
21	187,000	87,000	316,000	239,000	829,000	86,000	25,000	126,000	118,000	355,000			513,000	513,000
22	0	231,000	301,000	235,000	767,000	0	103,000	120,000	118,000	341,000			568,000	568,000
23	192,000	52,000	294,000	230,000	768,000	87,000	13,000	116,000	113,000	329,000			558,000	558,000
24	3,000	236,000	311,000	240,000	790,000	2,000	103,000	123,000	119,000	347,000			592,000	592,000
25	183,000	98,000	315,000	243,000	839,000	83,000	23,000	124,000	121,000	351,000			609,000	609,000
26	55,000	189,000	298,000	229,000	771,000	25,000	77,000	118,000	115,000	335,000	137,000		497,000	634,000
27	161,000	71,000	301,000	230,000	763,000	74,000	28,000	119,000	116,000	337,000	440,000	189,000		629,000
28	0	145,000	304,000	232,000	681,000	0	64,000	121,000	116,000	301,000		498,000		498,000
29	71,000	16,000	303,000	230,000	620,000	32,000	3,000	119,000	116,000	270,000		496,000		496,000
30	204,000	9,000	295,000	218,000	726,000	93,000	9,000	117,000	111,000	330,000		583,000		583,000
31	27,000	212,000	301,000	234,000	774,000	13,000	90,000	120,000	118,000	341,000		596,000		596,000
TOTAL	3,316,000	3,838,000	9,396,000	7,402,000	23,952,000	1,511,000	1,576,000	3,705,000	3,645,000	10,437,000	577,000	9,899,000	6,455,000	16,931,000
AVG.	106,968	123,806	303,097	238,774	772,645	48,742	50,839	119,516	117,581	336,677	288,500	494,950	496,538	546,161
MAX.	210,000	236,000	332,000	260,000	848,000	95,000	103,000	130,000	167,000	409,000	440,000	722,000	609,000	734,000
MIN.	0	1,000	220,000	218,000	620,000	0	3,000	86,000	77,000	270,000	137,000	158,000	91,000	464,000

REPORT PREPARED BY HECTOR SALINAS & AUSTIN BRYAN ON 02-03-2021.

CITY OF KENEDY
WATER TREATMENT PLANT BRINE WATER DISCHARGE
MONTH OF JANUARY 2021

#7

DATE	OPERATOR INITIALS	TIME	SAMPLE ANALYSIS								TOTAL FLOW (GALLONS) FOR 24 HOUR PERIOD
			pH AND TEMPERATURE		CONDUCTIVITY AND TEMPERATURE		TOTAL DISSOLVED SOLIDS AND TEMPERATURE		TOTAL DISSOLVED SOLIDS	CHLORIDES	
			pH	°C	COND. µS	°C	T.D.S. ppm	°C	T.D.S. lbs./DAY	mg/l	
1	H.S.	11:53AM	7.80	27.0	6,512	26.9	5,080	26.9	14,193	1,471	335,000
2	H.S.	11:59AM	7.76	27.1	6,531	27.5	5,088	27.5	14,512	1,522	342,000
3	H.S.	12:41PM	7.85	27.4	6,484	27.2	5,052	27.2	14,410	1,480	342,000
4	K.D.	8:37AM	7.75	26.9	6,268	26.8	4,885	26.8	14,096	1,462	346,000
5	K.D.	1:03PM	7.86	27.5	5,439	26.9	4,250	26.9	12,441	1,404	351,000
6	K.D.	8:01AM	7.83	27.9	6,306	27.3	4,900	27.3	13,772	1,554	337,000
7	K.D.	8:44AM	7.70	26.7	6,414	26.7	5,009	26.7	14,204	1,400	340,000
8	K.D.	8:08AM	7.66	26.8	6,452	26.8	5,032	26.8	13,010	1,547	310,000
9	K.D.	12:43PM	7.71	26.4	6,512	26.2	5,084	26.2	12,551	1,485	296,000
10	K.D.	8:01AM	7.75	26.2	5,735	25.6	4,470	25.6	15,247	1,455	409,000
11	K.D.	8:33AM	7.75	26.2	6,229	25.4	4,857	25.4	12,922	1,450	319,000
12	K.D.	8:30AM	7.75	26.5	6,340	26.7	4,956	26.7	14,425	1,409	349,000
13	K.D.	8:45AM	7.73	26.3	6,330	26.5	4,943	26.5	14,264	1,420	346,000
14	A.B.	10:00AM	7.75	26.7	6,413	26.9	5,026	26.9	14,377	1,556	343,000
15	A.B.	8:15AM	7.70	26.4	6,377	26.7	4,963	26.7	13,908	1,454	336,000
16	H.S.	11:16AM	7.84	27.4	6,584	27.6	5,154	27.6	15,173	1,499	353,000
17	H.S.	7:01AM	7.85	27.4	6,525	27.4	5,085	27.4	14,165	1,326	334,000
18	A.B.	11:06AM	7.76	27.1	6,535	27.5	5,100	27.5	13,909	1,450	327,000
19	H.S.	7:58AM	7.91	28.2	6,699	28.1	5,223	28.1	15,420	1,473	354,000
20	A.B.	11:30AM	7.65	27.6	6,808	27.9	5,316	27.9	14,675	1,460	331,000
21	A.B.	11:20AM	7.76	27.7	6,778	27.9	5,310	27.9	15,721	1,479	355,000
22	A.B.	9:43AM	7.87	27.5	6,757	27.9	5,282	27.9	15,022	1,507	341,000
23	A.B.	11:46AM	7.78	26.9	6,382	27.0	4,977	27.0	13,656	1,476	329,000
24	A.B.	3:00PM	7.77	27.3	6,385	27.3	4,987	27.3	14,432	1,571	347,000
25	H.S.	10:45AM	7.71	27.1	6,391	27.2	4,952	27.2	14,496	1,442	351,000
26	K.D.	8:50AM	7.69	27.2	5,176	26.6	4,335	26.6	12,112	1,405	335,000
27	K.D.	8:30AM	7.71	26.5	5,918	26.4	4,590	26.4	12,901	1,434	337,000
28	H.S.	7:44AM	7.70	26.7	6,104	25.7	4,731	25.7	11,876	1,398	301,000
29	K.D.	9:12AM	7.64	26.1	6,010	25.9	4,665	25.9	10,505	1,390	270,000
30	H.S.	11:48AM	7.69	27.3	6,330	27.4	4,913	27.4	13,522	1,449	330,000
31	H.S.	11:22AM	7.69	27.4	6,427	27.4	5,001	27.4	14,223	1,449	341,000
TOTAL									430,138		10,437,000
AVERAGE			7.75	27.0	6,327	26.9	4,942	35.1	13,875	1,461	336,677
MAXIMUM			7.91	28.2	6,808	28.1	5,316	281.0	15,721	1,571	409,000
MINIMUM			7.64	26.1	5,176	25.4	4,250	25.4	10,505	1,326	270,000

NOTES: Continued to discharge Brine Water (Concentrate) through the Brine Water Discharge Line (TPDES PERMIT NO. 03913) into the Abandoned Escondido Creek.

REPORT PREPARED BY HECTOR SALINAS AND AUSTIN BRYAN ON 02-03-2021.

CITY OF KENEDY WATER TREATMENT PLANT

#8

TOTAL PUMPAGE TO DISTRIBUTION (BY CLEARWELL GAIN/LOSS - GALLONS) FOR JANUARY 2021

DATE:	PERMEATE: GALLONS X 1000	BLEND: GALLONS X 1000	TOTAL BLENDED GALLONS:	CLEARWELL LEVEL				TOTAL GALLONS TO DISTRIBUTION (+/-)	PUMPAGE TO PRESSURE PLAINS #1, #2, #3, & #6 (GALLONS)	CLEARWELLS #1 & #2 TO REMAINING CITY PRESSURE PLAINS (GALLONS)
				PREVIOUS (FT./WATER)	ENDING (FT./WATER)	GAIN/LOSS (FT./WATER)	GAIN/LOSS (GALLONS)			
1	738.000	504	1,242,000	39.6	40.7	1.1	31,228	1,210,772	1,201,388	9,384
2	798.000	475	1,273,000	40.7	37.8	-2.9	(82,328)	1,355,328	1,339,422	15,906
3	782.000	505	1,287,000	37.8	33.6	-4.2	(119,233)	1,406,233	1,366,475	39,758
4	807.000	734	1,541,000	33.6	41.0	7.4	210,078	1,330,922	1,307,969	22,953
5	844.000	722	1,566,000	41.0	42.4	1.4	39,744	1,526,256	1,411,538	114,718
6	789.000	569	1,358,000	42.4	42.2	-0.2	(5,678)	1,363,678	1,360,911	2,767
7	786.000	474	1,260,000	42.2	40.1	-2.1	(59,617)	1,319,617	1,287,937	31,680
8	715.000	487	1,202,000	40.1	37.4	-2.7	(76,650)	1,278,650	1,307,690	(29,040)
9	781.000	472	1,253,000	37.4	38.2	0.8	22,711	1,230,289	1,243,825	(13,536)
10	848.000	513	1,361,000	38.2	36.3	-1.9	(53,939)	1,414,939	1,432,274	(17,335)
11	565.000	464	1,029,000	36.3	34.2	-2.1	(59,617)	1,088,617	1,268,917	(180,300)
12	753.000	643	1,396,000	34.2	36.4	2.2	62,456	1,333,544	1,341,282	(7,738)
13	761.000	664	1,425,000	36.4	40.5	4.1	116,394	1,308,606	1,336,465	(27,859)
14	795.000	537	1,332,000	40.5	40.4	-0.1	(2,839)	1,334,839	1,291,041	43,798
15	756.000	471	1,227,000	40.4	38.8	-1.6	(45,422)	1,272,422	1,293,850	(21,428)
16	816.000	495	1,311,000	38.8	38.5	-0.3	(8,517)	1,319,517	1,287,563	31,954
17	744.000	469	1,213,000	38.5	40.5	2	56,778	1,156,222	1,225,400	(69,178)
18	742.000	490	1,232,000	40.5	38.5	-2	(56,778)	1,288,778	1,283,545	5,233
19	844.000	499	1,343,000	38.5	38.7	0.2	5,678	1,337,322	1,311,548	25,774
20	749.000	468	1,217,000	38.7	36.7	-2	(56,778)	1,273,778	1,280,755	(6,977)
21	829.000	513	1,342,000	36.7	36.2	-0.5	(14,194)	1,356,194	1,327,529	28,665
22	767.000	568	1,335,000	36.2	35.9	-0.3	(8,517)	1,343,517	1,350,326	(6,809)
23	768.000	558	1,326,000	35.9	37.0	1.1	31,228	1,294,772	1,300,615	(5,843)
24	790.000	592	1,382,000	37.0	36.8	-0.2	(5,678)	1,387,678	1,407,793	(20,115)
25	839.000	609	1,448,000	36.8	34.6	-2.2	(62,456)	1,510,456	1,463,320	47,136
26	771.000	634	1,405,000	34.6	37.2	2.6	73,811	1,331,189	1,361,152	(29,963)
27	763.000	629	1,392,000	37.2	40.1	2.9	82,328	1,309,672	1,283,262	26,410
28	681.000	498	1,179,000	40.1	38.2	-1.9	(53,939)	1,232,939	1,251,492	(18,553)
29	620.000	496	1,116,000	38.2	37.9	-0.3	(8,517)	1,124,517	1,303,889	(179,372)
30	726.000	583	1,309,000	37.9	35.9	-2	(56,778)	1,365,778	1,270,144	95,634
31	774.000	596	1,370,000	35.9	33.7	-2.2	(62,456)	1,432,456	1,301,636	130,820
TOTAL:	23,741.000	16,931	40,672,000					40,839,494	40,800,953	38,541
AVG.	765.839	546	1,312,000					1,317,403	1,316,160	1,243
MAX.	848.000	734	1,566,000					1,526,256	1,463,320	130,820
MIN.	565.000	464	1,029,000					1,088,617	1,201,388	(180,300)

REPORT COMPLETED BY HECTOR SALINAS & AUSTIN BRYAN ON 02-01-2021.

MONTHLY CHEMICAL LOG SHEET JANUARY 2021

Date	Antiscalant	chlorine	co 2	m filter	dist. Resd.	
1	7	21	21	0	1.89	
2	6	25	23	0	2.04	
3	5	25	0	0	1.57	
4	6	31	8	0	1.79	
5	7	30	8	0	1.88	
6	7	28	6	0	1.19	
7	7	22	10	0	1.70	
8	6	24	1	0	1.52	
9	7	26	5	0	1.62	
10	5	25	10	0	1.64	
11	7	22	5	0	1.84	
12	6	28	6	0	2.03	
13	7	29	2	0	1.59	
14	5	28	2	0	1.83	
15	6	22	7	0	2.05	
16	6	23	5	0	1.63	
17	7	23	9	0	1.70	
18	6	25	7	0	0.40	
19	7	25	13	0	1.55	
20	5	24	17	0	1.80	
21	7	23	14	0	1.97	
22	6	26	11	0	2.06	
23	6	25	6	0	1.58	
24	6	32	6	0	1.80	
25	7	23	5	0	2.13	
26	7	28	5	0	1.60	
27	6	26	3	0	1.75	
28	5	24	2	0	0.42	
29	4	25	5	0	1.59	
30	6	29	6	22	2.00	
31	4	27	5	0	1.93	
TOTALS	189	794	233	22	52.09	0
30 DAYS AVERAGE					1.736333	
31 DAY AVERAGE					1.680323	

37 TOTAL

52.09

1.407838

Monthly Report at WWTP

January 2021

No violations for the month of January 2021 DMR. (Discharge Monitoring Report)

Weekly inspection of Generator at Freeny St. completed.

Wasting of sludge to sludge dewatering boxes as needed.

Everyday inspection of RAS/WAS Pumps on Clarifiers #2, #3, #4 and Main Lift Station Submersible pumps.

Daily monitoring and cleaning of influent bar screens.

Regular maintenance on blowers and aeration basin. Greasing and changing oil as needed.

Weekly burping of diffusers in aeration basin.

Regular maintenance and monitoring of all lift stations.

Performed bi-weekly draining of moisture on gear box in clarifier #4, changing oil as needed.

Weekly testing of pulled samples done by Pollution Control Services.

Monthly Effluent Report for December was completed and mailed to TCEQ on, January 15, 2021.

Decembers's DMR was completed and sent to TCEQ on January 12, 2021.

Contractors are still working on Oxidation Ditch. They have poured the concrete slabs and are now installing new equipment.

Contractors have demo'd old racetrack paddles, beams, shafts, electric motors and are working on putting together the new equipment.

Contractors have started putting together new walkway for old racetrack.

CITY OF KENEDY
Kenny

CITY OF KENEDY W.W.T.P. DAILY SAMPLES

MONTH/YEAR: January 2021

DAY	DAILY FLOW (MGD)	EFFLUENT				AERATION BASIN					RAIN IN INCHES	INITIALS	INFLUENT				
		D.O.	pH	TEMP.°	C2/PRE	C2/EFF	C2/MAN	AMM.	D.O.	pH			TEMP.°	SVI-5	SVI-30	pH	D.O.
1	1.091				1.80	0.06	0.5	0.07						0.0	CC		
2	1.112				1.90	0.07	0.5	0.07						0.0	CC		
3	1.128				2.00	0.04	0.5	0.07						0.0	CC		
4	1.055	7.80	6.55	21.5C	3.10	0.06	0.4	0.07	2.36	6.59	21.5C	970	820	0.0	RTR		
5	1.201	6.95	6.61	21.3C	2.50	0.04	0.4	0.07	2.15	6.60	21.6C	970	815	0.0	CC		
6	1.122				3.80	0.06	0.5	0.07						0.0	CC		
7	1.031				3.50	0.07	0.5	0.07						0.0	CC		
8	0.959				3.60	0.08	0.5	0.07						0.0	CC		
9	1.106				5.00	0.08	0.1							0.0	MG		
10	1.421				5.90	0.07	0.3							0.4	MG		
11	1.153	8.26	6.56	18.7C	3.10	0.06	0.3	0.06	2.85	6.59	18.4C	940	740	0.0	RTR		
12	1.072	8.37	6.51	17.6C	3.50	0.03	1.1	0.06	1.58	6.56	17.3C	940	790	0.0	RTR		
13	1.076				3.60	0.07	0.9							0.0	RTR		
14	1.044				4.10	0.09	0.2							0.0	RTR		
15	0.964				1.60	0.01	0.1	0.07						0.0	RTR		
16	0.983				2.90	0.08	0.2							0.0	RTR		
17	1.017				1.70	0.02	0.1	0.07						0.0	RTR		
18	1.143				2.00	0.04	0.2	0.07						0.0	CC		
19	1.073	6.77	6.64	19.0C	2.30	0.05	0.2	0.07	1.69	6.61	18.8C	940	780	0.0	CC		
20	1.148	7.74	6.89	21.4C	1.90	0.03	0.3	0.08	0.69	6.79	22.7C	940	720	0.0	RTR		
21	1.193				1.43	0.02	0.4	0.08						0.0	CC		
22	1.175				2.70	0.03	1.2	0.88						0.0	CC		
23	0.906				2.50	0.05	1.0	0.08						0.0	CC		
24	1.344				2.30	0.04	1.2	0.08						0.0	CC		
25	1.168	7.06	6.74	24.0C	1.90	0.09	0.4	0.08	1.54	6.77	23.4C	930	670	0.0	RTR		
26	1.053	7.79	7.21	20.8C	1.10	0.03	0.5	0.07	0.77	6.81	24.2C	940	720	0.0	MG		
27	1.085				1.90	0.05	0.5							0.0	MG		
28	1.052				1.50	0.02	0.6							0.0	RTR		
29	1.015				3.50	0.09	0.6	0.78						0.0	RTR		
30	1.079				2.20	0.03	0.1	0.08						0.0	MG		
31	1.143				2.30	0.03	0.1							0.0	MG		
TOTAL	34.112													0.4			
AVERAGE	1.100	7.59	6.71	#DIV/0!	2.68	0.05	0.5	0.14	1.70	6.67	#DIV/0!	946	757	0.0		#DIV/0!	
MINIMUM	0.906	6.77	6.51	0	1.10	0.01	0.1	0.06	0.69	6.56	0.0	930	670	0.0		0.00	0.00
MAXIMUM	1.421	8.37	7.21	0	5.90	0.09	1.2	0.88	2.85	6.81	0.0	970	820	0.4		0.00	0.00



February 16, 2021

CITY OF KENEDY

CITY COUNCIL

MEETING

Item # 7

City Manager Report

OFFICE OF COURT ADMINISTRATION
TEXAS JUDICIAL COUNCIL



OFFICIAL MUNICIPAL COURT MONTHLY REPORT

Month January Year 2021

Municipal Court for the City of _____

Presiding Judge LEE AZOPARDI

If new, date assumed office _____

Court Mailing Address 303 W. MAIN ST. #A

City KENEDY, TX Zip 78119

Phone Number 830-583-3641

Fax Number 830-583-2063

Court's Public Email kenedymunicourt@cityofkenedy.org

Court's Website _____

THE ATTACHED IS A TRUE AND ACCURATE REFLECTION OF THE RECORDS OF THIS COURT.

Prepared by G Martinez

Date 02-03-2021 Phone Number 830-583-3641

PLEASE RETURN THIS FORM NO LATER THAN 20 DAYS FOLLOWING THE END OF THE MONTH REPORTED TO:

OFFICE OF COURT ADMINISTRATION
P O BOX 12066
AUSTIN, TX
78711-2066

PHONE: (512) 463-1625
FAX: (512) 936-2423

CRIMINAL SECTION

Court CITY OF KENEDY MUNICIPAL COURT			Traffic Misdemeanors			Non-Traffic Misdemeanors		
Month	January	Year 2021	Non-Parking	Parking	City Ordinance	Penal Code	Other State Law	City Ordinance
1. Total Cases Pending First of Month:			1,742	5	1	621	368	400
a. Active Cases			1,175	3	1	496	147	366
b. Inactive Cases			567	2	0	125	221	34
2. New Cases Filed			65	0	0	10	0	67
3. Cases Reactivated			7	0	0	0	3	0
4. All Other Cases Added			0	0	0	0	0	0
5. Total Cases on Docket (Sum of Lines 1a, 2, 3 & 4)			1,247	3	1	506	150	433
6. Dispositions Prior to Court Appearance or Trial:								
a. Uncontested Dispositions (Disposed without appearance before a judge (CCP Art. 27.14))			43	0	0	7	3	31
b. Dismissed by Prosecution			1	0	0	0	0	0
7. Dispositions at Trial:								
a. Convictions:								
1) Guilty Plea or Nolo Contendere			0	0	0	0	0	0
2) By the Court			0	0	0	0	0	0
3) By the Jury			0	0	0	0	0	0
b. Acquittals:								
1) By the Court			0	0	0	0	0	0
2) By the Jury			0	0	0	0	0	0
c. Dismissed by Prosecution			0	0	0	0	0	0
8. Compliance Dismissals:								
a. After Driver Safety Course (CCP, Art. 45.0511)			2					
b. After Deferred Disposition (CCP, Art. 45.051)			1	0	0	0	0	0
c. After Teen Court (CCP, Art. 45.052)			0	0	0	0	0	0
d. After Tobacco Awareness Course (HSC, Sec. 161.253)							0	
e. After Treatment for Chemical Dependency (CCP, Art. 45.053)							0	0
f. After Proof of Financial Responsibility (TC, Sec. 601.193)			4					
g. All Other Transportation Code Dismissals			5	0	0	0	0	0
9. All Other Dispositions			0	0	0	1	1	0
10. Total Cases Disposed (Sum of Lines 6, 7, 8 & 9)			56	0	0	8	4	31
11. Cases Placed on Inactive Status			0	0	0	0	0	0
12. Total Cases Pending End of Month:			1,751	5	1	623	364	436
a. Active Cases (Equals Line 5 minus the sum of Lines 10 & 11)			1,189	3	1	499	145	403
b. Inactive Cases (Equals Line 1b minus Line 3 plus Line 11)			562	2	0	124	219	33
13. Show Cause Hearings Held			0	0	0	0	0	2
14. Cases Appealed:								
a. After Trial			0	0	0	0	0	0
b. Without Trial			0	0	0	0	0	0

CIVIL/ADMINISTRATIVE SECTION

Court CITY OF KENEDY MUNICIPAL COURT	TOTAL CASES
Month January Year 2021	
1. Total Cases Pending First of Month:	0
a. Active Cases	0
b. Inactive Cases	0
2. New Cases Filed	0
3. Cases Reactivated	0
4. All Other Cases Added	0
5. Total Cases on Docket <i>(Sum of Lines 1a, 2, 3 & 4)</i>	0
DISPOSITIONS	
6. Uncontested Civil Fines or Penalties	0
7. Default Judgments	0
8. Agreed Judgments	0
9. Trial/Hearing by Judge/Hearing Officer	0
10. Trial by Jury	0
11. Dismissed for Want of Prosecution	0
12. All Other Dispositions	0
13. Total Cases Disposed <i>(Sum of Lines 6 through 12)</i>	0
14. Cases Placed on Inactive Status	0
15. Total Cases Pending End of Month:	0
a. Active Cases <i>(Equals Line 5 minus the sum of Lines 13 & 14)</i>	0
b. Inactive Cases <i>(Equals Line 1b minus Line 3 plus Line 14)</i>	0
16. Cases Appealed:	
a. After Trial	0
b. Without Trial	0

JUVENILE/MINOR ACTIVITY

Court CITY OF KENEDY MUNICIPAL COURT	TOTAL
Month January Year 2021	
1. Transportation Code Cases Filed	2
2. Non-Driving Alcoholic Beverage Code Cases Filed	0
3. Driving Under the Influence of Alcohol Cases Filed	0
4. Drug Paraphernalia Cases Filed (<i>HSC, Ch. 481</i>)	0
5. Tobacco Cases Filed (<i>HSC, Sec. 161.252</i>)	0
6. Failure to Attend School Cases Filed (<i>Ed.Code, Sec. 25.094</i>)	0
7. Education Code (Except Failure to Attend) Cases Filed	0
8. Violation of Local Daytime Curfew Ordinance Cases Filed (<i>Local Govt. Code, Sec. 341.905</i>)	0
9. All Other Non-Traffic Fine-Only Cases Filed	0
10. Transfer to Juvenile Court:	
a. Mandatory Transfer (<i>Fam.Code, Sec. 51.08(b)(1)</i>)	0
b. Discretionary Transfer (<i>Fam.Code, Sec. 51.08(b)(2)</i>)	0
11. Accused of Contempt and Referred to Juvenile Court (Delinquent Conduct) (<i>CCP, Art. 45.050(c)(1)</i>)	0
12. Held in Contempt by Criminal Court (Fined and/or Denied Driving Privileges) (<i>CCP, Art. 45.050(c)(2)</i>)	0
13. Juvenile Statement Magistrate Warning:	
a. Warnings Administered	0
b. Statements Certified (<i>Fam.Code, Sec. 51.095</i>)	0
14. Detention Hearings Held (<i>Fam. Code, Sec. 54.01</i>)	0
15. Orders for Non-Secure Custody Issued	0
16. Parent Contributing to Nonattendance Cases Filed (<i>Ed. Code, Sec. 25.093</i>)	0

ADDITIONAL ACTIVITY

Court	CITY OF KENEDY MUNICIPAL COURT		NUMBER GIVEN	NUMBER REQUESTS FOR COUNSEL
Month	January	Year 2021		
1. Magistrate Warnings:				
a. Class C Misdemeanors			0	
b. Class A and B Misdemeanors			1	1
c. Felonies			0	0
				TOTAL
2. Arrest Warrants Issued:				
a. Class C Misdemeanors				0
b. Class A and B Misdemeanors				0
c. Felonies				0
3. Capiases Pro Fine Issued				0
4. Search Warrants Issued				0
5. Warrants for Fire, Health and Code Inspections Filed <i>(CCP, Art. 18.05)</i>				0
6. Examining Trials Conducted				0
7. Emergency Mental Health Hearings Held				0
8. Magistrate's Orders for Emergency Protection Issued				0
9. Magistrate's Orders for Ignition Interlock Device Issued <i>(CCP, Art. 17.441)</i>				0
10. All Other Magistrate's Orders Issued Requiring Conditions for Release on Bond				0
11. Driver's License Denial, Revocation or Suspension Hearings Held <i>(TC, Sec. 521.300)</i>				0
12. Disposition of Stolen Property Hearings Held <i>(CCP, Ch. 47)</i>				0
13. Peace Bond Hearings Held				0
14. Cases in Which Fine and Court Costs Satisfied by Community Service:				
a. Partial Satisfaction				0
b. Full Satisfaction				0
15. Cases in Which Fine and Court Costs Satisfied by Jail Credit				6
16. Cases in Which Fine and Court Costs Waived for Indigency				0
17. Amount of Fines and Court Costs Waived for Indigency				0.00
18. Fines, Court Costs and Other Amounts Collected:				
a. Kept by City				21,839.42
b. Remitted to State				7,533.23
c. Total				29,372.65

Money Distribution Report

Type Code Description

Count

Retained

Disbursed

Money-Totals

The following totals represent - Cash and Checks Collected

COST CCC CONSOLIDATED COURT COSTS	28	159.62	1,436.55	1,596.17
COST CCC CONSOLIDATED COURT COSTS	1	1.36	12.28	13.64
COST DPSC DPS OMNI FEE	0	0.00	0.00	0.00
COST IDFE INDIGENT DEFENSE FEE	1	0.07	0.61	0.68
COST JRF JURY REIMBURSEMENT FEE	1	0.14	1.22	1.36
COST JSF JUDICIAL SUPPORT FEE	1	0.31	1.73	2.04
COST LCCC LOCAL CONSOLIDATED COURT COST (EFF. 1.1.	29	383.70	0.00	383.70
COST MAF MUNICIPAL ARREST FEE	30	138.74	0.00	138.74
COST MBSF MUNICIPAL BUILDING SECURITY FUND	1	1.02	0.00	1.02
COST OMNC DPS OMNI FEE - COUNTY	0	0.00	0.00	0.00
COST OMND DPS OMNI FEE - DPS	0	0.00	0.00	0.00
COST OMNO DPS OMNI FEE - OMNIBASE	0	0.00	0.00	0.00
COST OMNR OMNI REIMBURSEMENT FEE (EFF. 1.1.20)	0	0.00	0.00	0.00
COST STF STATE TRAFFIC FEE	3	30.00	0.00	30.00
COST TCL TCLEOSE	0	0.00	0.00	0.00
COST TECH TECH FUND	0	0.00	0.00	0.00
COST TFC TFC	1	1.36	0.00	1.36
COST TIME TIME PAYMENT	0	0.00	0.00	0.00
COST TPRF TIME PAYMENT REIMBURSEMENT FEE	1	4.26	4.26	8.52
COST TRPC TRUANCY PREVENTION COST	7	81.09	0.00	81.09
COST WRNT WARRANT	1	0.00	0.68	0.68
FEES CSRV COLLECTION FEE	2	100.00	0.00	100.00
FEES DDC DEFENSIVE DRIVING	4	195.60	0.00	195.60
FINE CPLD COMPLIANCE DISMISSAL FINE	8	79.90	0.00	79.90
FINE DEFF DEFERRED FINE	0	0.00	0.00	0.00
FINE DPSF DPS FINE	2	54.32	0.00	54.32
FINE FINE FINE	0	0.00	0.00	0.00
FINE LTFC LOCAL TRAFFIC FINE (EFF. 9.1.19)	24	3,642.03	0.00	3,642.03
FINE STF1 STATE TRAFFIC FINE (EFF. 9.1.19)	16	40.86	0.00	40.86
OPMT OPMT OVERPAYMENT	15	25.18	604.30	629.48
	1	1.00	0.00	1.00
Money Totals	41	4,940.56	2,061.63	7,002.19

The following totals represent - Transfers Collected

COST CCC CONSOLIDATED COURT COSTS	0	0.00	0.00	0.00
COST CCC CONSOLIDATED COURT COSTS	0	0.00	0.00	0.00
COST DPSC DPS OMNI FEE	0	0.00	0.00	0.00
COST IDFE INDIGENT DEFENSE FEE	0	0.00	0.00	0.00
COST JRF JURY REIMBURSEMENT FEE	0	0.00	0.00	0.00
COST JSF JUDICIAL SUPPORT FEE	0	0.00	0.00	0.00
COST LCCC LOCAL CONSOLIDATED COURT COST (EFF. 1.1.	0	0.00	0.00	0.00
COST MAF MUNICIPAL ARREST FEE	0	0.00	0.00	0.00
COST MBSF MUNICIPAL BUILDING SECURITY FUND	0	0.00	0.00	0.00
COST OMNC DPS OMNI FEE - COUNTY	0	0.00	0.00	0.00
COST OMND DPS OMNI FEE - DPS	0	0.00	0.00	0.00
COST OMNO DPS OMNI FEE - OMNIBASE	0	0.00	0.00	0.00
COST OMNR OMNI REIMBURSEMENT FEE (EFF. 1.1.20)	0	0.00	0.00	0.00
COST STF STATE TRAFFIC FEE	0	0.00	0.00	0.00
COST TCL TCLEOSE	0	0.00	0.00	0.00
COST TECH TECH FUND	0	0.00	0.00	0.00
COST TFC TFC	0	0.00	0.00	0.00
COST TIME TIME PAYMENT	0	0.00	0.00	0.00
COST TPRF TIME PAYMENT REIMBURSEMENT FEE	0	0.00	0.00	0.00
COST TRPC TRUANCY PREVENTION COST	0	0.00	0.00	0.00
COST WRNT WARRANT	0	0.00	0.00	0.00
FEES CSRV COLLECTION FEE	0	0.00	0.00	0.00
FEES DDC DEFENSIVE DRIVING	0	0.00	0.00	0.00
FINE CPLD COMPLIANCE DISMISSAL FINE	0	0.00	0.00	0.00
FINE DEFF DEFERRED FINE	0	0.00	0.00	0.00
FINE DPSF DPS FINE	0	0.00	0.00	0.00
FINE FINE FINE	0	0.00	0.00	0.00
FINE LTFC LOCAL TRAFFIC FINE (EFF. 9.1.19)	0	0.00	0.00	0.00
FINE STF1 STATE TRAFFIC FINE (EFF. 9.1.19)	0	0.00	0.00	0.00
OPMT OPMT OVERPAYMENT	0	0.00	0.00	0.00
Transfer Totals	0	0.00	0.00	0.00

The following totals represent - Jail Credit and Community Service

Money Distribution Report

Type Code Description	Count	Retained	Disbursed	Money-Totals
COST CCC CONSOLIDATED COURT COSTS	0	0.00	0.00	0.00
COST CCC CONSOLIDATED COURT COSTS	6	24.00	216.00	240.00
COST DPSC DPS OMNI FEE	2	19.80	40.20	60.00
COST IDFE INDIGENT DEFENSE FEE	6	1.20	10.80	12.00
COST JRF JURY REIMBURSEMENT FEE	6	2.40	21.60	24.00
COST JSF JUDICIAL SUPPORT FEE	6	5.40	30.60	36.00
COST LCCC LOCAL CONSOLIDATED COURT COST (EFF. 1.1.	0	0.00	0.00	0.00
COST MAF MUNICIPAL ARREST FEE	6	30.00	0.00	30.00
COST MBSF MUNICIPAL BUILDING SECURITY FUND	6	18.00	0.00	18.00
COST OMNC DPS OMNI FEE - COUNTY	0	0.00	0.00	0.00
COST OMND DPS OMNI FEE - DPS	0	0.00	0.00	0.00
COST OMNO DPS OMNI FEE - OMNIBASE	0	0.00	0.00	0.00
COST OMNR OMNI REIMBURSEMENT FEE (EFF. 1.1.20)	0	0.00	0.00	0.00
COST STF STATE TRAFFIC FEE	0	0.00	0.00	0.00
COST TCL TCLEOSE	4	6.00	114.00	120.00
COST TECH TECH FUND	4	0.40	0.00	0.40
COST TFC TFC	6	24.00	0.00	24.00
COST TIME TIME PAYMENT	4	12.00	0.00	12.00
COST TPRF TIME PAYMENT REIMBURSEMENT FEE	0	0.00	0.00	0.00
COST TRPC TRUANCY PREVENTION COST	0	0.00	0.00	0.00
COST WRNT WARRANT	1	0.00	2.00	2.00
FEES CSRV COLLECTION FEE	6	300.00	0.00	300.00
FEES DDC DEFENSIVE DRIVING	6	464.10	0.00	464.10
FINE CPLD COMPLIANCE DISMISSAL FINE	0	0.00	0.00	0.00
FINE DEFF DEFERRED FINE	0	0.00	0.00	0.00
FINE DPSF DPS FINE	0	0.00	0.00	0.00
FINE FINE FINE	1	64.68	131.32	196.00
FINE LTFC LOCAL TRAFFIC FINE (EFF. 9.1.19)	5	472.60	0.00	472.60
FINE STF1 STATE TRAFFIC FINE (EFF. 9.1.19)	0	0.00	0.00	0.00
OPMT OPMT OVERPAYMENT	0	0.00	0.00	0.00
Credit Totals	6	1,444.58	566.52	2,011.10

The following totals represent - Credit Card Payments

COST CCC CONSOLIDATED COURT COSTS	67	381.44	3,432.97	3,814.41
COST CCC CONSOLIDATED COURT COSTS	6	17.84	160.54	178.38
COST DPSC DPS OMNI FEE	2	19.80	40.20	60.00
COST IDFE INDIGENT DEFENSE FEE	6	0.89	8.02	8.91
COST JRF JURY REIMBURSEMENT FEE	6	1.78	16.06	17.84
COST JSF JUDICIAL SUPPORT FEE	6	4.01	22.74	26.75
COST LCCC LOCAL CONSOLIDATED COURT COST (EFF. 1.1.	69	887.06	0.00	887.06
COST MAF MUNICIPAL ARREST FEE	74	339.10	0.00	339.10
COST MBSF MUNICIPAL BUILDING SECURITY FUND	6	13.38	0.00	13.38
COST OMNC DPS OMNI FEE - COUNTY	3	12.00	0.00	12.00
COST OMND DPS OMNI FEE - DPS	3	0.00	60.00	60.00
COST OMNO DPS OMNI FEE - OMNIBASE	3	0.00	18.00	18.00
COST OMNR OMNI REIMBURSEMENT FEE (EFF. 1.1.20)	1	10.00	0.00	10.00
COST STF STATE TRAFFIC FEE	1	1.50	28.50	30.00
COST TCL TCLEOSE	1	0.10	0.00	0.10
COST TECH TECH FUND	6	17.84	0.00	17.84
COST TFC TFC	1	3.00	0.00	3.00
COST TIME TIME PAYMENT	0	0.00	0.00	0.00
COST TPRF TIME PAYMENT REIMBURSEMENT FEE	16	139.33	0.00	139.33
COST TRPC TRUANCY PREVENTION COST	4	0.00	4.91	4.91
COST WRNT WARRANT	2	100.00	0.00	100.00
FEES CSRV COLLECTION FEE	6	571.17	0.00	571.17
FEES DDC DEFENSIVE DRIVING	8	80.00	0.00	80.00
FINE CPLD COMPLIANCE DISMISSAL FINE	6	80.00	0.00	80.00
FINE DEFF DEFERRED FINE	1	41.90	0.00	41.90
FINE DPSF DPS FINE	2	41.91	85.09	127.00
FINE FINE FINE	81	13,968.59	0.00	13,968.59
FINE LTFC LOCAL TRAFFIC FINE (EFF. 9.1.19)	37	99.65	0.00	99.65
FINE STF1 STATE TRAFFIC FINE (EFF. 9.1.19)	37	66.45	1,594.69	1,661.14
OPMT OPMT OVERPAYMENT	0	0.00	0.00	0.00
Credit Card Totals	106	16,898.74	5,471.72	22,370.46

The following totals represent - Combined Money

COST CCC CONSOLIDATED COURT COSTS	95	541.06	4,869.52	5,410.58
COST CCC CONSOLIDATED COURT COSTS	7	19.20	172.82	192.02

Money Distribution Report

Type Code Description	Count	Retained	Disbursed	Money-Totals
COST DPSC DPS OMNI FEE	2	19.80	40.20	60.00
COST IDFE INDIGENT DEFENSE FEE	7	0.96	8.63	9.59
COST JRF JURY REIMBURSEMENT FEE	7	1.92	17.28	19.20
COST JSF JUDICIAL SUPPORT FEE	7	4.32	24.47	28.79
COST LCCC LOCAL CONSOLIDATED COURT COST (EFF. 1.1.	98	1,270.76	0.00	1,270.76
COST MAF MUNICIPAL ARREST FEE	104	477.84	0.00	477.84
COST MBSF MUNICIPAL BUILDING SECURITY FUND	7	14.40	0.00	14.40
COST OMNC DPS OMNI FEE - COUNTY	3	12.00	0.00	12.00
COST OMND DPS OMNI FEE - DPS	3	0.00	60.00	60.00
COST OMNO DPS OMNI FEE - OMNIBASE	3	0.00	18.00	18.00
COST OMNR OMNI REIMBURSEMENT FEE (EFF. 1.1.20)	4	40.00	0.00	40.00
COST STF STATE TRAFFIC FEE	1	1.50	28.50	30.00
COST TCL TCLEOSE	1	0.10	0.00	0.10
COST TECH TECH FUND	7	19.20	0.00	19.20
COST TFC TFC	1	3.00	0.00	3.00
COST TIME TIME PAYMENT	1	4.26	4.26	8.52
COST TPRF TIME PAYMENT REIMBURSEMENT FEE	23	220.42	0.00	220.42
COST TRPC TRUANCY PREVENTION COST	5	0.00	5.59	5.59
COST WRNT WARRANT	4	200.00	0.00	200.00
FEES CSRV COLLECTION FEE	10	766.77	0.00	766.77
FEES DDC DEFENSIVE DRIVING	16	159.90	0.00	159.90
FINE CPLD COMPLIANCE DISMISSAL FINE	6	80.00	0.00	80.00
FINE DEFF DEFERRED FINE	3	96.22	0.00	96.22
FINE DPSF DPS FINE	2	41.91	85.09	127.00
FINE FINE FINE	105	17,610.62	0.00	17,610.62
FINE LTFC LOCAL TRAFFIC FINE (EFF. 9.1.19)	53	140.51	0.00	140.51
FINE STF1 STATE TRAFFIC FINE (EFF. 9.1.19)	52	91.63	2,198.99	2,290.62
OPMT OPMT OVERPAYMENT	1	1.00	0.00	1.00
Money Totals	147	21,839.30	7,533.35	29,372.65

The following totals represent - Combined Money and Credits

COST CCC CONSOLIDATED COURT COSTS	95	541.06	4,869.52	5,410.58
COST CCC CONSOLIDATED COURT COSTS	13	43.20	388.82	432.02
COST DPSC DPS OMNI FEE	4	39.60	80.40	120.00
COST IDFE INDIGENT DEFENSE FEE	13	2.16	19.43	21.59
COST JRF JURY REIMBURSEMENT FEE	13	4.32	38.88	43.20
COST JSF JUDICIAL SUPPORT FEE	13	9.72	55.07	64.79
COST LCCC LOCAL CONSOLIDATED COURT COST (EFF. 1.1.	98	1,270.76	0.00	1,270.76
COST MAF MUNICIPAL ARREST FEE	110	507.84	0.00	507.84
COST MBSF MUNICIPAL BUILDING SECURITY FUND	13	32.40	0.00	32.40
COST OMNC DPS OMNI FEE - COUNTY	3	12.00	0.00	12.00
COST OMND DPS OMNI FEE - DPS	3	0.00	60.00	60.00
COST OMNO DPS OMNI FEE - OMNIBASE	3	0.00	18.00	18.00
COST OMNR OMNI REIMBURSEMENT FEE (EFF. 1.1.20)	4	40.00	0.00	40.00
COST STF STATE TRAFFIC FEE	5	7.50	142.50	150.00
COST TCL TCLEOSE	5	0.50	0.00	0.50
COST TECH TECH FUND	13	43.20	0.00	43.20
COST TFC TFC	5	15.00	0.00	15.00
COST TIME TIME PAYMENT	1	4.26	4.26	8.52
COST TPRF TIME PAYMENT REIMBURSEMENT FEE	23	220.42	0.00	220.42
COST TRPC TRUANCY PREVENTION COST	6	0.00	7.59	7.59
COST WRNT WARRANT	10	500.00	0.00	500.00
FEES CSRV COLLECTION FEE	16	1,230.87	0.00	1,230.87
FEES DDC DEFENSIVE DRIVING	16	159.90	0.00	159.90
FINE CPLD COMPLIANCE DISMISSAL FINE	6	80.00	0.00	80.00
FINE DEFF DEFERRED FINE	3	96.22	0.00	96.22
FINE DPSF DPS FINE	3	106.59	216.41	323.00
FINE FINE FINE	110	18,083.22	0.00	18,083.22
FINE LTFC LOCAL TRAFFIC FINE (EFF. 9.1.19)	53	140.51	0.00	140.51
FINE STF1 STATE TRAFFIC FINE (EFF. 9.1.19)	52	91.62	2,199.00	2,290.62
OPMT OPMT OVERPAYMENT	1	1.00	0.00	1.00
Report Totals	153	23,283.87	8,099.88	31,383.75

Money Distribution Report

Date	Payment Type	Fines	Court Costs	Fees	Bonds	Restitution	Other	Total
00-00-0000	Cash & Checks Collected	0.00	0.00	0.00	0.00	0.00	0.00	0.00
	Jail Credits & Comm Service	0.00	0.00	0.00	0.00	0.00	0.00	0.00
	Credit Cards & Transfers	0.00	0.00	0.00	0.00	0.00	0.00	0.00
	Total of all Collections	0.00	0.00	0.00	0.00	0.00	0.00	0.00
09-01-1991	Cash & Checks Collected	0.00	0.00	0.00	0.00	0.00	0.00	0.00
	Jail Credits & Comm Service	0.00	0.00	0.00	0.00	0.00	0.00	0.00
	Credit Cards & Transfers	0.00	0.00	0.00	0.00	0.00	0.00	0.00
	Total of all Collections	0.00	0.00	0.00	0.00	0.00	0.00	0.00
01-01-2004	Cash & Checks Collected	698.00	161.00	195.60	0.00	0.00	1.00	1,055.60
	Jail Credits & Comm Service	668.60	878.40	464.10	0.00	0.00	0.00	2,011.10
	Credit Cards & Transfers	935.60	602.10	571.17	0.00	0.00	0.00	2,108.87
	Total of all Collections	2,302.20	1,641.50	1,230.87	0.00	0.00	1.00	5,175.57
01-01-2020	Cash & Checks Collected	3,668.69	2,198.00	79.90	0.00	0.00	0.00	5,946.59
	Jail Credits & Comm Service	0.00	0.00	0.00	0.00	0.00	0.00	0.00
	Credit Cards & Transfers	15,042.68	5,138.91	80.00	0.00	0.00	0.00	20,261.59
	Total of all Collections	18,711.37	7,336.91	159.90	0.00	0.00	0.00	26,208.18
TOTALS	Cash & Checks Collected	4,366.69	2,359.00	275.50	0.00	0.00	1.00	7,002.19
	Jail Credits & Comm Service	668.60	878.40	464.10	0.00	0.00	0.00	2,011.10
	Credit Cards & Transfers	15,978.28	5,741.01	651.17	0.00	0.00	0.00	22,370.46
	Total of all Collections	21,013.57	8,978.41	1,390.77	0.00	0.00	1.00	31,383.75

Money Distribution Report

Description	Count	Collected	Retained	Disbursed
State of Texas Quarterly Reporting Totals				
State Comptroller Cost and Fees Report				
Section I: Report for Offenses Committed				
01-01-20 Forward	95	5,410.58	541.06	4,869.52
01-01-04 - 12-31-19	7	192.02	19.20	172.82
09-01-91 - 12-31-03	0	0.00	0.00	0.00
State Traffic Fine (eff. 09-01-19)	52	2,290.62	91.62	2,199.00
State Traffic Fine (prior 09-01-19)	1	30.00	1.50	28.50
Intoxicated Driver Fine	0	0.00	0.00	0.00
Prior Mandatory Costs (JRF, IDF, JS)	21	57.58	7.20	50.38
Moving Violation Fees	0	0.00	0.00	0.00
Truancy Prevention and Diversion Fund	0	0.00	0.00	0.00
Failure to Appear/Pay Fees	2	60.00	19.80	40.20
Time Payment Fees	1	8.52	4.26	4.26
Section II: As Applicable				
Peace Officer Fees	0	0.00	0.00	0.00
Motor Carrier Weight Violations	0	0.00	0.00	0.00
Driving Record Fee	0	0.00	0.00	0.00
Report Sub Total	179	8,049.32	684.64	7,364.68
State Comptroller Civil Fees Report				
CF: Birth Certificate Fees	0	0.00	0.00	0.00
CF: Marriage License Fees	0	0.00	0.00	0.00
CF: Declaration of Informal Marriage	0	0.00	0.00	0.00
CF: Nondisclosure Fees	0	0.00	0.00	0.00
CF: Juror Donations	0	0.00	0.00	0.00
CF: Justice Court Indig Filing Fees	0	0.00	0.00	0.00
CF: Stat Prob Court Indig Filing Fees	0	0.00	0.00	0.00
CF: Stat Prob Court Judic Filing Fees	0	0.00	0.00	0.00
CF: Stat Cnty Court Indig Filing Fees	0	0.00	0.00	0.00
CF: Stat Cnty Court Judic Filing Fees	0	0.00	0.00	0.00
CF: Cnst Cnty Court Indig Filing Fees	0	0.00	0.00	0.00
CF: Cnst Cnty Court Judic Filing Fees	0	0.00	0.00	0.00
CF: Dist Court Divorce & Family Law	0	0.00	0.00	0.00
CF: Dist Court Other Divorce/Family Law	0	0.00	0.00	0.00
CF: Dist Court Indig Legal Services	0	0.00	0.00	0.00
CF: Judicial Support Fee	0	0.00	0.00	0.00
CF: Judicial & Court Pers. Training Fee	0	0.00	0.00	0.00
Report Sub Total	0	0.00	0.00	0.00
Total Due For This Period	179	8,049.32	684.64	7,364.68



303 WEST MAIN STREET
KENEDY, TEXAS 78119
830-583-2230 – PHONE 830-583-2063 - FAX

Code Compliance January 2021 Report

It has been a very productive month still in a bit of a learning curve but we are getting the information and guidance we need as we go. Below are the following items that the Code Compliance office handled and issued out to residents and contractors:

Issued the following permits for the month of January ;

Residential Building permits:

- 3- General Contractor permit
- 4- Plumbers permit
- 7- Electrical permit
- 2- HVAC permit

Commercial Building permits:

- 3- General Contractor permit
- 2- Plumbing permit
- 3- Electrical permit
- 1- HVAC permit

Demolition permit

- 1- Residential

We scheduled and setup through our third-party vendor the following inspections;

Residential Inspections:

- 7- Electrical Inspections
- 3- Plumbing Inspections

Commercial Inspections:

- 2- Electrical Inspections
- 2- Plumbing Inspections

Code Compliance issued out the following WARNINGS to residents that are not in compliance with the city ordinances. They were also advised that they have 15 Business days to correct the violations we have found;

1- Public Nuisances Violation: (Abandoned Vehicles)

5- Litter Control Violation: (High weeds/grass/shrubs)

2- Dangerous Building

We also closed & filed 19-Litter Control cases and 3-Dangerous Building cases that were pending closure from the last few months of 2020

2 Demolition jobs were done for the city on 1/15/2021 at 704 S 8th st. & 202 Victoria st. by SIERRA CONTRACTING CORP. the jobs were awarded to the company on 11/30/2020

Public Dump- 26 Residents utilized the roll offs.



February 16, 2021

CITY OF KENEDY

CITY COUNCIL

MEETING

Item # 8

Consent Agenda Items



MINUTES
OF THE
REGULAR CITY COUNCIL MEETING
HELD ON
JANUARY 12, 2021 – 6:00 P.M.
AT THE CITY AUDITORIUM
LOCATED IN THE RUHMAN C. FRANKLIN MUNICIPAL BUILDING
303 W. MAIN ST., KENEDY, TX. 78119

1. Call Regular City Council meeting to order.

Mayor Baker called the meeting to order at 6:00 p.m.

2. Roll Call and establish a quorum is present.

All present and a quorum was established.

3. Prayer.

Prior to the invocation, Mayor Baker called for a moment of silence for our Nation in light of the events that occurred earlier that day at our Nation's Capitol.

Councilor Wynn gave the invocation.

4. Pledge of Allegiance.

Mayor Baker led the Pledge of Allegiance.

5. Citizen comment.

There was one Citizen Comment from Ms. Mallorie Deason regarding fire department issues other than those related to finances. Ms. Deason voiced concerns centered around the various types of fire department organizational structures; communication impediments between the fire department and City staff; vehicle usage; and alleged divulgence of personal residences to the public of fire department personnel.

6. Departmental Reports.

- Public Works Director Report

Public Works Director Higgins presented the Public Works Director Report.



THE MEETING SITE IS ACCESSIBLE TO INDIVIDUALS WITH DISABILITIES AND THE GENERAL PUBLIC

- Police Chief Report

Chief Ashe presented the Police Report

7. City Manager Report.

- Departmental Reports (City Secretary/code Compliance/Fire Department/Court), Staffing, Current Projects, Future Projects, Current Operations, and/or Future Operations
- Presentation of Financials.

City Manager Linn presented the City Manager report which in addition to his normal items also included the departmental reports for the: City Secretary, Code Compliance, Fire Department and Municipal Court.

Mr. Linn also presented the financials to Council.

8. Consent Agenda

- A. City Council Minutes
- B. Approve Financials

Councilor Briones made the motion to approve the consent agenda. Councilor Douglas seconded the motion. Roll was called. Ayes 5 Nays 0. Motion passed.

- 9. Consideration and possible action in regard to Resolution 20-33, a Resolution confirming support to the proposed Town Oak Apartments located at 120 Water Street for construction of affordable rental housing in the City of Kenedy.**

Councilor Douglas made the motion to open item 9 for discussion. Councilor Wynn seconded the motion.

Ms. Robin Meyer of Arx Advantage presented to Council regarding Arx Advantage seeking federal funding to remodel and upgrade units at the Town Oak Apartments. Ms. Meyer answered Councilor Douglas' question explaining that residents did receive a copy of the letter, however, they did not receive a copy of the power point slides.

Councilor Wynn made the motion to take regarding Resolution 20-33 confirming support to the proposed Town Oak Apartments for construction of affordable housing in the City of Kenedy. Councilor Douglas seconded the motion. Roll was called. Ayes 5 Nays 0. Motion passed.

- 10. Presentation, Discussion, and possible action in regard to the tax credit application process for the Kenedy Housing Authority.**

No motion was made to open item 10.

Ms. Cristi LaJeunesse presented to Council. Ms. LaJeunesse explained to Council that there is a need for suitable affordable housing in Kenedy and that the current housing units managed by the Kenedy Housing Authority were in dire need of renovation due to their age.



Councilor Saenz asked if the Housing Authority was looking to rebuild. Ms. LaJeunesse addressed Councilor Saenz' question by explaining that they would like to build as there is a need for more housing units consisting of one- or two-bedroom floor plans.

No action was taken.

11. Consideration and possible action in regard to increasing the scope of the City Auditor to include a financial audit of the Fire Department's separate books and bank account held at Karnes County Bank under the City of Kenedy's FEIN.

No motion was made to open Item 11.

City Manager Linn explained to Council that the fire department held a separate bank account at Karnes County Bank under the City of Kenedy's FEIN that was never included in prior audits of the City's finances or audits of the fire department. Mr. Linn made the recommendation that the Council might desire to expand the scope of the City's Auditor to include a financial audit of the fire department's separate books and bank account.

Councilor Wynn made the motion to expand the scope of the City's Auditor to include a financial of the fire department's separate books and bank account held at Karnes County Bank under the City's FEIN. Councilor Saenz seconded the motion. Roll was called. Ayes 4 Nays 0 Abstaining 1. Motion passed.

12. Consideration and possible action in regard to Ordinance 21-01 Annexing the City of Kenedy's recent acquisition of 118.23 acres located at the intersection of Business 181 and Highway 181 and moving the City of Kenedy's municipal borders to encompass the entirety of the 118.23 acres.

Councilor Briones made the motion to open item 12 for discussion. Councilor Douglas seconded the motion.

City Manager Linn informed Council that the acquisition of the 118.23 acres was completed and needed to be annexed into the City limits and the municipal boundaries moved to reflect the newly annexed property.

Councilor Briones made the motion to take action regarding Ordinance 21-01 annexing the City of Kenedy's recent acquisition of 118.23 acres located at the intersection of Business 181 and Highway 181 and move the City of Kenedy's municipal borders to encompass the entirety of the 118.23 acres. Councilor Wynn seconded the motion. Roll was called. Ayes 5 Nays 0. Motion passed.

13. Consideration and possible action in regard to Ordinance 21-02 ordering the May 01, 2021 City of Kenedy General Election for said purposes of electing City Councilors from Districts 1, 3, and 5; to establish the date, time, and place whereby the election and early voting shall be conducted; and providing for other matters regarding the election.

Councilor Wynn made the motion to open item 13 for discussion. Councilor Briones seconded the motion.

City Manager Linn informed the Council that an ordinance needed to be passed ordering the May 1, 2021 City of Kenedy General Election.



Councilor Briones made the motion to take action regarding Ordinance 21-02 ordering the May 1, 2021 City of Kenedy General Election for said purposes of electing City Councilors from Districts 1, 3, and 5; establishing the date, time, and place whereby the election and early voting shall be conducted; and providing for other matters regarding the election. Councilor Saenz seconded the motion. Roll was called. Ayes 5 Nays 0. Motion passed.

14. Consideration and possible action in regard to filling one (1) of two (2) vacancies on the Parks and Recreation Board through appointing Ms. Melissa Trawick-Sullivan to serve one two-year term beginning on January 13, 2021 and ending on January 12, 2023.

Councilor Briones made the motion to open item 14 for discussion. Councilor Douglas seconded the motion.

City Manager Linn informed the Council that there appeared to be an issue relating to Ms. Sullivan's place of residence and alleged Parks Board By-Laws. Mr. Linn made the recommendation to set this aside until the march regular meeting to provide time to research the issue further.

Councilor Saenz made the motion to set Item 14 aside until the March regular meeting. Councilor Briones seconded the motion. Roll was called. Ayes 5 Nays 0. Motion passed.

15. Consideration and possible action in regard to creating and registering a logo for the City of Kenedy

Councilor Briones made the motion to open item 15 for discussion. Councilor Wynn seconded the motion.

Council discussed returning to the old logo as opposed to staying with the current logo for the City. Mayor Baker asked the City Attorney if it was necessary to have a logo trademarked and the City Attorney indicated that it was not necessary, but provided some protection.

The City Attorney inquired as to whether the old logo was registered and Councilor Rodriguez indicated that the old logo was not registered. Mayor Baker was concerned about other groups using the City's logo. The City Attorney addressed Mayor Baker's concern stating that if the group is not a public forum of the City it should not be using the logo.

Councilor Rodriguez made the motion to return to the old logo and to obtain a trademark for it. Councilor Saenz seconded the motion. Roll was called. Ayes 4 Nays 1. Motion passed.

16. Consideration and possible action in regard to establishing a date and time to conduct a workshop for the purpose of discussing items related to the proposed City of Kenedy Convention Center.

Councilor Briones made the motion to open item 16 for discussion. Councilor Wynn seconded the motion.

City Manager Linn informed Council that a workshop needed to be scheduled to begin the process of making a convention center a reality.

Discussion regarding a date and time ensued with Council settling on January, 26, 2021 at 6:00 p.m.



Councilor Douglas made the motion to schedule a workshop on January 26, 2021 at 6:00 p.m. to discuss items relating to the convention center. Councilor Saenz seconded the motion. Roll was called. Ayes 5 Nays 0. Motion passed.

17. **Closed Session:** City Council will meet in Closed Session in accordance with the Texas Open Meetings Act, Texas Government Code under *Section 551.072* (Deliberations about Real Property).

A. Consideration and possible action in regard to the purchase of real property.

Councilor Wynn made the motion to adjourn into Executive Session. Councilor Briones seconded the motion. Roll was called. Ayes 5 Nays 0. Council adjourned into Executive Session at 7:40 p.m.

18. **Open Session:** The City Council will reconvene in Open Session at which time action on the matter discussed in Closed Session may be considered.

A. Purchase of real property: Action to be taken regarding items discussed in executive session.

Councilor Briones made the motion to reconvene into open session. Councilor Wynn seconded the motion. Roll was called. Ayes 5 Nays 0. Council reconvened into open session at 8:37 p.m.

Councilor Douglas made the motion to authorize the City Manager to enter into negotiations concerning certain real properties the City has budgeted funds available. Councilor Wynn seconded the motion. Roll was called. Ayes 5 Nays 0. Motion passed.

19. Adjourn.

Councilor Douglas made the motion to adjourn the meeting. Councilor Wynn seconded the motion. Roll was called. Ayes 5 Nays 0. Motion passed. Meeting adjourned at 8:46 p.m.


Approved on February 9, 2021

Joe Baker, Mayor

Amanda Hines, City Secretary



THE MEETING SITE IS ACCESSIBLE TO INDIVIDUALS WITH DISABILITIES AND THE GENERAL PUBLIC



**MINUTES
OF THE
CITY COUNCIL WORKSHOP
HELD ON
JANUARY 26, 2021 – 6:00 P.M.
AT THE CITY AUDITORIUM
LOCATED IN THE RUHMAN C. FRANKLIN MUNICIPAL BUILDING
303 W. MAIN ST., KENEDY, TX. 78119**

1. Call Workshop to order.

Mayor Baker called the workshop to order at 6 p.m.

2. Call Roll and establish a quorum is present.

Roll was called. Councilor Saenz was not present due to illness. All other Councilors were present and a quorum was established.

3. Prayer.

Councilor Wynn gave the invocation.

4. Pledge of Allegiance.

Mayor Baker led the Pledge of Allegiance.

5. Open workshop for the purpose of planning and discussing the construction timeline and design of the City of Kenedy Convention Center to be located adjacent to Joe Gulley Park in the vacant field off of Bellaire and Nottingham Streets in the City of Kenedy.

There were six (6) guests present.

Interaction between the Governing Body and the guests present was abundant. The discussions focused on the type and style of building that the City had previously had designed with the design being compared to the associated costs. Additional discussion focused on geographical location and the impact on the community and residents depending upon which location was eventually selected. It was noted that there is a high demand for Convention Centers that have the capabilities to host large social and business functions and that if properly marketed the Convention Center would have the potential to book-up quickly.



THE MEETING SITE IS ACCESSIBLE TO INDIVIDUALS WITH DISABILITIES AND THE GENERAL PUBLIC

It was agreed by Council that the first step to making the Convention Center idea a reality was to enlist the services of an Engineer to perform a location study and to design the structure and prepare as-built plans.

6. Close Workshop

The workshop was closed shortly after the consensus to seek the services of an Engineering firm.

7. Adjourn.

Mayor Baker officially adjourned the workshop at 7:33 p.m.

Approved on February 9, 2021

Joe Baker, Mayor

Amanda Hines, City Secretary



THE MEETING SITE IS ACCESSIBLE TO INDIVIDUALS WITH DISABILITIES AND THE GENERAL PUBLIC

Available Liquidity

Tex Pool Accounts	Balance
General Fund	\$4,188,871.44
Hotel Motel Tax	\$2,225,762.89
Water/Sewer	\$853,148.47
Paving Fund	\$2,448,974.28
Tex Pool Total	\$9,716,757.08
Cash in Bank	\$3,040,773.42
Total Available Liquidity	\$12,757,530.50
Months of Expenses	8.183547352

Budget Month 4

33.33% of Bud. Yr.

Revenues

Current Period	Year to Date	Budgeted Amount	% Budget Act	% Budget Proj.	Budget Performance
General Fund	\$576,125.04	\$2,098,893.13	\$11,015,374.00	19.05%	33.33% under performing
Water/Sewer	\$648,031.21	\$2,773,879.54	\$7,556,000.00	36.71%	33.33% out performing
Total Revenue	\$1,224,156.25	\$4,872,772.67	\$18,571,374.00	26.24%	33.33% under performing

Expenditures

Current Period	Year to Date	Budgeted Amount	% Budget Act	% Budget Proj.	Budget Performance
General Fund	\$558,653.55	\$6,648,294.56	\$11,303,841.12	58.81%	33.33% under performing
Water/Sewer	\$478,660.07	\$1,998,922.77	\$7,403,250.00	27.00%	33.33% out performing
Total Expenditures	\$1,037,313.62	\$8,647,217.33	\$18,707,091.12	46.22%	33.33% under performing
Net Increase/Decrease		(\$3,774,444.66)		(\$135,717.12)	

TexPool Participant Services
1001 Texas Avenue, Suite 1150
Houston, TX 77002



CITY OF KENEDY
GENERAL FUND ACCOUNT
ATTN AMANDA HINES
303 W MAIN ST
KENEDY TX 78119-2721

Participant Statement

Statement Period 01/01/2021 - 01/31/2021

Customer Service 1-866-TEX-POOL
Location ID 000079528
Investor ID 000023894

TexPool Update

You can update your contact information via TexConnect Online. Enter your Location #, PIN, and Password and then click Maintenance on the menu bar to get started.

TexPool Summary

Pool Name	Beginning Balance	Total Deposits	Total Withdrawals	Total Interest	Current Balance	Average Balance
Texas Local Government Investment Pool	\$4,188,589.48	\$0.00	\$0.00	\$281.96	\$4,188,871.44	\$4,188,616.77
Total Dollar Value	\$4,188,589.48	\$0.00	\$0.00	\$281.96	\$4,188,871.44	

Portfolio Value

Pool Name	Pool/Account	Market Value (01/01/2021)	Share Price (01/31/2021)	Shares Owned (01/31/2021)	Market Value (01/31/2021)
Texas Local Government Investment Pool	449/7952800001	\$4,188,589.48	\$1.00	4,188,871.440	\$4,188,871.44
Total Dollar Value		\$4,188,589.48			\$4,188,871.44

Interest Summary

Pool Name	Pool/Account	Month-to-Date Interest	Year-to-Date Interest
Texas Local Government Investment Pool	449/7952800001	\$281.96	\$281.96
Total		\$281.96	\$281.96

Transaction Detail

Texas Local Government Investment Pool

Participant: CITY OF KENEDY

Pool/Account: 449/7952800001

Transaction Date	Settlement Date	Transaction Description	Transaction Dollar Amount	Share Price	Shares This Transaction	Shares Owned
01/01/2021	01/01/2021	BEGINNING BALANCE	\$4,188,589.48	\$1.00		4,188,589.480
01/29/2021	01/29/2021	MONTHLY POSTING	\$281.96	\$1.00	281.960	4,188,871.440
Account Value as of 01/31/2021			\$4,188,871.44	\$1.00		4,188,871.440

TexPool Participant Services
1001 Texas Avenue, Suite 1150
Houston, TX 77002



CITY OF KENEDY
WATERWORKS SEWER
ATTN AMANDA HINES
303 W MAIN ST
KENEDY TX 78119-2721

Participant Statement

Statement Period 01/01/2021 - 01/31/2021

Customer Service 1-866-TEX-POOL
Location ID 000079528
Investor ID 000026233

TexPool Update

You can update your contact information via TexConnect Online. Enter your Location #, PIN, and Password and then click Maintenance on the menu bar to get started.

TexPool Summary

Pool Name	Beginning Balance	Total Deposits	Total Withdrawals	Total Interest	Current Balance	Average Balance
Texas Local Government Investment Pool	\$853,091.03	\$0.00	\$0.00	\$57.44	\$853,148.47	\$853,096.59
Total Dollar Value	\$853,091.03	\$0.00	\$0.00	\$57.44	\$853,148.47	

Portfolio Value

Pool Name	Pool/Account	Market Value (01/01/2021)	Share Price (01/31/2021)	Shares Owned (01/31/2021)	Market Value (01/31/2021)
Texas Local Government Investment Pool	449/7952800003	\$853,091.03	\$1.00	853,148.470	\$853,148.47
Total Dollar Value		\$853,091.03			\$853,148.47

Interest Summary

Pool Name	Pool/Account	Month-to-Date Interest	Year-to-Date Interest
Texas Local Government Investment Pool	449/7952800003	\$57.44	\$57.44
Total		\$57.44	\$57.44

Transaction Detail

Texas Local Government Investment Pool

Participant: CITY OF KENEDY

Pool/Account: 449/7952800003

Transaction Date	Settlement Date	Transaction Description	Transaction Dollar Amount	Share Price	Shares This Transaction	Shares Owned
01/01/2021	01/01/2021	BEGINNING BALANCE	\$853,091.03	\$1.00		853,091.030
01/29/2021	01/29/2021	MONTHLY POSTING	\$57.44	\$1.00	57.440	853,148.470
Account Value as of 01/31/2021			\$853,148.47	\$1.00		853,148.470

TexPool Participant Services
1001 Texas Avenue, Suite 1150
Houston, TX 77002



CITY OF KENEDY
PAVING FUND
ATTN AMANDA HINES
303 W MAIN ST
KENEDY TX 78119-2721

Participant Statement

Statement Period 01/01/2021 - 01/31/2021

Customer Service 1-866-TEX-POOL
Location ID 000079528
Investor ID 000026234

TexPool Update

You can update your contact information via TexConnect Online. Enter your Location #, PIN, and Password and then click Maintenance on the menu bar to get started.

TexPool Summary

Pool Name	Beginning Balance	Total Deposits	Total Withdrawals	Total Interest	Current Balance	Average Balance
Texas Local Government Investment Pool	\$2,448,809.43	\$0.00	\$0.00	\$164.85	\$2,448,974.28	\$2,448,825.38
Total Dollar Value	\$2,448,809.43	\$0.00	\$0.00	\$164.85	\$2,448,974.28	

Portfolio Value

Pool Name	Pool/Account	Market Value (01/01/2021)	Share Price (01/31/2021)	Shares Owned (01/31/2021)	Market Value (01/31/2021)
Texas Local Government Investment Pool	449/7952800004	\$2,448,809.43	\$1.00	2,448,974.280	\$2,448,974.28
Total Dollar Value		\$2,448,809.43			\$2,448,974.28

Interest Summary

Pool Name	Pool/Account	Month-to-Date Interest	Year-to-Date Interest
Texas Local Government Investment Pool	449/7952800004	\$164.85	\$164.85
Total		\$164.85	\$164.85

Transaction Detail

Texas Local Government Investment Pool

Participant: CITY OF KENEDY

Pool/Account: 449/7952800004

Transaction Date	Settlement Date	Transaction Description	Transaction Dollar Amount	Share Price	Shares This Transaction	Shares Owned
01/01/2021	01/01/2021	BEGINNING BALANCE	\$2,448,809.43	\$1.00		2,448,809.430
01/29/2021	01/29/2021	MONTHLY POSTING	\$164.85	\$1.00	164.850	2,448,974.280
Account Value as of 01/31/2021			\$2,448,974.28	\$1.00		2,448,974.280

CITY OF KENEDY
REVENUE & EXPENSE REPORT (UNAUDITED)
AS OF: JANUARY 31ST, 2021

10 -GENERAL FUND
FINANCIAL SUMMARY

33.33% OF YEAR COMP.

	CURRENT BUDGET	CURRENT PERIOD	YEAR TO DATE ACTUAL	% OF BUDGET	BUDGET BALANCE
<u>REVENUE SUMMARY</u>					
ALL REVENUE	11,015,374.00	576,125.04	2,098,893.13	19.05	8,916,480.87
TOTAL REVENUES	11,015,374.00	576,125.04	2,098,893.13	19.05	8,916,480.87
<u>EXPENDITURE SUMMARY</u>					
ADMINISTRATION	7,541,916.83	306,908.18	5,647,135.78	74.88	1,894,781.05
POLICE DEPARTMENT	1,200,679.31	95,318.71	434,467.03	36.19	766,212.28
ANIMAL CONTROL	139,993.61	10,618.73	41,148.35	29.39	98,845.26
FIRE DEPARTMENT	251,847.80	1,963.57	30,424.59	12.08	221,423.21
COMMUNITY DEVELOPMENT	225,000.00	10,068.81	48,279.20	21.46	176,720.80
STREET DEPARTMENT	900,000.00	68,705.92	281,134.37	31.24	618,865.63
EMERGENCY MANAGEMENT	1,820.00	37.99	75.98	4.17	1,744.02
LIBRARY	6,000.00	611.94	1,518.40	25.31	4,481.60
PARK DEPARTMENT	607,775.95	31,602.43	110,201.65	18.13	497,574.30
JUDICIAL	198,921.38	32,817.27	53,909.21	27.10	145,012.17
ENGINEERING	229,886.24	0.00	0.00	0.00	229,886.24
TOTAL EXPENDITURES	11,303,841.12	558,653.55	6,648,294.56	58.81	4,655,546.56
REVENUES OVER/(UNDER) EXPENDITURES	(288,467.12)	17,471.49	(4,549,401.43)		4,260,934.31

CITY OF KENEDY
REVENUE & EXPENSE REPORT (UNAUDITED)
AS OF: JANUARY 31ST, 2021

10 -GENERAL FUND

33.33% OF YEAR COMP.

REVENUES	CURRENT BUDGET	CURRENT PERIOD	YEAR TO DATE ACTUAL	% OF BUDGET	BUDGET BALANCE
<u>AD VALOREM TAXES</u>					
10-00-301.01 AD VALOREM TAX CURRENT	408,524.00	120,363.27	279,565.56	68.43	128,958.44
10-00-301.02 DELINQUENT AV TAXES	0.00	530.13	4,937.03	0.00 (4,937.03)
10-00-301.03 PENALTY & INTEREST	0.00	215.16	1,054.65	0.00 (1,054.65)
10-00-301.05 ATTORNEY FEES	0.00	107.91	701.33	0.00 (701.33)
10-00-301.06 ADVALOREM TAX-I&S	<u>153,367.00</u>	<u>31,113.45</u>	<u>77,425.38</u>	<u>50.48</u>	<u>75,941.62</u>
TOTAL AD VALOREM TAXES	561,891.00	152,329.92	363,683.95	64.73	198,207.05
<u>FRANCHISE TAXES</u>					
10-00-302.01 GAS FRANCHISE TAX	13,400.00	0.00	0.00	0.00	13,400.00
10-00-302.02 ELECTRIC FRANCHISE TAX	128,800.00	10,438.34	31,963.51	24.82	96,836.49
10-00-302.03 TELEPHONE FRANCHISE TAX	19,000.00	177.10	4,466.03	23.51	14,533.97
10-00-302.04 CABLE TV FRANCHISE TAX	3,500.00	0.00	1,004.30	28.69	2,495.70
10-00-302.07 SOLID WASTE FRANCHISE TAX	<u>3,300.00</u>	<u>1,387.04</u>	<u>2,988.46</u>	<u>90.56</u>	<u>311.54</u>
TOTAL FRANCHISE TAXES	168,000.00	12,002.48	40,422.30	24.06	127,577.70
<u>SALES TAX</u>					
10-00-303.01 SALES TAX	1,800,000.00	115,996.50	484,732.93	26.93	1,315,267.07
10-00-303.02 ALCOHOLIC BEVERAGE TAX	<u>20,000.00</u>	<u>3,789.32</u>	<u>3,849.32</u>	<u>19.25</u>	<u>16,150.68</u>
TOTAL SALES TAX	1,820,000.00	119,785.82	488,582.25	26.85	1,331,417.75
<u>PERMITS & FEES</u>					
10-00-304.03 BLDG/REGULATORY PERMITS	30,000.00	4,091.28	9,681.04	32.27	20,318.96
10-00-304.05 VENDOR PERMITS	0.00	0.00	35.00	0.00 (35.00)
10-00-304.06 GARAGE SALES	<u>0.00</u>	<u>35.00</u>	<u>160.00</u>	<u>0.00 (</u>	<u>160.00)</u>
TOTAL PERMITS & FEES	30,000.00	4,126.28	9,876.04	32.92	20,123.96
<u>FINES & MISCELLANEOUS REV</u>					
10-00-305.01 MUNICIPAL COURT	210,000.00	29,757.18	108,926.92	51.87	101,073.08
10-00-305.03 ANIMAL CONTROL	<u>650.00</u>	<u>2.00</u>	<u>69.00</u>	<u>10.62</u>	<u>581.00</u>
TOTAL FINES & MISCELLANEOUS REV	210,650.00	29,759.18	108,995.92	51.74	101,654.08
<u>GARBAGE COLLECTION</u>					
10-00-306.01 GARBAGE COLLECTION	<u>754,000.00</u>	<u>62,482.05</u>	<u>238,497.78</u>	<u>31.63</u>	<u>515,502.22</u>
TOTAL GARBAGE COLLECTION	754,000.00	62,482.05	238,497.78	31.63	515,502.22
<u>RENTAL</u>					
10-00-307.01 AUDITORIUM	9,000.00	0.00	300.00	3.33	8,700.00
10-00-307.02 PAVILION	500.00	0.00	0.00	0.00	500.00
10-00-307.03 GAZEBO	<u>100.00</u>	<u>0.00</u>	<u>0.00</u>	<u>0.00</u>	<u>100.00</u>
TOTAL RENTAL	9,600.00	0.00	300.00	3.33	9,300.00
<u>OTHER REVENUE</u>					
10-00-308.00 TRANSFER FROM GEN FD SURPL	4,205,000.00	0.00	0.00	0.00	4,205,000.00
10-00-308.01 TRANS FR WAT-ADMIN/DEBT SE	2,259,827.00	188,318.92	753,275.68	33.33	1,506,551.32
10-00-308.02 FIRE DISTRICT	145,000.00	0.00	39,000.00	26.90	106,000.00
10-00-308.03 4B TRANSFER-PARK MAINTENAN	487,530.00	0.00	0.00	0.00	487,530.00
10-00-308.04 SURPLUS EQUIPMENT SALES	0.00	0.00	76.00	0.00 (76.00)

CITY OF KENEDY
REVENUE & EXPENSE REPORT (UNAUDITED)
AS OF: JANUARY 31ST, 2021

10 -GENERAL FUND

33.33% OF YEAR COMP.

REVENUES	CURRENT BUDGET	CURRENT PERIOD	YEAR TO DATE ACTUAL	% OF BUDGET	BUDGET BALANCE
10-00-308.05 INTEREST EARNED	66,000.00	281.96	2,010.39	3.05	63,989.61
10-00-308.09 MISCELLANEOUS REVENUE	0.00	5,932.80	9,440.39	0.00 (9,440.39)
10-00-308.10 4B REIMB PARK CONTIGENCY	15,000.00	0.00	0.00	0.00	15,000.00
10-00-308.14 AIRPORT T-HANGER RENTAL	0.00	288.00	560.00	0.00 (560.00)
10-00-308.15 STUDENT RESOURCE OFFICER R	41,201.00	0.00	0.00	0.00	41,201.00
10-00-308.16 AIRPORT ADMINISTRATION FEE	10,000.00	0.00	0.00	0.00	10,000.00
TOTAL OTHER REVENUE	7,229,558.00	194,821.68	804,362.46	11.13	6,425,195.54
SUNDRY					
10-00-309.01 FAX SERVICE	50.00	0.00	0.00	0.00	50.00
10-00-309.02 COPIES	50.00	0.00	2.00	4.00	48.00
TOTAL SUNDRY	100.00	0.00	2.00	2.00	98.00
FUND REVENUE					
10-00-370.03 OIL ROYALTY - MENSICK UNIT	9,075.00	724.49	2,992.56	32.98	6,082.44
10-00-370.08 OIL ROYALTY-YOUNG/KENEDY C	213,000.00	0.00	40,119.86	18.84	172,880.14
10-00-370.09 OIL ROYALTY - BLACKJACK	9,000.00	93.14	1,058.01	11.76	7,941.99
10-00-370.20 OIL ROYALTIES - OTHER	500.00	0.00	0.00	0.00	500.00
TOTAL FUND REVENUE	231,575.00	817.63	44,170.43	19.07	187,404.57
TOTAL REVENUES	11,015,374.00	576,125.04	2,098,893.13	19.05	8,916,480.87

CITY OF KENEDY
REVENUE & EXPENSE REPORT (UNAUDITED)
AS OF: JANUARY 31ST, 2021

20 -WATERWORKS/SEWER FUND
FINANCIAL SUMMARY

33.33% OF YEAR COMP.

	CURRENT BUDGET	CURRENT PERIOD	YEAR TO DATE ACTUAL	% OF BUDGET	BUDGET BALANCE
<u>REVENUE SUMMARY</u>					
ALL REVENUE	<u>7,556,000.00</u>	<u>648,031.21</u>	<u>2,773,879.54</u>	<u>36.71</u>	<u>4,782,120.46</u>
TOTAL REVENUES	<u>7,556,000.00</u>	<u>648,031.21</u>	<u>2,773,879.54</u>	<u>36.71</u>	<u>4,782,120.46</u>
<u>EXPENDITURE SUMMARY</u>					
SEWER OPERATING COSTS	<u>2,647,250.00</u>	<u>167,199.87</u>	<u>699,744.67</u>	<u>26.43</u>	<u>1,947,505.33</u>
WATER OPERATING COSTS	<u>4,756,000.00</u>	<u>311,460.20</u>	<u>1,299,178.10</u>	<u>27.32</u>	<u>3,456,821.90</u>
TOTAL EXPENDITURES	<u>7,403,250.00</u>	<u>478,660.07</u>	<u>1,998,922.77</u>	<u>27.00</u>	<u>5,404,327.23</u>
REVENUES OVER/(UNDER) EXPENDITURES	152,750.00	169,371.14	774,956.77	{	622,206.77)

CITY OF KENEDY
REVENUE & EXPENSE REPORT (UNAUDITED)
AS OF: JANUARY 31ST, 2021

20 -WATERWORKS/SEWER FUND

33.33% OF YEAR COMP.

REVENUES	CURRENT BUDGET	CURRENT PERIOD	YEAR TO DATE ACTUAL	% OF BUDGET	BUDGET BALANCE
<u>SUNDRY</u>					
<u>WATER REVENUE</u>					
20-00-351.01 MUNICIPAL WATER SALES	1,450,000.00	140,630.27	580,050.47	40.00	869,949.53
20-00-351.02 TDCJ WATER SALES	3,128,000.00	255,578.90	1,118,672.30	35.76	2,009,327.70
20-00-351.04 ASHLAND WATER SALES	125,000.00	9,745.40	49,218.90	39.38	75,781.10
TOTAL WATER REVENUE	4,703,000.00	405,954.57	1,747,941.67	37.17	2,955,058.33
<u>SEWER REVENUE</u>					
20-00-352.01 MUNICIPAL SEWER SALES	890,000.00	70,589.84	295,977.32	33.26	594,022.68
20-00-352.02 TDCJ SEWER SALES	1,650,000.00	134,914.00	592,793.00	35.93	1,057,207.00
20-00-352.03 ASHLAND SEWER SALES	240,000.00	23,302.17	93,208.68	38.84	146,791.32
20-00-352.04 TREATED EFFLUENT SALES	16,000.00	20.00	80.00	0.50	15,920.00
TOTAL SEWER REVENUE	2,796,000.00	228,826.01	982,059.00	35.12	1,813,941.00
<u>UTILITY TAPS</u>					
20-00-353.01 WATER TAPS	7,500.00	0.00	0.00	0.00	7,500.00
20-00-353.02 SEWER TAPS	2,000.00	0.00	0.00	0.00	2,000.00
TOTAL UTILITY TAPS	9,500.00	0.00	0.00	0.00	9,500.00
<u>PENALTIES & FINES</u>					
20-00-354.01 RECONNECT FEES	10,000.00	2,750.00	10,300.00	103.00	(300.00)
20-00-354.02 LATE PAYMENT PENALTY	35,000.00	8,926.46	28,396.11	81.13	6,603.89
TOTAL PENALTIES & FINES	45,000.00	11,676.46	38,696.11	85.99	6,303.89
<u>INTEREST EARNED & DIV.</u>					
20-00-355.01 UNRESTRICTED INTEREST	2,000.00	57.44	475.62	23.78	1,524.38
TOTAL INTEREST EARNED & DIV.	2,000.00	57.44	475.62	23.78	1,524.38
<u>OTHER REVENUE</u>					
20-00-356.01 MISCELLANEOUS REVENUE	0.00	59.00	59.03	0.00	(59.03)
20-00-356.02 INSPECTION FEES	500.00	0.00	92.30	18.46	407.70
20-00-356.05 CREDIT CARD FINANCE CHARGE	0.00	1,457.73	4,555.81	0.00	(4,555.81)
TOTAL OTHER REVENUE	500.00	1,516.73	4,707.14	941.43	(4,207.14)
<u>TRANSFERS</u>					
TOTAL REVENUES	7,556,000.00	648,031.21	2,773,879.54	36.71	4,782,120.46

CITY OF KENEDY
REVENUE & EXPENSE REPORT (UNAUDITED)
AS OF: JANUARY 31ST, 2021

40 -INTEREST & SINKING FUND
FINANCIAL SUMMARY

33.33% OF YEAR COMP.

	CURRENT BUDGET	CURRENT PERIOD	YEAR TO DATE ACTUAL	% OF BUDGET	BUDGET BALANCE
<u>REVENUE SUMMARY</u>					
ALL REVENUE	<u>1,206,170.00</u>	<u>100,521.27</u>	<u>402,084.84</u>	<u>33.34</u>	<u>804,085.16</u>
TOTAL REVENUES	<u>1,206,170.00</u>	<u>100,521.27</u>	<u>402,084.84</u>	<u>33.34</u>	<u>804,085.16</u>
<u>EXPENDITURE SUMMARY</u>					
I & S	<u>1,203,569.00</u>	<u>750.00</u>	<u>149,072.00</u>	<u>12.39</u>	<u>1,054,497.00</u>
TOTAL EXPENDITURES	<u>1,203,569.00</u>	<u>750.00</u>	<u>149,072.00</u>	<u>12.39</u>	<u>1,054,497.00</u>
REVENUES OVER/(UNDER) EXPENDITURES	2,601.00	99,771.27	253,012.84	(250,411.84)

CITY OF KENEDY
REVENUE & EXPENSE REPORT (UNAUDITED)
AS OF: JANUARY 31ST, 2021

50 -PAVING FUND
FINANCIAL SUMMARY

33.33% OF YEAR COMP.

	CURRENT BUDGET	CURRENT PERIOD	YEAR TO DATE ACTUAL	% OF BUDGET	BUDGET BALANCE
<u>REVENUE SUMMARY</u>					
ALL REVENUE	<u>41,718.30</u>	<u>3,349.71</u>	<u>13,649.72</u>	<u>32.72</u>	<u>28,068.58</u>
TOTAL REVENUES	<u>41,718.30</u>	<u>3,349.71</u>	<u>13,649.72</u>	<u>32.72</u>	<u>28,068.58</u>
<u>EXPENDITURE SUMMARY</u>					
PAVING PROJ-UNASSIGNED	<u>38,218.30</u>	<u>0.00</u>	<u>0.00</u>	<u>0.00</u>	<u>38,218.30</u>
TOTAL EXPENDITURES	<u>38,218.30</u>	<u>0.00</u>	<u>0.00</u>	<u>0.00</u>	<u>38,218.30</u>
REVENUES OVER/(UNDER) EXPENDITURES	3,500.00	3,349.71	13,649.72	(10,149.72)

CITY OF KENEDY
REVENUE & EXPENSE REPORT (UNAUDITED)
AS OF: JANUARY 31ST, 2021

55 -2016 CO BOND CONSTRUCTION
EAST MAIN DRAINAGE IMPRO

33.33% OF YEAR COMP.

DEPARTMENTAL EXPENDITURES	CURRENT BUDGET	CURRENT PERIOD	YEAR TO DATE ACTUAL	% OF BUDGET	BUDGET BALANCE
<hr/>					
<u>SALARIES</u>					
<hr/>					
<u>BUILDING & STRUCT. EXP.</u>					
65-01-580.30 CONSTRUCTION COSTS	580,649.00	365.60	365.60	0.06	580,283.40
TOTAL BUILDING & STRUCT. EXP.	580,649.00	365.60	365.60	0.06	580,283.40
<hr/>					
TOTAL EAST MAIN DRAINAGE IMPRO	580,649.00	365.60	365.60	0.06	580,283.40

CITY OF KENEDY
REVENUE & EXPENSE REPORT (UNAUDITED)
AS OF: JANUARY 31ST, 2021

75 -AIRPORT FUND
FINANCIAL SUMMARY

33.33% OF YEAR COMP.

	CURRENT BUDGET	CURRENT PERIOD	YEAR TO DATE ACTUAL	% OF BUDGET	BUDGET BALANCE
<u>REVENUE SUMMARY</u>					
ALL REVENUE	<u>152,948.00</u>	<u>11,261.66</u>	<u>38,713.75</u>	<u>25.31</u>	<u>114,234.25</u>
TOTAL REVENUES	<u>152,948.00</u>	<u>11,261.66</u>	<u>38,713.75</u>	<u>25.31</u>	<u>114,234.25</u>
<u>EXPENDITURE SUMMARY</u>					
AIRPORT OPERATIONS	<u>133,682.00</u>	<u>2,052.12</u>	<u>9,355.64</u>	<u>7.00</u>	<u>124,326.36</u>
TOTAL EXPENDITURES	<u>133,682.00</u>	<u>2,052.12</u>	<u>9,355.64</u>	<u>7.00</u>	<u>124,326.36</u>
REVENUES OVER/(UNDER) EXPENDITURES	19,266.00	9,209.54	29,358.11	(10,092.11)

CITY OF KENEDY
REVENUE & EXPENSE REPORT (UNAUDITED)
AS OF: JANUARY 31ST, 2021

30 -HOTEL/MOTEL TAX FUND
HOTEL/MOTEL TAX

33.33% OF YEAR COMP.

DEPARTMENTAL EXPENDITURES	CURRENT BUDGET	CURRENT PERIOD	YEAR TO DATE ACTUAL	% OF BUDGET	BUDGET BALANCE
<u>FUND EXPENSE</u>					
80-80-640.04 CIVIC CENTER PROJ-PROFESS	10,000.00	0.00	0.00	0.00	10,000.00
80-80-640.05 CIVIC CENTER PROJ-CONSTRUC	272,000.00	0.00	0.00	0.00	272,000.00
80-80-640.06 LAND ACQUISITION - NOTTING	0.00	0.00	195,384.00	0.00	(195,384.00)
TOTAL FUND EXPENSE	282,000.00	0.00	195,384.00	69.29	86,616.00
<u>CAPITAL IMPROVEMENTS</u>					
<u>OTHER CAPITAL PROJECTS</u>					
80-80-660.01 MAYO MUSIC FESTIVAL	150,000.00	0.00	0.00	0.00	150,000.00
80-80-660.02 BLUEBONNET DAYS	75,000.00	0.00	0.00	0.00	75,000.00
80-80-660.03 CHRISTMAS IN KENEDY	15,000.00	14,149.13	44,176.15	294.51	(29,176.15)
TOTAL OTHER CAPITAL PROJECTS	240,000.00	14,149.13	44,176.15	18.41	195,823.85
TOTAL HOTEL/MOTEL TAX	522,000.00	14,149.13	239,560.15	45.89	282,439.85
TOTAL EXPENDITURES	522,000.00	14,149.13	239,560.15	45.89	282,439.85
REVENUES OVER/(UNDER) EXPENDITURES	0.00	58,726.30	(71,543.70)		71,543.70

*** END OF REPORT ***

REVENUE & EXPENSE REPORT (UNAUDITED)

AS OF: JANUARY 31ST, 2021

101-CIP AIRPORT TAXIWAY LIGHT

AIRPORT PROJECTS

33.33% OF YEAR COMP.

DEPARTMENTAL EXPENDITURES	CURRENT BUDGET	CURRENT PERIOD	YEAR TO DATE ACTUAL	% OF BUDGET	BUDGET BALANCE
<hr/>					
OTHER CAPITAL PROJECTS					
01-00-660.08 AIRPORT TAXIWAY LIGHTING	250,700.00	2,445.00	31,909.00	12.73	218,791.00
TOTAL OTHER CAPITAL PROJECTS	250,700.00	2,445.00	31,909.00	12.73	218,791.00
<hr/>					
TOTAL AIRPORT PROJECTS	250,700.00	2,445.00	31,909.00	12.73	218,791.00
<hr/>					
TOTAL EXPENDITURES	250,700.00	2,445.00	31,909.00	12.73	218,791.00
<hr/>					
REVENUES OVER/(UNDER) EXPENDITURES	0.00 (2,445.00) (31,909.00)		31,909.00

*** END OF REPORT ***

REVENUE & EXPENSE REPORT (UNAUDITED)

AS OF: JANUARY 31ST, 2021

201-CIP CARRIZO WATER LINE
CARRIZO WATER PROJECT

33.33% OF YEAR COMP.

DEPARTMENTAL EXPENDITURES	CURRENT BUDGET	CURRENT PERIOD	YEAR TO DATE ACTUAL	% OF BUDGET	BUDGET BALANCE
<hr/>					
CAPITAL PURCHASES					
201-00-590.02 CARRIZO WATER LINE	0.00	66,017.13	250,573.20	0.00 (250,573.20)
TOTAL CAPITAL PURCHASES	0.00	66,017.13	250,573.20	0.00 (250,573.20)
<hr/>					
TOTAL CARRIZO WATER PROJECT	0.00	66,017.13	250,573.20	0.00 (250,573.20)
<hr/>					
TOTAL EXPENDITURES	0.00	66,017.13	250,573.20	0.00 (250,573.20)
<hr/>					
REVENUES OVER/(UNDER) EXPENDITURES	0.00 (66,017.13)	(250,573.20)		250,573.20

*** END OF REPORT ***

REVENUE & EXPENSE REPORT (UNAUDITED)

AS OF: JANUARY 31ST, 2021

301-CIP WASTEWATER TP PH 2

CAPITAL PROJECTS

33.33% OF YEAR COMP.

DEPARTMENTAL EXPENDITURES	CURRENT BUDGET	CURRENT PERIOD	YEAR TO DATE ACTUAL	% OF BUDGET	BUDGET BALANCE
<hr/>					
OTHER CAPITAL PROJECTS					
301-00-660.03 WASTEWATER TP PHASE 2 UPGR	1,247,250.00	54,612.00	809,424.90	64.90	437,825.10
TOTAL OTHER CAPITAL PROJECTS	1,247,250.00	54,612.00	809,424.90	64.90	437,825.10
<hr/>					
TOTAL CAPITAL PROJECTS	1,247,250.00	54,612.00	809,424.90	64.90	437,825.10
<hr/>					
TOTAL EXPENDITURES	1,247,250.00	54,612.00	809,424.90	64.90	437,825.10
<hr/>					
REVENUES OVER/(UNDER) EXPENDITURES	0.00	49,325.50	(393,674.90)		393,674.90

*** END OF REPORT ***

REVENUE & EXPENSE REPORT (UNAUDITED)

AS OF: JANUARY 31ST, 2021


401-CIP PAVING PULLIN ST.

PULLIN ST PAVING

33.33% OF YEAR COMP.

DEPARTMENTAL EXPENDITURES	CURRENT BUDGET	CURRENT PERIOD	YEAR TO DATE ACTUAL	% OF BUDGET	BUDGET BALANCE
<u>CAPITAL PROJECT</u>					
401-00-690.01 CIP PAVING PULLIN ST.	161,781.70	0.00	80,704.85	49.89	81,076.85
TOTAL CAPITAL PROJECT	161,781.70	0.00	80,704.85	49.89	81,076.85
<hr/>					
TOTAL PULLIN ST PAVING	161,781.70	0.00	80,704.85	49.89	81,076.85
<hr/>					
TOTAL EXPENDITURES	161,781.70	0.00	80,704.85	49.89	81,076.85
<hr/>					
REVENUES OVER/(UNDER) EXPENDITURES	0.00	13,481.81 (26,777.61)		26,777.61

*** END OF REPORT ***



February 16, 2021

CITY OF KENEDY

CITY COUNCIL

MEETING

Item # 9

RESOLUTION 21-01

WHEREAS **Karnes Community Affordable Housing LP**, through the **Sole Owner of its General Partner, Kenedy Public Facilities Corporation** has proposed a development for affordable rental housing at **116 Stewart Street, Kenedy, Texas 78119** named **Oasis Springs** in the **City of Kenedy, Texas**; and

WHEREAS, **Karnes Community Affordable Housing LP** has advised that it intends to submit an application to the Texas Department of Housing and Community Affairs for 2021 Competitive 9% Housing Tax Credits for **Oasis Springs**

IT IS HEREBY RESOLVED, THAT

The City of Kenedy, acting through its governing body, hereby confirms that it **supports** the proposed **Oasis Springs development located at 116 Stewart Street, Kenedy, Texas 78119** and that this formal action has been taken to put on record the opinion expressed by the City of Kenedy on **February 9, 2021**, and

FURTHER RESOLVED that for and on behalf of the Governing Body, Joe Baker, Mayor are hereby authorized, empowered, and directed to certify these resolutions to the Texas Department of Housing and Community Affairs.

PASSED, ADOPTED, APPROVED, AND EFFECTIVE THE 9th DAY of February, 2021.

CITY OF KENEDY, TEXAS

By: _____
Mayor Joe Baker

ATTEST:

Amanda Hines, City Secretary

Kenedy Housing Authority
Resident Questions and Housing Authority Responses
In re: A Streamlined Voluntary Conversion Action
Meeting Held June 8, 2020 at 10:30 a.m. CST

Q: Am I going to have to move?

A: Not in the immediate future. Later on, following the proposed conversion and if new construction is undertaken, but right now in regard to the proposed Streamlined Voluntary Conversion action, no one has to move.

Q: Will my rent go up?

A: If you are income based, your rent will not go up. If you are on a fixed income, your rent will not go up.

Q: Do I have to move? (If new construction takes place)

A: It is a goal of the Housing Authority to replace the existing, outdated public housing with new, modern and energy efficient housing. Because most of our public housing was built in the 1950's it is not energy efficient and does not meet the needs of residents according to today's lifestyles. The kitchens are terribly small. The housing is easy to identify as public housing. The sewer lines are collapsing, and HUD cannot fund replacement of this infrastructure. KHA would like to replace the public housing units with affordable units that look and act like housing that anyone would choose. Under Section 8, residents will have the choice to move or stay.

Q: Will I be priced out of my unit?

A: If you are on a fixed income, your rate will not go up. In fact, it is possible you may pay less for utilities because under Section 8 you would receive utility allowance for air conditioning which public housing subsidy does not allow. That would be small, perhaps a \$15 to \$35 a month decrease, but overall, if new construction were completed, utility charges would likely be reduced because the units would be more energy efficient. Currently units have windows installed in the 1980's, and only a small amount of insulation last installed in the 1990's.

Q: Where would we live during the rebuild?

A: There are a couple of options. One option is that KHA could demolish existing units on a rolling basis and residents could move into other public housing vacancies as their unit is demolished and rebuilt. Those residents would then move into the new units as they are completed. Residents would also have the option to relocate temporarily or permanently by using their voucher offsite. The second option depends on whether there is sufficient comparable housing available in the community – if so, residents could choose to use their voucher to move into that housing elsewhere, or choose to stay in an available public housing unit if construction happened on a rolling basis, and then choose to return to the new housing once it's complete.

Q: Will you be tearing down the units?

A: Maybe down the road, in 2-3 years. But the application to do that would require another meeting to inform you and get your input. You'll be kept up to date about these other possibilities. Under the current plan to take the Streamlined Voluntary Conversion action, you would likely not notice much difference in your everyday life.

Q: Will we be signing a new Lease after the conversion? Will it be different?

A: Yes. Among the new Lease terms there will not be a requirement to perform community service. A new Lease will not be required until the conversion action is approved by HUD.

Q: When will it take effect?

A: KHA would like to submit the application in the next couple of months. Then it depends in part on how quickly HUD will process and approve the application, so perhaps towards the end of the year, at the earliest.

Q: What if I am not eligible for a voucher?

A: You will be allowed to stay in your unit and you will pay the market rate. For instance, a 3-bedroom unit could cost \$735 as a market rate unit. But KHA wants to have a one-on-one meeting with anyone who has these types of questions, to look at their specific situation and give detailed information that is correct for that situation.

**Kenedy Housing Authority
Resident Questions and Housing Authority Responses
In re: A Streamlined Voluntary Conversion action
Meeting Held June 8, 2020 at 6:00 p.m. CST**

Q: Will my rent stay about the same?

A: A few families may be impacted by this change and would pay market-rate rent. We can talk one-on-one with anyone who might be affected using your exact numbers. These individual cases will be the exception rather than the rule.

Q: How soon might this happen?

A: Estimating that October or November would be the earliest anyone would sign a new Lease. It depends on how soon the application can be submitted and how long it takes HUD to process and respond, and with the pandemic that timeframe might be affected.

SVC Tenant Meeting

Margaret V Merritt June 8, 2020 @ 10:30

~~Stephen Bryan~~

Stephen Bryan

William Bryan

Joseph Cotto

William Bryan

Call in

David Walker

Diane Bocanegra

June 8 @ 6:00


~~Ellenette Bales~~

Anna J. Springs

Elda Daza

Call in

Bertha Mack



February 16, 2021

CITY OF KENEDY

CITY COUNCIL

MEETING

Item # 10



City of Kenedy
303 W. Main Street
Kenedy, TX 78119
Attention: Mr. William Linn – City Manager

Re: East Main Project – RE-BID - Bid Tabulation & Recommendation

February 4, 2021

Dear Mr. Linn,

At 2:00 p.m. on Monday, February 1, 2021, bids for the East Main Project – RE-BID were opened in the City Council Chambers of Kenedy City Hall. There were two bidders - Tierra Lease Service, LLC out of Karnes City, Texas and Dirt Boys, Inc. out of San Antonio, Texas. Dirt Boys, Inc. included a sub-contractor "EliteCurb and Concrete, LLC" out of Rockdale, Texas.

Dirt Boys, Inc. Bid: \$1,360,213.58* 150 Calendar Days – Absolute Schedule Option

Tierra Lease Service, LLC Bid: \$1,402,235.00 12 Weeks – W/Possible Extensions Schedule Option

I have attached the bid tabulation which shows unit prices bid compared to each other and to our engineer's opinion of probable construction costs. The majority of Mott MacDonald's unit price estimates are based upon TXDOT 12-month rolling average bid price summaries of projects around the state of Texas. There are a few line items that the unit prices bid are higher than our cost opinion; in particular, the unit prices bid for concrete. I believe this is because the East Main Project is small compared to a typical TXDOT project – large projects tend to offer economies of scale that are not seen on a smaller project such as East Main – therefore, the unit prices bid for concrete for the East Main Project are higher than the TXDOT 12-month rolling average.

As described in Section 00 21 13 of the Bid Documents, "Instructions to Bidders for Construction Contract", Article 18 – "Evaluation of Bids and Award of Contract – Best Value Selection", Part 18.05 "Evaluation of Bids" Sub-Part B, the Bids were scored (by a Mott MacDonald committee of four) using the following 5 criteria:

1. Experience in Constructing Concrete Pavement Contraction Design (CPCD)
2. Price – The lowest bid scored at 25 points; all other bids scored as a ratio of the lowest bid/other bid, times 25 points
3. Ability to Meet Construction Schedules including Present Commitments
4. Financial Stability
5. Contractor's Safety Program



Here are the results of the committee's evaluation:

Maximum Possible Points	Criteria	Dirt Boys, Inc.	Tierra Lease Service, LLC
30	CPCD	$30 + 30 + 30 + 30 = 120$ Average: 30.00	$1 + 5 + 0 + 0 = 6$ Average: 1.50
25	PRICE	25	24.25
20	SCHEDULE	$20 + 20 + 15 + 20 = 75$ Average: 18.75	$1 + 10 + 5 + 0 = 16$ Average: 4.00
15	FINANCIAL	$15 + 15 + 15 + 15 = 60$ Average: 15.00	$1 + 0 + 0 + 5 = 6$ Average: 1.50
10	SAFETY	$10 + 10 + 8 + 10 = 38$ Average: 9.50	$1 + 0 + 1 + 5 = 7$ Average: 1.75
TOTAL: 100		98.25	33.00

Our findings upon reviewing the bid submission of Dirt Boys, Inc: Their sub-contractor, EliteCurb and Concrete, LLC, carries an impressive display of concrete experience. Dirt Boys, Inc. claims to have an impressive history of staying on schedule and within budget. They provided us adequate financial statements and an excellent contractor safety program and safety history records. Their total bid price is the lower of the two.

Our findings upon reviewing the bid submission of Tierra Lease Service, LLC: Although they do show experience of working with TxDOT and on paving and drainage projects, they did not specifically reference any concrete pavement experience. They did not give us company data on their ability to meet schedules, financial stability, and contractor safety program. Their total bid price is the higher of the two.

Therefore, since Dirt Boys, Inc. has the higher best value score, it is our opinion that it will be in the best interest of the City of Kenedy to enter into a contract with Dirt Boys, Inc. of San Antonio, Texas (with EliteCurb and Concrete, LLC as their sub-contractor) for \$1,360,213.58* with a 150 calendar day (absolute) construction schedule.

*(*Note: The Dirt Boys, Inc. price depicted on their bid submission is \$1,360,216 but a calculation check using the unit prices comes out to \$1,360,213.58; the anomalies were because of rounding of values and are insignificant with respect to overall total price bid).*



Sincerely,

A handwritten signature in black ink that reads 'Steve Synovitz'. The signature is fluid and cursive, with a long horizontal stroke extending from the end of the name.

Steve Synovitz, PE
Principal Engineer
Mott MacDonald
711 North Carancahua
Suite 1610
Corpus Christi, TX 78401
361.548.7886 Cell
steve.synovitz@mottmac.com

Kenedy, Texas - East Main Project - Re-Bid
Bid Tabulation (Bid Opening 2/1/2021)

Item No.		Item Description	Unit	Quantity	Engineer's Cost Opinion		Dirt Boys, Inc.		Tierra Lease Service, LLC	
					Unit Cost	Total Cost	Unit Cost	Total Cost	Unit Cost	Total Cost
Roadway										
A1		Mobilization & Demobilization	LS	1	\$ 40,000.00	\$ 40,000.00	\$ 97,000.00	\$ 97,000.00	\$ 50,000.00	\$ 50,000.00
A2		Traffic Control	LS	1	\$ 17,661.75	\$ 17,661.75	\$ 27,800.00	\$ 27,800.00	\$ 20,000.00	\$ 20,000.00
A3			--	0	\$ -	\$ -	\$ -	\$ -	\$ -	\$ -
A4		6" Limestone Base over Geofabric	SY	7,221	\$ 20.00	\$ 144,420.00	\$ 26.60	\$ 192,078.60	\$ 26.00	\$ 187,746.00
A5			--	0	\$ -	\$ -	\$ -	\$ -	\$ -	\$ -
A6		6" Concrete Pavement Contraction Design (CPCD)	SY	6,731	\$ 62.75	\$ 422,370.25	\$ 73.68	\$ 495,940.08	\$ 96.00	\$ 646,176.00
A7		Transition Section – 3" HMCA over 8" Limestone Base	SY	156	\$ 25.00	\$ 3,900.00	\$ 78.00	\$ 12,168.00	\$ 30.00	\$ 4,680.00
A8		12" Stepped Curb	LF	977	\$ 15.00	\$ 14,655.00	\$ 22.50	\$ 21,982.50	\$ 30.00	\$ 29,310.00
A9		5-3/4" Type II Monolithic Curb	LF	3,398	\$ 6.00	\$ 20,388.00	\$ 7.25	\$ 24,635.50	\$ 20.00	\$ 67,960.00
A10		6" Concrete Driveway	SY	953	\$ 45.00	\$ 42,885.00	\$ 102.00	\$ 97,206.00	\$ 100.00	\$ 95,300.00
A11		Concrete ADA Sidewalk & Concrete Walk to House, 4" Thick	SY	120	\$ 31.00	\$ 3,720.00	\$ 88.75	\$ 10,650.00	\$ 100.00	\$ 12,000.00
A12			--	0	\$ -	\$ -	\$ -	\$ -	\$ -	\$ -
A13			--	0	\$ -	\$ -	\$ -	\$ -	\$ -	\$ -
A14			--	0	\$ -	\$ -	\$ -	\$ -	\$ -	\$ -
A15			--	0	\$ -	\$ -	\$ -	\$ -	\$ -	\$ -
A16			--	0	\$ -	\$ -	\$ -	\$ -	\$ -	\$ -
					\$ 710,000.00		\$ 979,460.68		\$ 1,113,172.00	
Drainage										
B1			--	0	\$ -	\$ -	\$ -	\$ -	\$ -	\$ -
B2		Install Pre-Cast Concrete Junction Structure	EA	3	\$ 3,500.00	\$ 10,500.00	\$ 5,500.00	\$ 16,500.00	\$ 4,500.00	\$ 13,500.00
B3			--	0	\$ -	\$ -	\$ -	\$ -	\$ -	\$ -
B4		Repair Existing Concrete Channel Lining at Nichols Creek and Cut Existing 18" RCP Pipe to Be Flush With Channel	EA	1	\$ 2,500.00	\$ 2,500.00	\$ 2,900.00	\$ 2,900.00	\$ 3,000.00	\$ 3,000.00
B5			--	0	\$ -	\$ -	\$ -	\$ -	\$ -	\$ -
B6			--	0	\$ -	\$ -	\$ -	\$ -	\$ -	\$ -
B7		Adjust Existing Manholes to Grade	EA	4	\$ 500.00	\$ 2,000.00	\$ 1,750.00	\$ 7,000.00	\$ 1,800.00	\$ 7,200.00
B8		Adjust Existing Valve Boxes to Grade	EA	9	\$ 375.00	\$ 3,375.00	\$ 1,400.00	\$ 12,600.00	\$ 1,200.00	\$ 10,800.00
B9			--	0	\$ -	\$ -	\$ -	\$ -	\$ -	\$ -
B10		ABS Yard Drain, Check Valve & 4" Diameter ABS Connector Pipe	EA	3	\$ 1,500.00	\$ 4,500.00	\$ 1,000.00	\$ 3,000.00	\$ 2,500.00	\$ 7,500.00
B11			--	0	\$ -	\$ -	\$ -	\$ -	\$ -	\$ -
B12		Interceptor Ditch & Berm (12'-15' Wide)	LF	785	\$ 25.00	\$ 19,625.00	\$ 29.56	\$ 23,204.60	\$ 32.00	\$ 25,120.00
B13		Interceptor Ditch and Berm (23' Wide Channel Bottom w/ Side Berms Extending to 50' Wide R.O.W. Limits)	LF	47	\$ 30.00	\$ 1,410.00	\$ 52.00	\$ 2,444.00	\$ 65.00	\$ 3,055.00
B14		Outfall Channel (Offsite) 16' Bottom Width; 3:1 Slopes; 40' Top Width	LF	784	\$ 35.00	\$ 27,440.00	\$ 25.00	\$ 19,600.00	\$ 30.00	\$ 23,520.00
B15		Low Flow Crossing – 12' x 16' x 6-Inches Rip Rap across bottom of Outfall Channel	LS	1	\$ 1,330.00	\$ 1,330.00	\$ 1,200.00	\$ 1,200.00	\$ 2,750.00	\$ 2,750.00
B16		Permanent Rock Filter Dams	LF	134	\$ 30.00	\$ 4,020.00	\$ 52.00	\$ 6,968.00	\$ 30.00	\$ 4,020.00
B17			--	0	\$ -	\$ -	\$ -	\$ -	\$ -	\$ -
B18		Concrete Aprons & Flumes	EA	2	\$ 1,000.00	\$ 2,000.00	\$ 3,840.00	\$ 7,680.00	\$ 4,400.00	\$ 8,800.00
B19			--	0	\$ -	\$ -	\$ -	\$ -	\$ -	\$ -
B20			--	0	\$ -	\$ -	\$ -	\$ -	\$ -	\$ -
B21		Install 30" RCP Pipe at three Gaps in Storm Drain System. Onsite pipe may be used. Gaps are 23' long, 4' long, and 63' long respectively.	LF	90	\$ 70.00	\$ 6,300.00	\$ 72.00	\$ 6,480.00	\$ 80.00	\$ 7,200.00
B22			--	0	\$ -	\$ -	\$ -	\$ -	\$ -	\$ -
					\$ 85,000.00		\$ 109,576.60		\$ 116,465.00	

Demolition															
C1	Clearing & Grubbing	AC	1.75	\$	2,000.00	\$	3,500.00	\$	8,200.00	\$	14,350.00	\$	5,000.00	\$	8,750.00
C2	Remove 12" RCP	LF	216	\$	14.00	\$	3,024.00	\$	16.00	\$	3,456.00	\$	10.00	\$	2,160.00
C3	Remove 18" RCP	LF	200	\$	18.00	\$	3,600.00	\$	16.00	\$	3,200.00	\$	10.00	\$	2,000.00
C4	Remove 24" RCP	LF	100	\$	18.00	\$	1,800.00	\$	16.00	\$	1,600.00	\$	10.00	\$	1,000.00
C5	Remove Existing Headwall	EA	7	\$	450.00	\$	3,150.00	\$	700.00	\$	4,900.00	\$	400.00	\$	2,800.00
C6	Remove Existing Grate	EA	4	\$	450.00	\$	1,800.00	\$	200.00	\$	800.00	\$	400.00	\$	1,600.00
C7	---	--	0	\$	-	\$	-	\$	-	\$	-	\$	-	\$	-
C8	Remove Existing Asphalt, Base & Subgrade Material to Bottom Elevation of Proposed Limestone Base	SY	6,128	\$	15.00	\$	91,920.00	\$	24.85	\$	152,280.80	\$	16.00	\$	98,048.00
C9	Remove Existing Miscellaneous Concrete	SY	45	\$	75.00	\$	3,375.00	\$	50.00	\$	2,250.00	\$	25.00	\$	1,125.00
C10	Remove Existing Driveway Culverts (Various Materials & Diameters)	LF	619	\$	10.00	\$	6,190.00	\$	15.50	\$	9,594.50	\$	10.00	\$	6,190.00
C11	Revegetation - Seeding & Watering	AC	1.8	\$	937.71	\$	1,641.00	\$	5,300.00	\$	9,275.00	\$	500.00	\$	875.00
								\$			\$			\$	124,548.00
Stormwater Pollution Prevention															
D1	Pollution Information Sign	EA	1	\$	400.00	\$	400.00	\$	500.00	\$	500.00	\$	500.00	\$	500.00
D2	Stabilized Construction Entrance & Exit	SY	312	\$	30.00	\$	9,360.00	\$	45.00	\$	14,040.00	\$	20.00	\$	6,240.00
D3	Concrete Wash Truck Area	EA	1	\$	1,610.00	\$	1,610.00	\$	1,000.00	\$	1,000.00	\$	1,000.00	\$	1,000.00
D4	Silt Fence	LF	3,000	\$	2.00	\$	6,000.00	\$	6.00	\$	18,000.00	\$	4.00	\$	12,000.00
D5	Temporary Rock Filter Dam	LF	50	\$	35.00	\$	1,750.00	\$	80.00	\$	4,000.00	\$	20.00	\$	1,000.00
D6	Inlet/ Pipe Protection (assumed 5' on 4 sides)	LF	220	\$	4.00	\$	880.00	\$	11.00	\$	2,420.00	\$	3.00	\$	660.00
								\$			\$			\$	21,400.00
Miscellaneous															
E1	Mail Box Relocation	EA	25	\$	125.00	\$	3,125.00	\$	400.00	\$	10,000.00	\$	250.00	\$	6,250.00
E2	Install 8" Tall Chain Link Fence	LF	24	\$	75.00	\$	1,800.00	\$	115.00	\$	2,760.00	\$	100.00	\$	2,400.00
E3	Install 16" Wide x 8" Tall - 2 Panel - Chain Link Fence Gate	EA	1	\$	2,075.00	\$	2,075.00	\$	3,250.00	\$	3,250.00	\$	2,750.00	\$	2,750.00
E4	Exploratory Borings at Utility Crossings	EA	5	\$	800.00	\$	4,000.00	\$	1,200.00	\$	6,000.00	\$	1,500.00	\$	7,500.00
E5	Concrete Encasement Shallow Utilities	EA	5	\$	800.00	\$	4,000.00	\$	1,500.00	\$	7,500.00	\$	1,550.00	\$	7,750.00
								\$			\$			\$	26,650.00
								\$			\$			\$	
Total Construction Cost															
								\$			\$			\$	1,402,235.00