

February 9, 2021

City Manager Report

Staffing

- 1 new hire and 1 termination
- Open Interviews will be conducted on Thursday and Friday for a variety of positions within the City as we look to enhance staffing.

Departments

- City Secretary
 - No report.
- Fire
 - No report due to not receiving data from the FD.
- Code
 - Issued 16 Residential building permits (3 G.C., 4 Plumber, 4 Electrical & 2 HVAC)
 - Issued 9 Commercial building permits (3 G.C., 2 Plumber, 3 Electrical, & 1 HVAC)
 - Issued 1 Demolition permit—residential.
 - Bureau Veritas performed 7 total inspections (7 Residential Electrical, 3 Residential Plumbing Rough, 2 Commercial Electrical & 2 Commercial Plumbing)
 - 8 violation letters were issued via certified mail (1 Public Nuisance (abandon vehicle), 5 Litter Control (high weeds/grass/shrubs), 2 Dangerous Buildings)
 - Closed and filed 22 pending cases from 2020 (19 Litter Control & 3 Dangerous Building)
 - There were two (2) demolitions performed last month (704 S. 8th & 202 Victoria)—Sierra Contracting award 11/30/20.
 - 26 residents utilized the roll-offs.
- Court
 - Saw 147 Defendants and collected a total of \$29,372.65 with a net to the City of \$21,839.42.

Operations

- The City's Auditor has performed their field work and are have begun the audit
- New website host
 - Mr. Drewa has been a valuable asset in the management of our website and we will be utilizing him frequently to keep our site updated.

Projects

- I received a call from Mr. Cruz on Graham Rd regarding the muddy road conditions. After looking into the issue, I instructed the DPW to go to Graham Road and lay down 2" limestone rock from the edge of the asphalt all the down to the barriers on the Church's property at the end of Graham. I further instructed the DPW to have the team extend the 2" limestone rock up and into each resident's drive to help facilitate ingress and egress by each resident. This gravel was to provide the residents on Graham Rd. temporary relief until we could schedule that portion of Graham to be asphalted.
- East Main project is moving forward and we anticipate work to begin by March.
- Carrizo Well project
 - Weisinger has drilled the pilot hole to a depth of 1,229 feet on well #17 with no incidents.

OFFICE OF COURT ADMINISTRATION
TEXAS JUDICIAL COUNCIL



OFFICIAL MUNICIPAL COURT MONTHLY REPORT

Month January Year 2021

Municipal Court for the City of _____

Presiding Judge LEE AZOPARDI

If new, date assumed office _____

Court Mailing Address 303 W. MAIN ST. #A

City KENEDY, TX Zip 78119

Phone Number 830-583-3641

Fax Number 830-583-2063

Court's Public Email kenedymunicourt@cityofkenedy.org

Court's Website _____

THE ATTACHED IS A TRUE AND ACCURATE REFLECTION OF THE RECORDS OF THIS COURT.

Prepared by G Martinez

Date 02-03-2021 Phone Number 830-583-3641

PLEASE RETURN THIS FORM NO LATER THAN 20 DAYS FOLLOWING THE END OF THE MONTH REPORTED TO:

OFFICE OF COURT ADMINISTRATION
P O BOX 12066
AUSTIN, TX
78711-2066

PHONE: (512) 463-1625
FAX: (512) 936-2423

CRIMINAL SECTION

Court CITY OF KENEDY MUNICIPAL COURT		Traffic Misdemeanors			Non-Traffic Misdemeanors		
Month	Year	Non-Parking	Parking	City Ordinance	Penal Code	Other State Law	City Ordinance
January	2021						
1. Total Cases Pending First of Month:		1,742	5	1	621	368	400
a. Active Cases		1,175	3	1	496	147	366
b. Inactive Cases		567	2	0	125	221	34
2. New Cases Filed		65	0	0	10	0	67
3. Cases Reactivated		7	0	0	0	3	0
4. All Other Cases Added		0	0	0	0	0	0
5. Total Cases on Docket (Sum of Lines 1a, 2, 3 & 4)		1,247	3	1	506	150	433
6. Dispositions Prior to Court Appearance or Trial:							
a. Uncontested Dispositions (Disposed without appearance before a judge (CCP Art. 27.14))		43	0	0	7	3	31
b. Dismissed by Prosecution		1	0	0	0	0	0
7. Dispositions at Trial:							
a. Convictions:							
1) Guilty Plea or Nolo Contendere		0	0	0	0	0	0
2) By the Court		0	0	0	0	0	0
3) By the Jury		0	0	0	0	0	0
b. Acquittals:							
1) By the Court		0	0	0	0	0	0
2) By the Jury		0	0	0	0	0	0
c. Dismissed by Prosecution		0	0	0	0	0	0
8. Compliance Dismissals:							
a. After Driver Safety Course (CCP, Art. 45.0511)		2					
b. After Deferred Disposition (CCP, Art. 45.051)		1	0	0	0	0	0
c. After Teen Court (CCP, Art. 45.052)		0	0	0	0	0	0
d. After Tobacco Awareness Course (HSC, Sec. 161.253)						0	
e. After Treatment for Chemical Dependency (CCP, Art. 45.053)					0	0	
f. After Proof of Financial Responsibility (TC, Sec. 601.193)		4					
g. All Other Transportation Code Dismissals		5	0	0	0	0	0
9. All Other Dispositions		0	0	0	1	1	0
10. Total Cases Disposed (Sum of Lines 6, 7, 8 & 9)		56	0	0	8	4	31
11. Cases Placed on Inactive Status		0	0	0	0	0	0
12. Total Cases Pending End of Month:		1,751	5	1	623	364	436
a. Active Cases (Equals Line 5 minus the sum of Lines 10 & 11)		1,189	3	1	499	145	403
b. Inactive Cases (Equals Line 1b minus Line 3 plus Line 11)		562	2	0	124	219	33
13. Show Cause Hearings Held		0	0	0	0	0	2
14. Cases Appealed:							
a. After Trial		0	0	0	0	0	0
b. Without Trial		0	0	0	0	0	0

CIVIL/ADMINISTRATIVE SECTION

Court CITY OF KENEDY MUNICIPAL COURT	
Month January Year 2021	TOTAL CASES
1. Total Cases Pending First of Month:	0
a. Active Cases	0
b. Inactive Cases	0
2. New Cases Filed	0
3. Cases Reactivated	0
4. All Other Cases Added	0
5. Total Cases on Docket <i>(Sum of Lines 1a, 2, 3 & 4)</i>	0
DISPOSITIONS	
6. Uncontested Civil Fines or Penalties	0
7. Default Judgments	0
8. Agreed Judgments	0
9. Trial/Hearing by Judge/Hearing Officer	0
10. Trial by Jury	0
11. Dismissed for Want of Prosecution	0
12. All Other Dispositions	0
13. Total Cases Disposed <i>(Sum of Lines 6 through 12)</i>	0
14. Cases Placed on Inactive Status	0
15. Total Cases Pending End of Month:	0
a. Active Cases <i>(Equals Line 5 minus the sum of Lines 13 & 14)</i>	0
b. Inactive Cases <i>(Equals Line 1b minus Line 3 plus Line 14)</i>	0
16. Cases Appealed:	
a. After Trial	0
b. Without Trial	0

JUVENILE/MINOR ACTIVITY

Court CITY OF KENEDY MUNICIPAL COURT		TOTAL
Month January	Year 2021	
1. Transportation Code Cases Filed		2
2. Non-Driving Alcoholic Beverage Code Cases Filed		0
3. Driving Under the Influence of Alcohol Cases Filed		0
4. Drug Paraphernalia Cases Filed (HSC, Ch. 481)		0
5. Tobacco Cases Filed (HSC, Sec. 161.252)		0
6. Failure to Attend School Cases Filed (Ed.Code, Sec. 25.094)		0
7. Education Code (Except Failure to Attend) Cases Filed		0
8. Violation of Local Daytime Curfew Ordinance Cases Filed (Local Govt. Code, Sec. 341.905)		0
9. All Other Non-Traffic Fine-Only Cases Filed		0
10. Transfer to Juvenile Court:		0
a. Mandatory Transfer (Fam.Code, Sec. 51.08(b)(1))		0
b. Discretionary Transfer (Fam.Code, Sec. 51.08(b)(2))		0
11. Accused of Contempt and Referred to Juvenile Court (Delinquent Conduct) (CCP, Art. 45.050(c)(1))		0
12. Held in Contempt by Criminal Court (Fined and/or Denied Driving Privileges) (CCP, Art. 45.050(c)(2))		0
13. Juvenile Statement Magistrate Warning:		0
a. Warnings Administered		0
b. Statements Certified (Fam.Code, Sec. 51.095)		0
14. Detention Hearings Held (Fam. Code, Sec. 54.01)		0
15. Orders for Non-Secure Custody Issued		0
16. Parent Contributing to Nonattendance Cases Filed (Ed. Code, Sec. 25.093)		0

ADDITIONAL ACTIVITY

Court	CITY OF KENEDY MUNICIPAL COURT		NUMBER GIVEN	NUMBER REQUESTS FOR COUNSEL
Month	January	Year 2021		
1. Magistrate Warnings:				
	a. Class C Misdemeanors		0	
	b. Class A and B Misdemeanors		1	1
	c. Felonies		0	0
				TOTAL
2. Arrest Warrants Issued:				
	a. Class C Misdemeanors			0
	b. Class A and B Misdemeanors			0
	c. Felonies			0
3. Capiases Pro Fine Issued				0
4. Search Warrants Issued				0
5. Warrants for Fire, Health and Code Inspections Filed (CCP, Art. 18.05)				0
6. Examining Trials Conducted				0
7. Emergency Mental Health Hearings Held				0
8. Magistrate's Orders for Emergency Protection Issued				0
9. Magistrate's Orders for Ignition Interlock Device Issued (CCP, Art. 17.441)				0
10. All Other Magistrate's Orders Issued Requiring Conditions for Release on Bond				0
11. Driver's License Denial, Revocation or Suspension Hearings Held (TC, Sec. 521.300)				0
12. Disposition of Stolen Property Hearings Held (CCP, Ch. 47)				0
13. Peace Bond Hearings Held				0
14. Cases in Which Fine and Court Costs Satisfied by Community Service:				0
	a. Partial Satisfaction			0
	b. Full Satisfaction			0
15. Cases in Which Fine and Court Costs Satisfied by Jail Credit				6
16. Cases in Which Fine and Court Costs Waived for Indigency				0
17. Amount of Fines and Court Costs Waived for Indigency				0.00
18. Fines, Court Costs and Other Amounts Collected:				21,839.42
	a. Kept by City			7,533.23
	b. Remitted to State			
	c. Total			29,372.65

Money Distribution Report

Type Code Description	Count	Retained	Disbursed	Money-Totals
-----------------------	-------	----------	-----------	--------------

The following totals represent - Cash and Checks Collected

COST CCC CONSOLIDATED COURT COSTS	28	159.62	1,436.55	1,596.17
COST CCC CONSOLIDATED COURT COSTS	1	1.36	12.28	13.64
COST DPSC DPS OMNI FEE	0	0.00	0.00	0.00
COST IDFE INDIGENT DEFENSE FEE	1	0.07	0.61	0.68
COST JRF JURY REIMBURSEMENT FEE	1	0.14	1.22	1.36
COST JSF JUDICIAL SUPPORT FEE	1	0.31	1.73	2.04
COST LCCC LOCAL CONSOLIDATED COURT COST (EFF. 1.1.	29	383.70	0.00	383.70
COST MAF MUNICIPAL ARREST FEE	30	138.74	0.00	138.74
COST MBSF MUNICIPAL BUILDING SECURITY FUND	1	1.02	0.00	1.02
COST OMNC DPS OMNI FEE - COUNTY	0	0.00	0.00	0.00
COST OMND DPS OMNI FEE - DPS	0	0.00	0.00	0.00
COST OMNO DPS OMNI FEE - OMNIBASE	0	0.00	0.00	0.00
COST OMNR OMNI REIMBURSEMENT FEE (EFF. 1.1.20)	3	30.00	0.00	30.00
COST STF STATE TRAFFIC FEE	0	0.00	0.00	0.00
COST TCL TCLEOSE	0	0.00	0.00	0.00
COST TECH TECH FUND	1	1.36	0.00	1.36
COST TFC TFC	0	0.00	0.00	0.00
COST TIME TIME PAYMENT	1	4.26	4.26	8.52
COST TPRF TIME PAYMENT REIMBURSEMENT FEE	7	81.09	0.00	81.09
COST TRPC TRUANCY PREVENTION COST	1	0.00	0.68	0.68
COST WRNT WARRANT	2	100.00	0.00	100.00
FEES CSRV COLLECTION FEE	4	195.60	0.00	195.60
FEES DDC DEFENSIVE DRIVING	8	79.90	0.00	79.90
FINE CPLD COMPLIANCE DISMISSAL FINE	0	0.00	0.00	0.00
FINE DEFF DEFERRED FINE	2	54.32	0.00	54.32
FINE DPSF DPS FINE	0	0.00	0.00	0.00
FINE FINE FINE	24	3,642.03	0.00	3,642.03
FINE LTFC LOCAL TRAFFIC FINE (EFF. 9.1.19)	16	40.86	0.00	40.86
FINE STF1 STATE TRAFFIC FINE (EFF. 9.1.19)	15	25.18	604.30	629.48
OPMT OPMT OVERPAYMENT	1	1.00	0.00	1.00
Money Totals	41	4,940.56	2,061.63	7,002.19

The following totals represent - Transfers Collected

COST CCC CONSOLIDATED COURT COSTS	0	0.00	0.00	0.00
COST CCC CONSOLIDATED COURT COSTS	0	0.00	0.00	0.00
COST DPSC DPS OMNI FEE	0	0.00	0.00	0.00
COST IDFE INDIGENT DEFENSE FEE	0	0.00	0.00	0.00
COST JRF JURY REIMBURSEMENT FEE	0	0.00	0.00	0.00
COST JSF JUDICIAL SUPPORT FEE	0	0.00	0.00	0.00
COST LCCC LOCAL CONSOLIDATED COURT COST (EFF. 1.1.	0	0.00	0.00	0.00
COST MAF MUNICIPAL ARREST FEE	0	0.00	0.00	0.00
COST MBSF MUNICIPAL BUILDING SECURITY FUND	0	0.00	0.00	0.00
COST OMNC DPS OMNI FEE - COUNTY	0	0.00	0.00	0.00
COST OMND DPS OMNI FEE - DPS	0	0.00	0.00	0.00
COST OMNO DPS OMNI FEE - OMNIBASE	0	0.00	0.00	0.00
COST OMNR OMNI REIMBURSEMENT FEE (EFF. 1.1.20)	0	0.00	0.00	0.00
COST STF STATE TRAFFIC FEE	0	0.00	0.00	0.00
COST TCL TCLEOSE	0	0.00	0.00	0.00
COST TECH TECH FUND	0	0.00	0.00	0.00
COST TFC TFC	0	0.00	0.00	0.00
COST TIME TIME PAYMENT	0	0.00	0.00	0.00
COST TPRF TIME PAYMENT REIMBURSEMENT FEE	0	0.00	0.00	0.00
COST TRPC TRUANCY PREVENTION COST	0	0.00	0.00	0.00
COST WRNT WARRANT	0	0.00	0.00	0.00
FEES CSRV COLLECTION FEE	0	0.00	0.00	0.00
FEES DDC DEFENSIVE DRIVING	0	0.00	0.00	0.00
FINE CPLD COMPLIANCE DISMISSAL FINE	0	0.00	0.00	0.00
FINE DEFF DEFERRED FINE	0	0.00	0.00	0.00
FINE DPSF DPS FINE	0	0.00	0.00	0.00
FINE FINE FINE	0	0.00	0.00	0.00
FINE LTFC LOCAL TRAFFIC FINE (EFF. 9.1.19)	0	0.00	0.00	0.00
FINE STF1 STATE TRAFFIC FINE (EFF. 9.1.19)	0	0.00	0.00	0.00
OPMT OPMT OVERPAYMENT	0	0.00	0.00	0.00
Transfer Totals	0	0.00	0.00	0.00

The following totals represent - Jail Credit and Community Service

Money Distribution Report

Type Code Description	Count	Retained	Disbursed	Money-Totals
COST CCC CONSOLIDATED COURT COSTS	0	0.00	0.00	0.00
COST CCC CONSOLIDATED COURT COSTS	6	24.00	216.00	240.00
COST DPSC DPS OMNI FEE	2	19.80	40.20	60.00
COST IDFE INDIGENT DEFENSE FEE	6	1.20	10.80	12.00
COST JRF JURY REIMBURSEMENT FEE	6	2.40	21.60	24.00
COST JSF JUDICIAL SUPPORT FEE	6	5.40	30.60	36.00
COST LCCC LOCAL CONSOLIDATED COURT COST (EFF. 1.1.	0	0.00	0.00	0.00
COST MAP MUNICIPAL ARREST FEE	6	30.00	0.00	30.00
COST MBSF MUNICIPAL BUILDING SECURITY FUND	6	18.00	0.00	18.00
COST OMNC DPS OMNI FEE - COUNTY	0	0.00	0.00	0.00
COST OMND DPS OMNI FEE - DPS	0	0.00	0.00	0.00
COST OMNO DPS OMNI FEE - OMNIBASE	0	0.00	0.00	0.00
COST OMNR OMNI REIMBURSEMENT FEE (EFF. 1.1.20)	0	0.00	0.00	0.00
COST STF STATE TRAFFIC FEE	4	6.00	114.00	120.00
COST TCL TCLEOSE	4	0.40	0.00	0.40
COST TECH TECH FUND	6	24.00	0.00	24.00
COST TFC TFC	4	12.00	0.00	12.00
COST TIME TIME PAYMENT	0	0.00	0.00	0.00
COST TPRF TIME PAYMENT REIMBURSEMENT FEE	0	0.00	0.00	0.00
COST TRPC TRUANCY PREVENTION COST	1	0.00	2.00	2.00
COST WRNT WARRANT	6	300.00	0.00	300.00
FEES CSRV COLLECTION FEE	6	464.10	0.00	464.10
FEES DDC DEFENSIVE DRIVING	0	0.00	0.00	0.00
FINE CPLD COMPLIANCE DISMISSAL FINE	0	0.00	0.00	0.00
FINE DEFF DEFERRED FINE	0	0.00	0.00	0.00
FINE DPSF DPS FINE	1	64.68	131.32	196.00
FINE FINE FINE	5	472.60	0.00	472.60
FINE LTFC LOCAL TRAFFIC FINE (EFF. 9.1.19)	0	0.00	0.00	0.00
FINE STF1 STATE TRAFFIC FINE (EFF. 9.1.19)	0	0.00	0.00	0.00
OPMT OPMT OVERPAYMENT	0	0.00	0.00	0.00
Credit Totals	6	1,444.58	566.52	2,011.10

The following totals represent - Credit Card Payments

COST CCC CONSOLIDATED COURT COSTS	67	381.44	3,432.97	3,814.41
COST CCC CONSOLIDATED COURT COSTS	6	17.84	160.54	178.38
COST DPSC DPS OMNI FEE	2	19.80	40.20	60.00
COST IDFE INDIGENT DEFENSE FEE	6	0.89	8.02	8.91
COST JRF JURY REIMBURSEMENT FEE	6	1.78	16.06	17.84
COST JSF JUDICIAL SUPPORT FEE	6	4.01	22.74	26.75
COST LCCC LOCAL CONSOLIDATED COURT COST (EFF. 1.1.	69	887.06	0.00	887.06
COST MAP MUNICIPAL ARREST FEE	74	339.10	0.00	339.10
COST MBSF MUNICIPAL BUILDING SECURITY FUND	6	13.38	0.00	13.38
COST OMNC DPS OMNI FEE - COUNTY	3	12.00	0.00	12.00
COST OMND DPS OMNI FEE - DPS	3	0.00	60.00	60.00
COST OMNO DPS OMNI FEE - OMNIBASE	3	0.00	18.00	18.00
COST OMNR OMNI REIMBURSEMENT FEE (EFF. 1.1.20)	1	10.00	0.00	10.00
COST STF STATE TRAFFIC FEE	1	1.50	28.50	30.00
COST TCL TCLEOSE	1	0.10	0.00	0.10
COST TECH TECH FUND	6	17.84	0.00	17.84
COST TFC TFC	1	3.00	0.00	3.00
COST TIME TIME PAYMENT	0	0.00	0.00	0.00
COST TPRF TIME PAYMENT REIMBURSEMENT FEE	16	139.33	0.00	139.33
COST TRPC TRUANCY PREVENTION COST	4	0.00	4.91	4.91
COST WRNT WARRANT	2	100.00	0.00	100.00
FEES CSRV COLLECTION FEE	6	571.17	0.00	571.17
FEES DDC DEFENSIVE DRIVING	8	80.00	0.00	80.00
FINE CPLD COMPLIANCE DISMISSAL FINE	6	80.00	0.00	80.00
FINE DEFF DEFERRED FINE	1	41.90	0.00	41.90
FINE DPSF DPS FINE	2	41.91	85.09	127.00
FINE FINE FINE	81	13,968.59	0.00	13,968.59
FINE LTFC LOCAL TRAFFIC FINE (EFF. 9.1.19)	37	99.65	0.00	99.65
FINE STF1 STATE TRAFFIC FINE (EFF. 9.1.19)	37	66.45	1,594.69	1,661.14
OPMT OPMT OVERPAYMENT	0	0.00	0.00	0.00
Credit Card Totals	106	16,898.74	5,471.72	22,370.46

The following totals represent - Combined Money

COST CCC CONSOLIDATED COURT COSTS	95	541.06	4,869.52	5,410.58
COST CCC CONSOLIDATED COURT COSTS	7	19.20	172.82	192.02

Money Distribution Report

Type Code Description	Count	Retained	Disbursed	Money-Totals
COST DPSC DPS OMNI FEE	2	19.80	40.20	60.00
COST IDFE INDIGENT DEFENSE FEE	7	0.96	8.63	9.59
COST JRF JURY REIMBURSEMENT FEE	7	1.92	17.28	19.20
COST JSF JUDICIAL SUPPORT FEE	7	4.32	24.47	28.79
COST LCCC LOCAL CONSOLIDATED COURT COST (EFF. 1.1.	98	1,270.76	0.00	1,270.76
COST MAF MUNICIPAL ARREST FEE	104	477.84	0.00	477.84
COST MBSF MUNICIPAL BUILDING SECURITY FUND	7	14.40	0.00	14.40
COST OMNC DPS OMNI FEE - COUNTY	3	12.00	0.00	12.00
COST OMND DPS OMNI FEE - DPS	3	0.00	60.00	60.00
COST OMNO DPS OMNI FEE - OMNIBASE	3	0.00	18.00	18.00
COST OMNR OMNI REIMBURSEMENT FEE (EFF. 1.1.20)	4	40.00	0.00	40.00
COST STF STATE TRAFFIC FEE	1	1.50	28.50	30.00
COST TCL TCLEOSE	1	0.10	0.00	0.10
COST TECH TECH FUND	7	19.20	0.00	19.20
COST TFC TFC	1	3.00	0.00	3.00
COST TIME TIME PAYMENT	1	4.26	4.26	8.52
COST TPRF TIME PAYMENT REIMBURSEMENT FEE	23	220.42	0.00	220.42
COST TRPC TRUANCY PREVENTION COST	5	0.00	5.59	5.59
COST WRNT WARRANT	4	200.00	0.00	200.00
FEES CSRV COLLECTION FEE	10	766.77	0.00	766.77
FEES DDC DEFENSIVE DRIVING	16	159.90	0.00	159.90
FINE CPLD COMPLIANCE DISMISSAL FINE	6	80.00	0.00	80.00
FINE DEFF DEFERRED FINE	3	96.22	0.00	96.22
FINE DPSF DPS FINE	2	41.91	85.09	127.00
FINE FINE FINE	105	17,610.62	0.00	17,610.62
FINE LTFC LOCAL TRAFFIC FINE (EFF. 9.1.19)	53	140.51	0.00	140.51
FINE STF1 STATE TRAFFIC FINE (EFF. 9.1.19)	52	91.63	2,198.99	2,290.62
OPMT OPMT OVERPAYMENT	1	1.00	0.00	1.00
Money Totals	147	21,839.30	7,533.35	29,372.65

The following totals represent - Combined Money and Credits

COST CCC CONSOLIDATED COURT COSTS	95	541.06	4,869.52	5,410.58
COST CCC CONSOLIDATED COURT COSTS	13	43.20	388.82	432.02
COST DPSC DPS OMNI FEE	4	39.60	80.40	120.00
COST IDFE INDIGENT DEFENSE FEE	13	2.16	19.43	21.59
COST JRF JURY REIMBURSEMENT FEE	13	4.32	38.88	43.20
COST JSF JUDICIAL SUPPORT FEE	13	9.72	55.07	64.79
COST LCCC LOCAL CONSOLIDATED COURT COST (EFF. 1.1.	98	1,270.76	0.00	1,270.76
COST MAF MUNICIPAL ARREST FEE	110	507.84	0.00	507.84
COST MBSF MUNICIPAL BUILDING SECURITY FUND	13	32.40	0.00	32.40
COST OMNC DPS OMNI FEE - COUNTY	3	12.00	0.00	12.00
COST OMND DPS OMNI FEE - DPS	3	0.00	60.00	60.00
COST OMNO DPS OMNI FEE - OMNIBASE	3	0.00	18.00	18.00
COST OMNR OMNI REIMBURSEMENT FEE (EFF. 1.1.20)	4	40.00	0.00	40.00
COST STF STATE TRAFFIC FEE	5	7.50	142.50	150.00
COST TCL TCLEOSE	5	0.50	0.00	0.50
COST TECH TECH FUND	13	43.20	0.00	43.20
COST TFC TFC	5	15.00	0.00	15.00
COST TIME TIME PAYMENT	1	4.26	4.26	8.52
COST TPRF TIME PAYMENT REIMBURSEMENT FEE	23	220.42	0.00	220.42
COST TRPC TRUANCY PREVENTION COST	6	0.00	7.59	7.59
COST WRNT WARRANT	10	500.00	0.00	500.00
FEES CSRV COLLECTION FEE	16	1,230.87	0.00	1,230.87
FEES DDC DEFENSIVE DRIVING	16	159.90	0.00	159.90
FINE CPLD COMPLIANCE DISMISSAL FINE	6	80.00	0.00	80.00
FINE DEFF DEFERRED FINE	3	96.22	0.00	96.22
FINE DPSF DPS FINE	3	106.59	216.41	323.00
FINE FINE FINE	110	18,083.22	0.00	18,083.22
FINE LTFC LOCAL TRAFFIC FINE (EFF. 9.1.19)	53	140.51	0.00	140.51
FINE STF1 STATE TRAFFIC FINE (EFF. 9.1.19)	52	91.62	2,199.00	2,290.62
OPMT OPMT OVERPAYMENT	1	1.00	0.00	1.00
Report Totals	153	23,283.87	8,099.88	31,383.75

Money Distribution Report

Date	Payment Type	Fines	Court Costs	Fees	Bonds	Restitution	Other	Total
00-00-0000	Cash & Checks Collected	0.00	0.00	0.00	0.00	0.00	0.00	0.00
	Jail Credits & Comm Service	0.00	0.00	0.00	0.00	0.00	0.00	0.00
	Credit Cards & Transfers	0.00	0.00	0.00	0.00	0.00	0.00	0.00
	Total of all Collections	0.00	0.00	0.00	0.00	0.00	0.00	0.00
09-01-1991	Cash & Checks Collected	0.00	0.00	0.00	0.00	0.00	0.00	0.00
	Jail Credits & Comm Service	0.00	0.00	0.00	0.00	0.00	0.00	0.00
	Credit Cards & Transfers	0.00	0.00	0.00	0.00	0.00	0.00	0.00
	Total of all Collections	0.00	0.00	0.00	0.00	0.00	0.00	0.00
01-01-2004	Cash & Checks Collected	698.00	161.00	195.60	0.00	0.00	1.00	1,055.60
	Jail Credits & Comm Service	668.60	878.40	464.10	0.00	0.00	0.00	2,011.10
	Credit Cards & Transfers	935.60	602.10	571.17	0.00	0.00	0.00	2,108.87
	Total of all Collections	2,302.20	1,641.50	1,230.87	0.00	0.00	1.00	5,175.57
01-01-2020	Cash & Checks Collected	3,668.69	2,198.00	79.90	0.00	0.00	0.00	5,946.59
	Jail Credits & Comm Service	0.00	0.00	0.00	0.00	0.00	0.00	0.00
	Credit Cards & Transfers	15,042.68	5,138.91	80.00	0.00	0.00	0.00	20,261.59
	Total of all Collections	18,711.37	7,336.91	159.90	0.00	0.00	0.00	26,208.18
TOTALS	Cash & Checks Collected	4,366.69	2,359.00	275.50	0.00	0.00	1.00	7,002.19
	Jail Credits & Comm Service	668.60	878.40	464.10	0.00	0.00	0.00	2,011.10
	Credit Cards & Transfers	15,978.28	5,741.01	651.17	0.00	0.00	0.00	22,370.46
	Total of all Collections	21,013.57	8,978.41	1,390.77	0.00	0.00	1.00	31,383.75

Money Distribution Report

Description	Count	Collected	Retained	Disbursed
State of Texas Quarterly Reporting Totals				
State Comptroller Cost and Fees Report				
Section I: Report for Offenses Committed				
01-01-20 Forward				
01-01-04 - 12-31-19	95	5,410.58	541.06	4,869.52
09-01-91 - 12-31-03	7	192.02	19.20	172.82
State Traffic Fine (eff. 09-01-19)	0	0.00	0.00	0.00
State Traffic Fine (prior 09-01-19)	52	2,290.62	91.62	2,199.00
Intoxicated Driver Fine	1	30.00	1.50	28.50
Prior Mandatory Costs (JRF, IDF, JS)	0	0.00	0.00	0.00
Moving Violation Fees	21	57.58	7.20	50.38
Truancy Prevention and Diversion Fund	0	0.00	0.00	0.00
Failure to Appear/Pay Fees	0	0.00	0.00	0.00
Time Payment Fees	2	60.00	19.80	40.20
	1	8.52	4.26	4.26
Section II: As Applicable				
Peace Officer Fees	0	0.00	0.00	0.00
Motor Carrier Weight Violations	0	0.00	0.00	0.00
Driving Record Fee	0	0.00	0.00	0.00
Report Sub Total	179	8,049.32	684.64	7,364.68
State Comptroller Civil Fees Report				
CF: Birth Certificate Fees	0	0.00	0.00	0.00
CF: Marriage License Fees	0	0.00	0.00	0.00
CF: Declaration of Informal Marriage	0	0.00	0.00	0.00
CF: Nondisclosure Fees	0	0.00	0.00	0.00
CF: Juror Donations	0	0.00	0.00	0.00
CF: Justice Court Indig Filing Fees	0	0.00	0.00	0.00
CF: Stat Prob Court Indig Filing Fees	0	0.00	0.00	0.00
CF: Stat Prob Court Judic Filing Fees	0	0.00	0.00	0.00
CF: Stat Cnty Court Indig Filing Fees	0	0.00	0.00	0.00
CF: Stat Cnty Court Judic Filing Fees	0	0.00	0.00	0.00
CF: Cnst Cnty Court Indig Filing Fees	0	0.00	0.00	0.00
CF: Cnst Cnty Court Judic Filing Fees	0	0.00	0.00	0.00
CF: Dist Court Divorce & Family Law	0	0.00	0.00	0.00
CF: Dist Court Other Divorce/Family Law	0	0.00	0.00	0.00
CF: Dist Court Indig Legal Services	0	0.00	0.00	0.00
CF: Judicial Support Fee	0	0.00	0.00	0.00
CF: Judicial & Court Pers. Training Fee	0	0.00	0.00	0.00
Report Sub Total	0	0.00	0.00	0.00
Total Due For This Period	179	8,049.32	684.64	7,364.68



303 WEST MAIN STREET
KENEDY, TEXAS 78119
830-583-2230 – PHONE 830-583-2063 - FAX

Code Compliance January 2021 Report

It has been a very productive month still in a bit of a learning curve but we are getting the information and guidance we need as we go. Below are the following items that the Code Compliance office handled and issued out to residents and contractors:

Issued the following permits for the month of January ;

Residential Building permits:

- 3- General Contractor permit
- 4- Plumbers permit
- 7- Electrical permit
- 2- HVAC permit

Commercial Building permits:

- 3- General Contractor permit
- 2- Plumbing permit
- 3- Electrical permit
- 1- HVAC permit

Demolition permit

- 1- Residential

We scheduled and setup through our third-party vendor the following inspections;

Residential Inspections:

- 7- Electrical Inspections
- 3- Plumbing Inspections

Commercial Inspections:

- 2- Electrical Inspections
- 2- Plumbing Inspections

Code Compliance issued out the following WARNINGS to residents that are not in compliance with the city ordinances. They were also advised that they have 15 Business days to correct the violations we have found;

1- Public Nuisances Violation: (Abandoned Vehicles)

5- Litter Control Violation: (High weeds/grass/shrubs)

2- Dangerous Building

We also closed & filed 19-Litter Control cases and 3-Dangerous Building cases that were pending closure from the last few months of 2020

2 Demolition jobs were done for the city on 1/15/2021 at 704 S 8th st. & 202 Victoria st. by SIERRA CONTRACTING CORP. the jobs were awarded to the company on 11/30/2020

Public Dump- 26 Residents utilized the roll offs.



Kenedy Police Department

119 S. Third Street
Kenedy, Texas 78119
(830) 583-2225 / (830) 583-2984

From the Office of the Police Chief

February 2, 2021

To City Council

RE: January 2021 report

Animal control.

We have completed the repairs required by the last inspection. We hope to be re-inspected soon. See attached numbers

Police report

We have the camera systems working now at the parkway and sports complex. The call boxes have been delivered and we will get them installed in the next few weeks.

Our burglaries and thefts remain below average rates. Our assaults remain at an average pace. Our traffic stops and citations were above average last month. We continue to work the truck routes aggressively.

Our inspection for the recognition program is Wed the 10th. That is the final part of the process. We will be recognized at the Chief's conference the first week in April. The conference is in Ft Worth this year and any elected official who would like to attend is of course welcome, just let Chief know if you wish to come to the luncheon.

We have added a reserve officer. Officer Jose Ramirez was a deputy at the Sherriff office before coming to us. He has six years' experience, and has worked well with our officers.

A handwritten signature in cursive script, appearing to read "Rick Ashe".

Rick Ashe

The Mission of the Kenedy Police Department is to protect life and property, to prevent crime and preserve the peace in our community in a manner consistent with the freedoms secured by the Constitution, always treat people with dignity, fairness and respect.

KENEDY POLICE DEPARTMENT 2021 MONTHLY STATISTICS

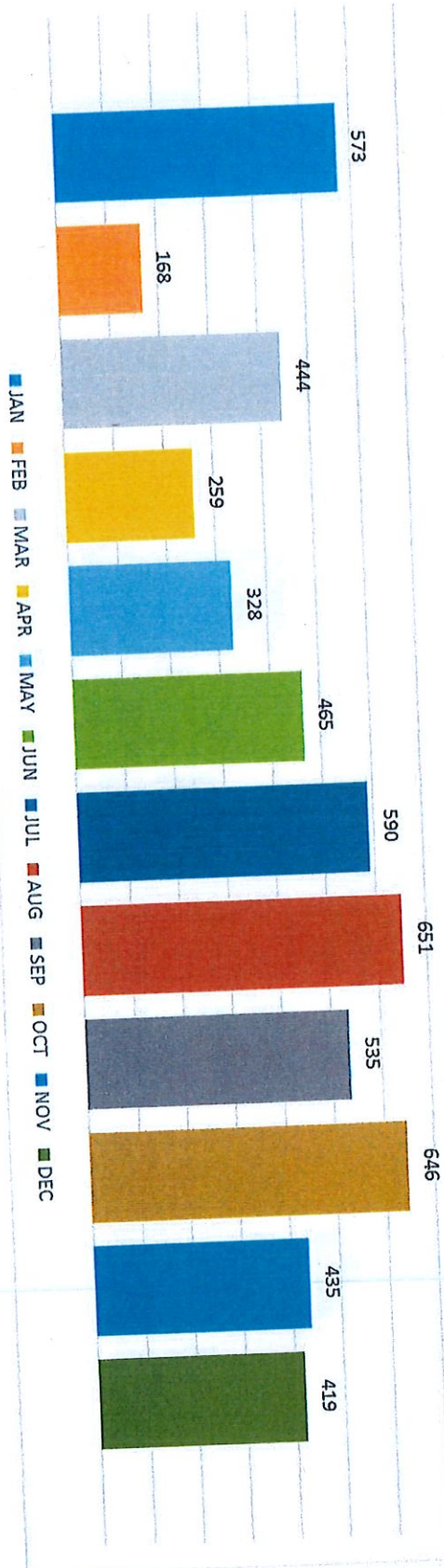
JANUARY 2021	JAN	FEB	MAR	APRIL	MAY	JUNE	JULY	AUG	SEPT	OCT	NOV	DEC	TOTAL	AVERAGE
CALL FOR SERVICE	573	168	444	259	328	465	590	651	535	646	435	419	5,513	459
OFFICER'S ASSISTANCE	92	10	48	46	20	50	65	80	72	94	85	183	845	70
MOTOR VEHICLE ACCIDENTS	06	07	13	07	09	08	06	12	09	08	11	5	101	8
ARRESTS	6	18	08	10	12	09	09	26	27	11	22	8	166	14
MUNICIPAL ARRESTS	2	05	01	01	03	02	02	04	01	00	6	02	28	5
DWI ARREST	1	01	00	00	01	02	02	01	05	00	0	02	15	1
JUVENILE INCIDENT	5	04	02	00	04	02	01	02	01	04	3	04	32	3
BURGLARY / THEFT	8	11	14	12	21	14	13	05	01	12	8	12	131	11
CITATIONS	433	128	254	67	148	456	326	638	466	470	401	416	4,203	350
WARNINGS	118	91	171	45	112	319	219	450	336	330	273	210	2,674	223
TRAFFIC STOPS	257	105	187	36	94	276	347	411	282	335	260	216	2,806	233
M/H/M/R	4	00	00	00	00	00	02	01	06	01	02	08	24	2
TRUCK VIOLATIONS	68	23	23	15	08	66	79	71	44	38	21	29	485	40
CASES CLEARED	39	17	26	32	23	28	41	42	56	67	29	37	437	36
BUILDING CHECKS	89	107	23	77	90	76	38	70	80	31	76	59	816	68
ASSAULTS/SEXUAL	5	3	5	6	1	6	6	3	5	7	9	3	59	5

Ashe, Rick, Chief of Police

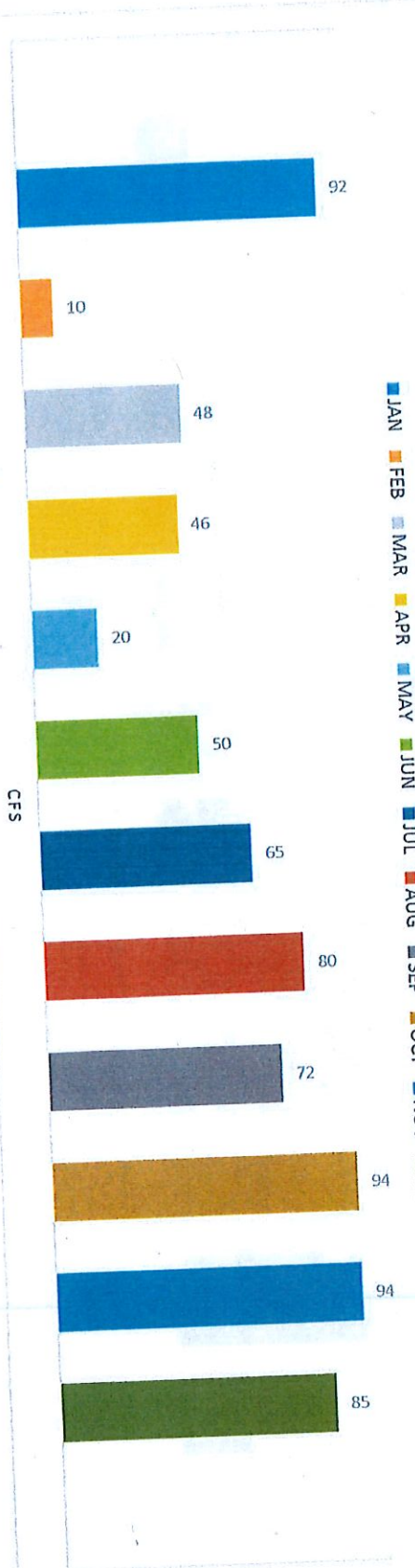
Date

ALL CLEARED
2-2-24

CALLS FOR SERVICE



OFFICER'S ASSISTANCE



CFS

MUNICIPAL ARRESTS

JAN FEB MAR APR MAY JUN JUL AUG SEP OCT NOV DEC

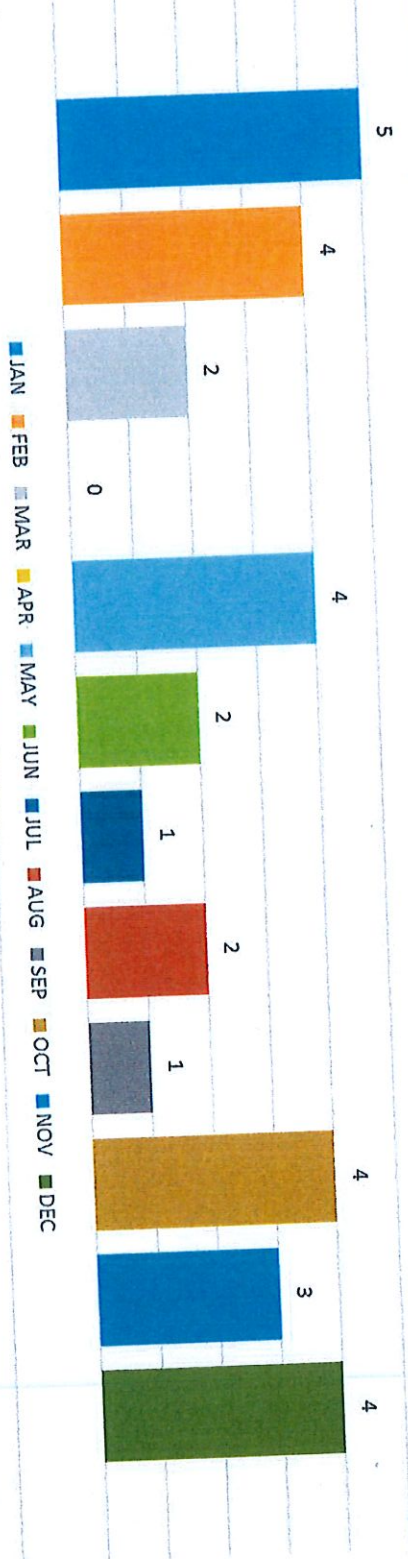


DWI ARREST

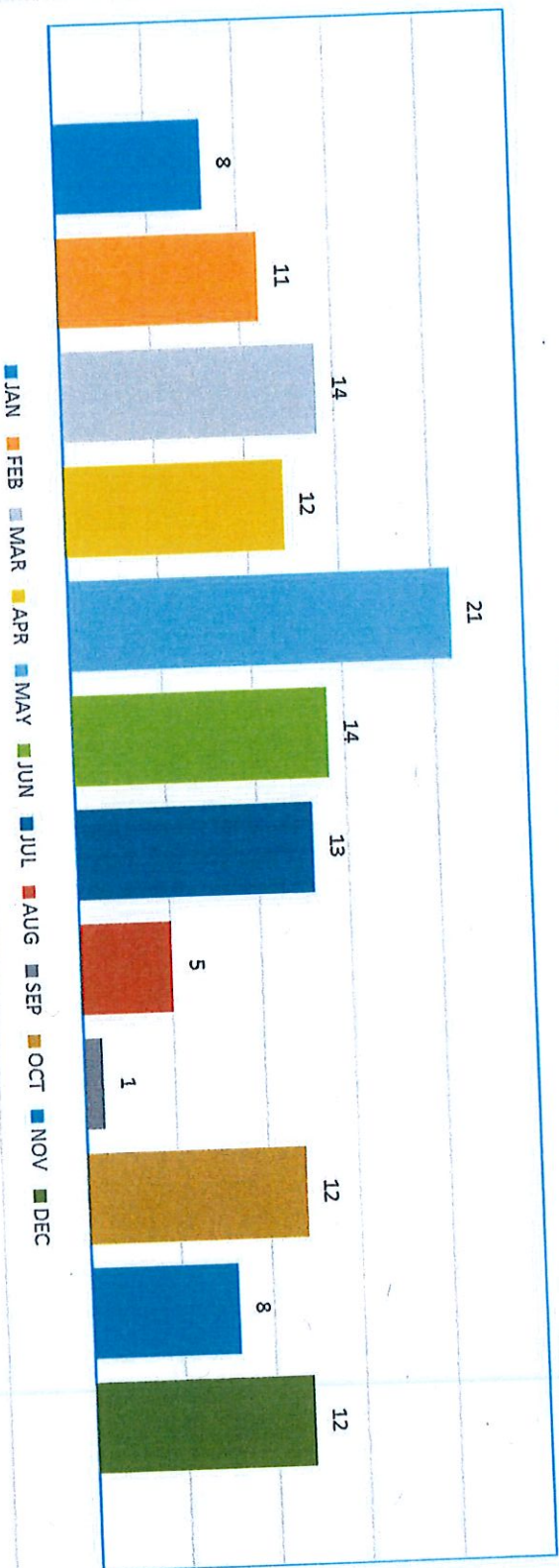
JAN FEB MAR APR MAY JUN JUL AUG SEP OCT NOV DEC



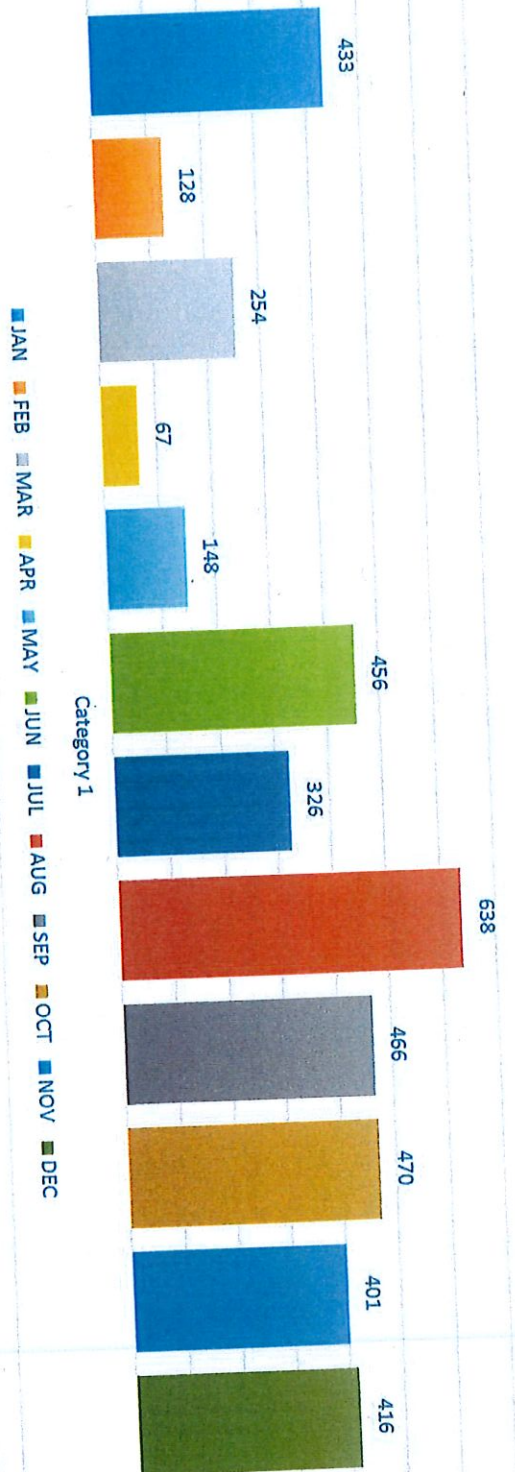
JUVENILE INCIDENT



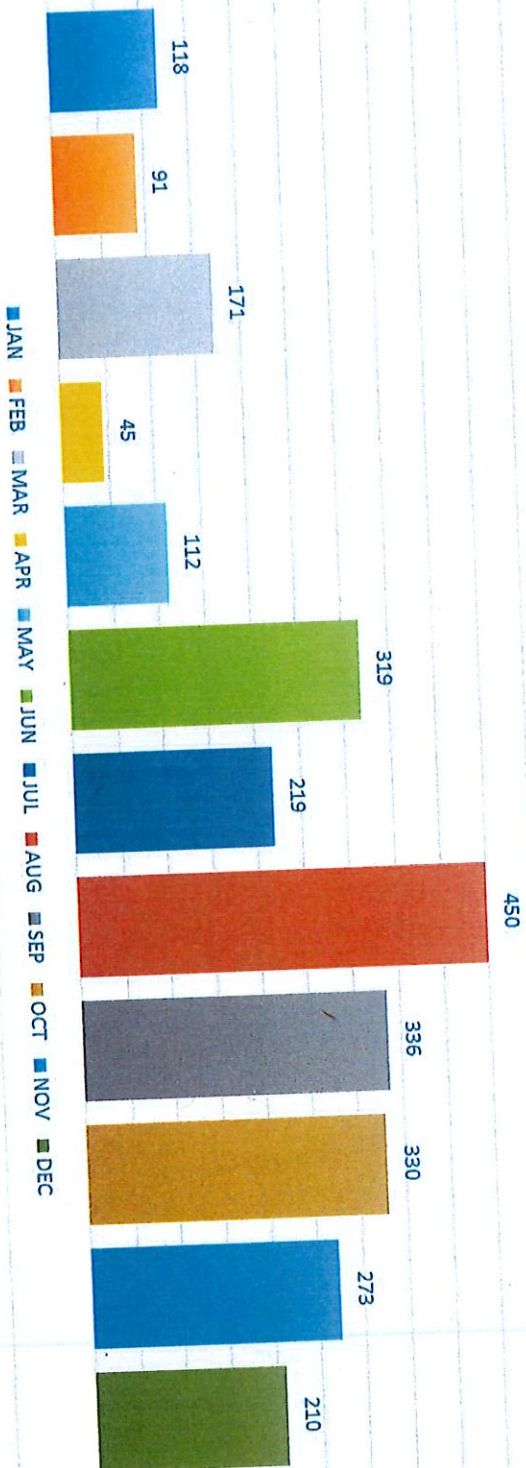
BURGLARY/THEFT



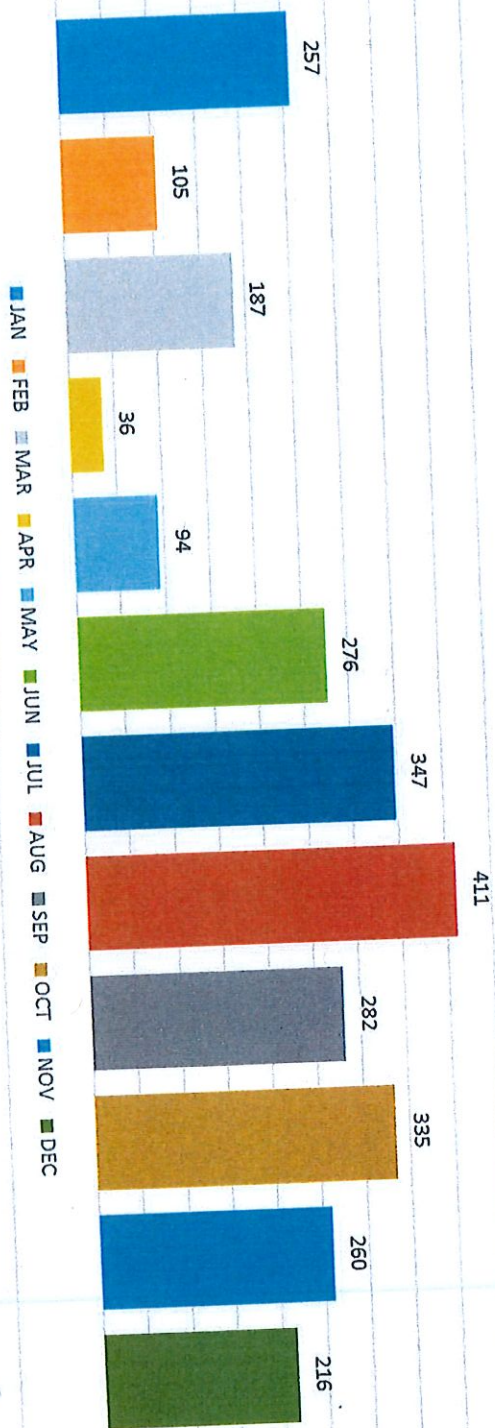
CITATIONS



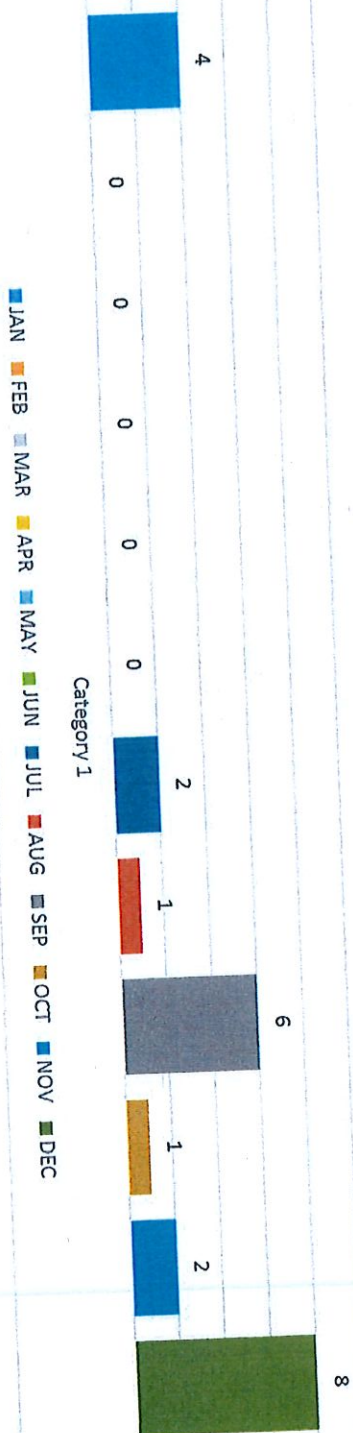
WARNINGS




TRAFFIC STOPS



MHMR



TRUCK VIOLATIONS



Category 1

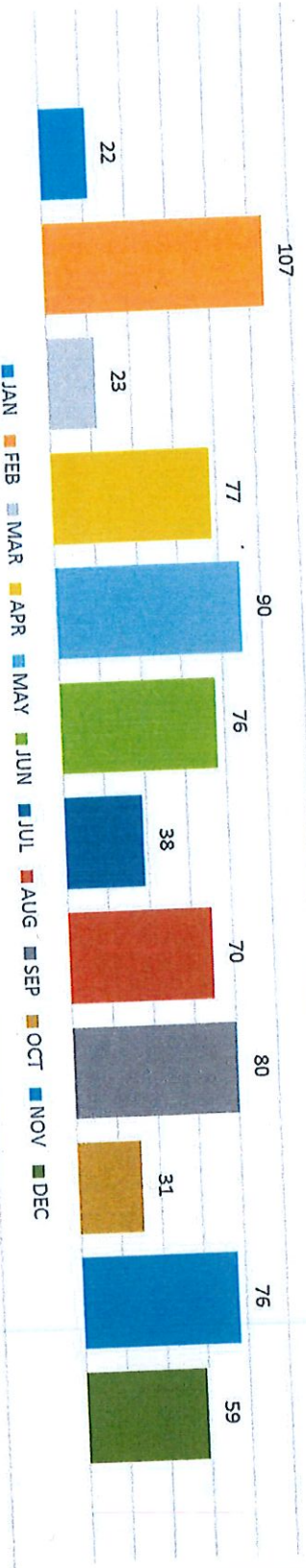
JAN FEB MAR APR MAY JUN JUL AUG SEP OCT NOV DEC

CASES CLEARED



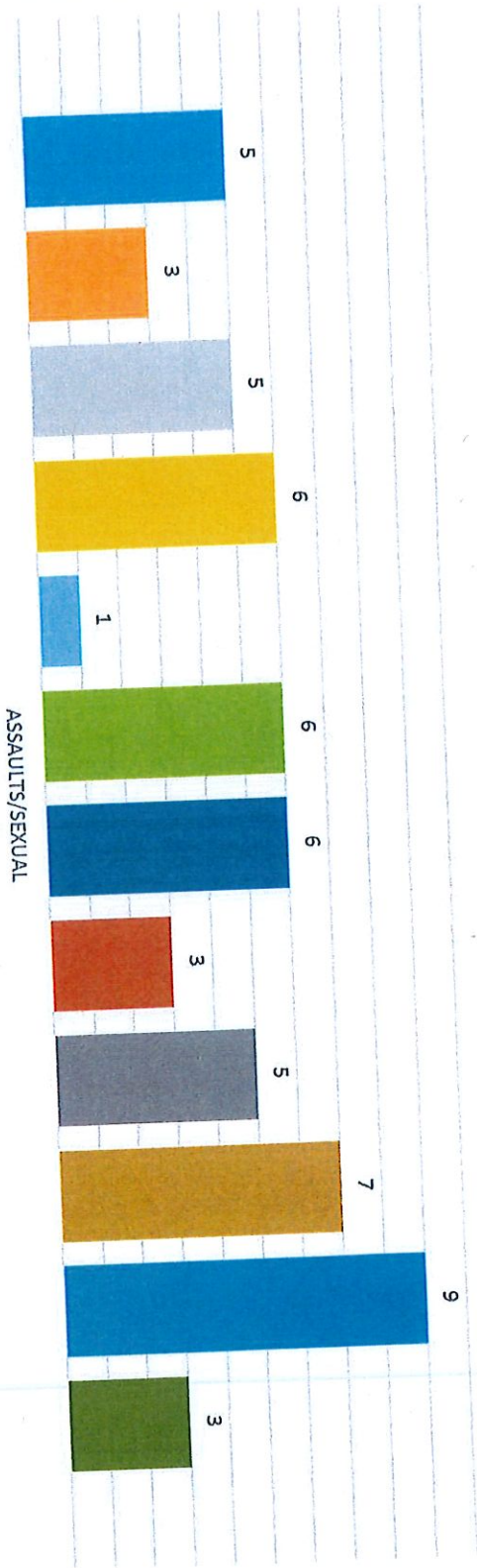
JAN FEB MAR APR MAY JUN JUL AUG SEP OCT NOV DEC

BUILDING CHECKS



JAN FEB MAR APR MAY JUN JUL AUG SEP OCT NOV DEC

ASSAULTS/ SEXUAL/RAPE



■ JAN ■ FEB ■ MAR ■ APR ■ MAY ■ JUN ■ JUL ■ AUG ■ SEP ■ OCT ■ NOV ■ DEC



Animal Control January 2021 total

Service Calls: 40

Dog Pickup: 16

Cat Pickup 14

Dead Animal Pickup: 11

Cat Euthanized: 13

Dog Euthanized: 5

Owner Reclaim: 5

Adoption: 2

Rescue Group: 10

Bat: 0

Snake: 1

Opossum: 2

Raccoon: 0

Skunk: 0

Fox: 0

Warning Issued: 3

Citation Issued: 1

Summary of Activities for January 2021

Summary of task below are in conjunction with routine task performed by field staff in providing water & wastewater treatment, Streets & Parks maintenance.

Management Activities:

- 1/9/21: Jason Morales started today
- 1/13/21: John Garza quit today, (no notice)
- Working on TWDB, water loss survey for 2020
- Approved final pay app for WTP, construction on Water Treatment Plant facilities building

Projects:

- Meter change out / upgrades: Continuing to work on this, stopped during meter reading and rereads
- 1/13/21: Accurate here to change out meters, Prison, Ashland & Park Place Landing
- Pecan Street / Update, paving complete /
- Pullin Street / Update, Paving complete
- Sewer lines: Booe, Shaw, HWY 72 (Sharon Chessler) Engineers will be looking into these
- Water pressure issues, Ila, need to run new water line and tie in dead end mains in area /

Notes: Lights for baseball fields have been requested to be on (Bryan Martin)

- Meeting with TYMCO, street sweeper / will be here on February 4th for a demonstration

Training Activities

INFORMATIONAL MORNING MEETINGS ABOUT WHAT WE DO AND WHY WE DO IT

- 1/19/2021: Austin Bryan passed his class "C" Water Operator exam

See attached sheets for additional information on monthly activities

1. Summary of Activities
2. Field Operations Report (work order report)
3. Water Loss Report
4. Water MOR
5. Water Stage Restrictions
6. Wastewater Reports
7. Streets reports
8. Parks report

The reports listed above are included in your packet and compiled by the department Supervisor's

Water:

01/15/2021: Flushing /

01/19/21: Lead and copper letters mailed to customers and COD sent to TCEQ (July-Dec 2020)

01/20/21: Well #16 pulled for repair, replaced all in hole material (Weisinger Incorporated)

01/22/21: Water outage letter for 400 blk of N. Sunset Strip, (**Pecan Grove RV Park Meter replacement**)

e RV Park Meter replacement)

01/25/21: New 3" meter, with 2" RPZ backflow device installed and hooked up (Pecan RV)

- Boil Water Notice issued: sample taken and BWNR on 28th
- 01/26/21: Disconnects for non-payments (55 +) / WQP samples taken for this quarter /
- Rereads 145 +

Wastewater:

No violations for the month of January

1/14-15/21: 712 Aransas, install new collection lateral line from curb to main (install backflow device per city manager)

01/19/21: SSO's Robinhood & Nixon

STREETS:

Please see full Street report.

1/21/2021: Work on 800 Blk. Graham rd, grade, add base and roll,

Parks:

1/9/21: Started installing gates, fencing and sign

1/12/21: Contacted Spectrum about score boards and controllers

01/18/21: Work on Scoreboards (Spectrum) and deliver controllers. / meet with Hellas about entrance sign

- Working on Johnny Bear field, dug outs, fence, / field

SUMMARY:

WATER PRODUCED: 40,839,497 G

WATER LOSS: 4,793,689 G / 11.47 %

WWTP FLOW: 34.112 MG / Rain, 0.4"

Service orders completed, all departments: 2,262

WATER Conservation plan: STAGE restrictions: Recommend stay at stage II

BOIL WATER OTICES: 1

SSO'S: 2

Jerry Higgins

Public Works Director

[illegible][illegible][illegible][illegible]

WATER LOSS REPORT

(BASED ON BILLING CYCLE - DEC 2020- JANUARY 2021)

WATER PRODUCED FROM WELLS:**WATER ACCOUNTED FOR AT METERS THROUGH BILLING:****WATER UNACCOUNTED FOR THROUGH READINGS AND BILLINGS:****Un-METERED WATER (AUTHORIZED)****FIRE DEPARTMENT USE:****SEWER DEPARTMENT USE:****UNBILLED CONSUMPTION:****TOTAL UN-METERED WATER (AUTHORIZED):****METERED (COMMERCIAL / OTHER)****BULK WATER:****CONTRACTOR:****FLUSHED LINES:****WATER ACCOUNTED FOR IN STORAGE AND LINES:****WATER LEAKS****NUMBER OF WATER LEAKS:****WATER LEAK WATER LOSS ESTIMATES:****TOTAL OF WATER ACCOUNTED FOR:****WATER LOSS:****WATER LOSS PERCENT:**

		LEAKS		Gallons
41,778,844	1	25,523		
31,327,000	2	34,254		
	3	27,872		
10,451,844	4	58,507		
	5	39,966		
	6	48,111		
3,000	7	66,647		
13,500	8	39,883		
2,600	9	71,088		
19,100	10	43,668		
	11	35,544		
	12	43,000		
0	13	62,712		
16,000	14	6,200		
98,150	15	8,530		
4,790,000	16	126,000		
	17			
16	18			
737,505	19			
	20			
36,985,155	21			
4,793,689	22			
11.47%	TOTAL	737,505		

TEXAS COMMISSION ON ENVIRONMENTAL QUALITY

#1

MONTHLY REPORT

WATER WORKS OPERATIONS FOR
GROUND WATER SUPPLIES
(1) NAME OF SYSTEM - CITY OF KENEDY
(1a) WATER SYSTEM I.D. NO. - 1280002

COUNTY OF KARNES
MONTH OF JANUARY 2021

Day of Week	Pumpage to Distribution System				(6) Disinfection LBS>/DAY	(7) Corrosion Control	(8) Taste and Odor Control	(9) Fluoride Residuals
	(2) Direct from Wells to Plant	(3) From Ground Storage to Distribution System	(4) Purchased from Others	(5) Total Pumpage to Distribution				
1.	1,682,000	1,210,772		1,210,772	21			
2.	1,625,000	1,355,328		1,355,328	25			
3.	1,851,000	1,406,233		1,406,233	25			
4.	1,859,000	1,330,922		1,330,922	31			
5.	1,983,000	1,526,256		1,526,256	30			
6.	1,762,000	1,363,678		1,363,678	28			
7.	1,640,000	1,319,617		1,319,617	22			
8.	1,616,000	1,278,650		1,278,650	24			
9.	1,676,000	1,230,289		1,230,289	26			
10.	1,675,000	1,414,939		1,414,939	25			
11.	1,646,000	1,088,617		1,088,617	22			
12.	1,906,000	1,333,544		1,333,544	28			
13.	1,892,000	1,308,606		1,308,606	29			
14.	1,744,000	1,334,839		1,334,839	28			
15.	1,681,000	1,272,422		1,272,422	22			
16.	1,833,000	1,319,517		1,319,517	23			
17.	1,581,000	1,156,222		1,156,222	23			
18.	1,618,000	1,288,778		1,288,778	25			
19.	1,667,000	1,337,322		1,337,322	25			
20.	1,652,000	1,273,778		1,273,778	24			
21.	1,704,000	1,356,194		1,356,194	23			
22.	1,758,000	1,343,517		1,343,517	26			
23.	1,799,000	1,294,772		1,294,772	25			
24.	1,810,000	1,387,678		1,387,678	32			
25.	1,747,000	1,510,456		1,510,456	23			
26.	1,763,000	1,331,189		1,331,189	28			
27.	1,835,000	1,309,672		1,309,672	26			
28.	1,573,000	1,232,939		1,232,939	24			
29.	1,446,000	1,124,517		1,124,517	25			
30.	1,798,000	1,365,778		1,365,778	29			
31.	1,792,000	1,432,456		1,432,456	27			
Total	53,614,000	40,839,497	0	40,839,497	794	0	0	0
Avg.	1,729,484	1,317,403	0	1,317,403	25.6	0	0	0
Max.	1,983,000	1,526,256		1,526,256	32			
Min.	1,446,000	1,088,617		1,088,617	21			

No. Of Active Services (10) - 1,614 Meters
3,133 Connections
Chemical Analysis (11) 01-01-2020

Dates and Results of Bacteriological Analysis (12) - January 19, 2021 / 7 Samples submitted - All O.K.

Reservoirs of Tanks Checked - July 27, 2020

Dead Ends Flushed (14) - 22

General Remarks (15) -

Submitted By (16)

Certificate No. and Class (17) WG0015819 Class C - Ground Water

Report prepared by Hector Salinas & Austin Bryan on 02-03-2021.

NO WATER RESTRICTIONS

STAGE WATER RESTRICTION REPORT


MONTH	Total Water to Distribution		Total Ro Production per day 1704 gpm		Stage I 65%	Stage II 75 %	Stage III 85%	Stage IV 90%
Jan-21								
1	1,210,772	2,453,760	1,594,944	1,840,320	2,085,696	2,208,384		
2	1,355,328	2,453,760	1,594,944	1,840,320	2,085,696	2,208,384		
3	1,406,233	2,453,760	1,594,944	1,840,320	2,085,696	2,208,384		
4	1,330,922	2,453,760	1,594,944	1,840,320	2,085,696	2,208,384		
5	1,526,256	2,453,760	1,594,944	1,840,320	2,085,696	2,208,384		
6	1,363,678	2,453,760	1,594,944	1,840,320	2,085,696	2,208,384		
7	1,319,617	2,453,760	1,594,944	1,840,320	2,085,696	2,208,384		
8	1,278,650	2,453,760	1,594,944	1,840,320	2,085,696	2,208,384		
9	1,230,289	2,453,760	1,594,944	1,840,320	2,085,696	2,208,384		
10	1,414,939	2,453,760	1,594,944	1,840,320	2,085,696	2,208,384		
11	1,088,617	2,453,760	1,594,944	1,840,320	2,085,696	2,208,384		
12	1,333,544	2,453,760	1,594,944	1,840,320	2,085,696	2,208,384		
13	1,308,606	2,453,760	1,594,944	1,840,320	2,085,696	2,208,384		
14	1,334,839	2,453,760	1,594,944	1,840,320	2,085,696	2,208,384		
15	1,272,422	2,453,760	1,594,944	1,840,320	2,085,696	2,208,384		
16	1,319,517	2,453,760	1,594,944	1,840,320	2,085,696	2,208,384		
17	1,156,222	2,453,760	1,594,944	1,840,320	2,085,696	2,208,384		
18	1,288,778	2,453,760	1,594,944	1,840,320	2,085,696	2,208,384		
19	1,337,322	2,453,760	1,594,944	1,840,320	2,085,696	2,208,384		
20	1,273,778	2,453,760	1,594,944	1,840,320	2,085,696	2,208,384		
21	1,356,194	2,453,760	1,594,944	1,840,320	2,085,696	2,208,384		
22	1,343,517	2,453,760	1,594,944	1,840,320	2,085,696	2,208,384		
23	1,294,772	2,453,760	1,594,944	1,840,320	2,085,696	2,208,384		
24	1,387,678	2,453,760	1,594,944	1,840,320	2,085,696	2,208,384		
25	1,510,456	2,453,760	1,594,944	1,840,320	2,085,696	2,208,384		
26	1,331,189	2,453,760	1,594,944	1,840,320	2,085,696	2,208,384		
27	1,309,672	2,453,760	1,594,944	1,840,320	2,085,696	2,208,384		
28	1,232,939	2,453,760	1,594,944	1,840,320	2,085,696	2,208,384		
29	1,124,517	2,453,760	1,594,944	1,840,320	2,085,696	2,208,384		
30	1,365,778	2,453,760	1,594,944	1,840,320	2,085,696	2,208,384		
31	1,432,456	2,453,760	1,594,944	1,840,320	2,085,696	2,208,384		
	40,839,497							
	1,317,403							



CITY OF KENEDY W.W.T.P. DAILY SAMPLES

MONTH/YEAR: January 2021

DAY	DAILY FLOW (MGD)	EFFLUENT						AERATION BASIN						RAIN IN INCHES	INITIALS	INFLUENT	
		D.O.	PH	TEMP °	CZ/PRE	CZ/EFF	CZ/MAN	AMM.	D.O.	PH	TEMP °	SU-5	SV-30			PH	D.O.
1	1.091				1.80	0.06	0.5	0.07						0.0	CC		
2	1.112				1.90	0.07	0.5	0.07						0.0	CC		
3	1.128				2.00	0.04	0.5	0.07						0.0	CC		
4	1.055	7.80	6.55	21.5C	3.10	0.06	0.4	0.07	2.36	6.59	21.5C	970	820	0.0	RTR		
5	1.201	6.95	6.61	21.3C	2.50	0.04	0.4	0.07	2.15	6.60	21.6C	970	815	0.0	CC		
6	1.122				3.80	0.06	0.5	0.07						0.0	CC		
7	1.031				3.50	0.07	0.5	0.07						0.0	CC		
8	0.959				3.60	0.08	0.5	0.07						0.0	CC		
9	1.106				5.00	0.08	0.1							0.0	MG		
10	1.421				5.90	0.07	0.3							0.4	MG		
11	1.153	8.26	6.56	18.7C	3.10	0.06	0.3	0.06	2.85	6.59	18.4C	940	740	0.0	RTR		
12	1.072	8.37	6.51	17.6C	3.50	0.03	1.1	0.06	1.58	6.56	17.3C	940	790	0.0	RTR		
13	1.076				3.60	0.07	0.9							0.0	RTR		
14	1.044				4.10	0.09	0.2							0.0	RTR		
15	0.964				1.60	0.01	0.1	0.07						0.0	RTR		
16	0.983				2.90	0.08	0.2							0.0	RTR		
17	1.017				1.70	0.02	0.1	0.07						0.0	RTR		
18	1.143				2.00	0.04	0.2	0.07						0.0	CC		
19	1.073	6.77	6.64	19.0C	2.30	0.05	0.2	0.07	1.69	6.61	18.8C	940	780	0.0	CC		
20	1.148	7.74	6.89	21.4C	1.90	0.03	0.3	0.08	0.69	6.79	22.7C	940	720	0.0	RTR		
21	1.193				1.43	0.02	0.4	0.08						0.0	CC		
22	1.175				2.70	0.03	1.2	0.88						0.0	CC		
23	0.906				2.50	0.05	1.0	0.08						0.0	CC		
24	1.344				2.30	0.04	1.2	0.08						0.0	CC		
25	1.168	7.06	6.74	24.0C	1.90	0.09	0.4	0.08	1.54	6.77	23.4C	930	670	0.0	RTR		
26	1.053	7.79	7.21	20.8C	1.10	0.03	0.5	0.07	0.77	6.81	24.2C	940	720	0.0	MG		
27	1.085				1.90	0.05	0.5							0.0	MG		
28	1.052				1.50	0.02	0.6							0.0	RTR		
29	1.015				3.50	0.09	0.6	0.78						0.0	RTR		
30	1.079				2.20	0.03	0.1	0.08						0.0	MG		
31	1.143				2.30	0.03	0.1							0.0	MG		
TOTAL	34.112													0.4			
AVERAGE	1.100	7.59	6.71	#DIV/0!	2.68	0.05	0.5	0.14	1.70	6.67	#DIV/0!	946	757	0.0		#DIV/0!	#DIV/0!
MINIMUM	0.906	6.77	6.51	0	1.10	0.01	0.1	0.06	0.69	6.56	0.0	930	670	0.0		0.00	0.00
MAXIMUM	1.421	8.37	7.21	0	5.90	0.09	1.2	0.88	2.85	6.81	0.0	970	820	0.4		0.00	0.00



Street Department

Report for January 2021

STREETS

Crew patched 15 days, Graded 10 days, Swept 15 days, Removed Limbs 3 days, & Base Repair 4 days. Materials Used: approx. 59.3 cubic yards Type D, 127.7 cubic yards of Base, 10.8 cubic yards of Top Soil, 6 bags of Portland Cement, and 2 bags of Ready Mix Cement.

SIGNS, ETC.

Crew set up 2 temporary Stop Signs, and adjusted 4 Barricades.

CONSTRUCTION

Crews worked on Drainage 4 days, Installed New Water Meters 10 days, and worked at the City Park 6 days.

Misc.

Crews Mowed 7 days, Picked Up Trash 12 days, Delivered 8 Trash Carts, Picked Up 4 Trash Carts, attended the Collection Station 2 days, Picked up Trash 12 days, worked at City Hall 2 days, and Weed Eat 7 days.



Water Treatment Plant
604 Cottonwood, Kenedy, Texas 78119

MONTHLY REPORT JANUARY 2021

01/01/2021

-HAPPY NEW YEAR

01/05/2021

-Kemco (BJA) delivered 3-drums of cleaning solution for Trains. (Membranes)

01/07/2021

-Austin and Kyle cleaned air relief valve on Arsenic Adsorber #2.
-Changed out 3/8 poly lines on Cl2 system.

01/08/2021

-Turned in Monthly Reports to Jerry (PWD).
-Austin worked on DLQOR and submitted it TCEQ through the STEERS account.
-E-mailed Russell with EvergreenUWCD the Yearly Water Well Usage.
-JS Haren's crew showed up at R.O. Plant to change out warranted stainless steel pre-filter canister for Train "C". Russell mentioned if we could get him this information on a monthly or quarterly. (Yes)

01/10/2021

-Got called out by Austin for assistance on FM Pump Station issues, Booster Pumps would not run. Found a bad transducer at the Hospital Tower.

01/11/2021

-Checked FM 719 Pump Station and set-up Booster Pumps on auto, BP #3 came "on" and topped off Hospital Tower. (117.7')

01/12/2021

-Talked to Jerry (PWD) about pumping capacity and he wants me to get a hold of Sherrill Mercer with Mercer Controls to discuss in what way he can help us with (2) 3,000 gpm pumps on a skid that later on we could make it a part of our operations as a permanent fixture.

- Steve will get the message to Sherrill so Jerry and I can discuss it with him if he is interested in our upgrade.
- Guy Diogaude with Mercer Controls is coming to work on the SCADA System and I am going to see if he can help us with the FM 719 Pump Station. Booster Pump #3 will not turn off on it's own in auto mode.

01/13/2021

- Jerry (PWD) asked for Austin's evaluation.
- Jerry notified me that new meters are being installed at Ashland, Connally Prison, and Park Place Apartments. Austin and I visited the Prison Site.
- Kyle Davis, new employee at the R.O. Plant informed that his dad had tested positive for Covid-19. Notified Jerry (PWD) and he said to send Kyle home to quarantine for 10 days and that he could return when he tested negative after the 10 days of quarantine.
- Discussed with Jerry new computer for the R.O. Plant and he said to get the City (IT) person to set it up.
- Talked to Daniel with Kemco, he said that he will be here on the 18th of January to start the Train Cleanings.

01/14/2021

- Called Jeff (IT) when he could install new computer at R.O. Plant. He will be here on Monday the 18th.

01/15/2021

- Purchased and installed 10' of chain to lock down the flow meter by-pass at Connally Prison meter vault.
- Kyle called and informed me that he had tested positive for Covid-19.
- Talked to Daniel and Melissa with Kemco (BJA) about our situation with Covid-19. Melissa rescheduled the Train cleaning to February 5th.
- Changed out 4' fluorescent bulbs in R.O. Building and Arsenic Adsorber Building.

01/16/2021

- Came in to do Plant work, noticed fluctuation on flow graph. Well #16 was not running, made adjustments to Well #8. Checked Well #16, (2) phases had over amperage. Amps. (A)-124.7; (B)-114.1; (C)-64.1, Voltage (A-B)-427.8; (A-C)-431.1; (B-C)-437.6
- Restarted Well #16, ran for (10) minutes and cut off due to over amps, there was also some vibration on the seal block.
- Talked to Jerry (PWD), he said to get someone out here Monday 18th. Steve Martin with Weisinger will be out here with a crew Monday afternoon.

01/18/2021

-Austin called to let me know that Well #11 was off. Called Jerry (PWD) to let him know. Came in and checked Well #11, electrical had some blown out power surge protectors blown out. Called Jerry and let him know and sent pictures.

01/19/2021

-Steve with Weisinger checked Well #16, motor short to ground. Steve checked Well #11, electrically motor checked out good. We will have to run it to check the mechanical parts.

-Weisinger rig showed up to pull Well #16. (10:30 AM)

-Austin tested for his "C" Water License. (Passed)

01/20/2021

-Weisinger continuing to work on Well #16. This morning they were going back in with the new pump and motor, electrical wire, (5) new 5" columns, air line, and new 1" pvc line.

-Talked to Jerry (PWD) and gave him update on Well #16 and Well #11 and update with chemical containment from Mercer Controls.

-Weisinger ran Well #16 to ground to get well ready for disinfection.

-Weisinger finished Well #16, Austin and I Disinfected Well #16 to get ready for bacteria sample tomorrow.

01/21/2021

-Purged Well #16 of Chlorine and collected Bacti-Sample.

01/22/2021

-Called PCS Lab for Bacti. Lab analysis. Well #16 "Passed", but I still don't have a paper copy of results.

-Started purging Well #16 so we can put well into production when we have Bacteria Sample paper copy.

-Received paper copy for Bacteria sample, Well #16 is back in Production.

(5:00 PM) Made adjustments to R.O. Plant and Arsenic Adsorber System.

-Installed new Chlorine Booster Pump/Motor and New 1½" PRV (Pressure Reducing Valve).

01/23/2021

-Austin checked water levels on Well's #11 and #16, Level were good.

01/24/2021

-Kyle Davis (R.O. Plant Employee) called and asked when he could return to work, told him that when he test negative for Covid-19.

01/25/2021

- Removed snubber from High Arsenic Tank transducer. We had been getting some erratic readings.
- Kyle Davis tested negative and will return to work tomorrow.

01/26/2021

- Met with Jerry on new method of call out for primary phone.
- Kyle back on duty at R.O. Plant.

01/27/2021

- Talked to Daniel with Kemco to confirm Train cleaning on Monday February 1st.

01/28/2021


- Installed 4" check valve on Well #11.
- Talked to Jerry, he needs copy of Water loss Report from Texas Water Development Board.

01/29/2021

- Installed new air relief valve on Arsenic Adsorber piping.
- Informed Jerry that I never got a copy of the TWDB Survey and that Kyle will be leaving in May to the Military.
- Daniel with Kemco called that he will be here Tuesday 2nd instead of Monday 1st.

- At the beginning of the month worked on monthly reports
- Answered and sent several e-mails/phone calls with Contractors, vendors, and contractors.

Hector Salinas



Water Superintendent

TEXAS COMMISSION ON ENVIRONMENTAL QUALITY

#1

MONTHLY REPORT

WATER WORKS OPERATIONS FOR
GROUND WATER SUPPLIES
(1) NAME OF SYSTEM - CITY OF KENEDY
(1a) WATER SYSTEM I.D. NO. - 1280002

COUNTY OF KARNES
MONTH OF JANUARY 2021

Day of Week	Pumpage to Distribution System				(6) Disinfection LBS>/DAY	(7) Corrosion Control	(8) Taste and Odor Control	(9) Fluoride Residuals
	(2) Direct from Wells to Plant	(3) From Ground Storage to Distribution System	(4) Purchased from Others	(5) Total Pumpage to Distribution				
1.	1,682,000	1,210,772		1,210,772	21			
2.	1,625,000	1,355,328		1,355,328	25			
3.	1,851,000	1,406,233		1,406,233	25			
4.	1,859,000	1,330,922		1,330,922	31			
5.	1,983,000	1,526,256		1,526,256	30			
6.	1,762,000	1,363,678		1,363,678	28			
7.	1,640,000	1,319,617		1,319,617	22			
8.	1,616,000	1,278,650		1,278,650	24			
9.	1,676,000	1,230,289		1,230,289	26			
10.	1,675,000	1,414,939		1,414,939	25			
11.	1,646,000	1,088,617		1,088,617	22			
12.	1,906,000	1,333,544		1,333,544	28			
13.	1,892,000	1,308,606		1,308,606	29			
14.	1,744,000	1,334,839		1,334,839	28			
15.	1,681,000	1,272,422		1,272,422	22			
16.	1,833,000	1,319,517		1,319,517	23			
17.	1,581,000	1,156,222		1,156,222	23			
18.	1,618,000	1,288,778		1,288,778	25			
19.	1,667,000	1,337,322		1,337,322	25			
20.	1,652,000	1,273,778		1,273,778	24			
21.	1,704,000	1,356,194		1,356,194	23			
22.	1,758,000	1,343,517		1,343,517	26			
23.	1,799,000	1,294,772		1,294,772	25			
24.	1,810,000	1,387,678		1,387,678	32			
25.	1,747,000	1,510,456		1,510,456	23			
26.	1,763,000	1,331,189		1,331,189	28			
27.	1,835,000	1,309,672		1,309,672	26			
28.	1,573,000	1,232,939		1,232,939	24			
29.	1,446,000	1,124,517		1,124,517	25			
30.	1,798,000	1,365,778		1,365,778	29			
31.	1,792,000	1,432,456		1,432,456	27			
Total	53,614,000	40,839,497	0	40,839,497	794	0	0	0
Avg.	1,729,484	1,317,403	0	1,317,403	25.6	0	0	0
Max.	1,983,000	1,526,256		1,526,256	32			
Min.	1,446,000	1,088,617		1,088,617	21			

No. Of Active Services (10) - 1,614 Meters Chemical Analysis (11) 01-01-2020
3,133 Connections

Dates and Results of Bacteriological Analysis (12) - January 19, 2021 / 7 Samples submitted - All O.K.

Reservoirs of Tanks Checked - July 27, 2020

Dead Ends Flushed (14) - 22

General Remarks (15) -

Submitted By (16)

Certificate No. and Class (17) WG0015819 Class C - Ground Water

Report prepared by Hector Salinas & Austin Bryan on 02-03-2021.

CITY OF KENEDY

WATER TREATMENT PLANT

MONTHLY REPORT FOR JANUARY 2021

#2

WATER TREATMENT PLANT PRODUCTION FOR PERIOD OF 01 thru 31, 2021	
TOTAL WELL PUMPAGE - GALLONS:	53,614,000
TOTAL PUMPAGE TO DISTRIBUTION - GALLONS:	40,839,497
WELL PUMPAGE/DISTRIBUTION RATIO:	76% / 24%
ESTIMATED WATER LOSS DUE TO LEAKS, ETC. (SEE ATTACHED LIST) - GALLONS:	
TOTAL CONNECTIONS:	3,133
TOTAL PERMEATE - GALLONS:	23,952,000
TOTAL CONCENTRATE - GALLONS:	10,437,000
TOTAL BLEND - GALLONS:	16,931,000
TOTAL POTABLE WATER PRODUCED (PERMEATE + BLEND) - GALLONS:	40,883,000
TOTAL POTABLE WATER PRODUCED (PERMEATE + BLEND) - RATIO:	59% / 41%

SOLD + ESTIMATED LOSS vs PUMPAGE TO DISTRIBUTION FOR PERIOD OF DECEMBER 12, 2020 thru JANUARY 12, 2021	
TOTAL PUMPAGE TO DISTRIBUTION - GALLONS:	42,778,844
TOTAL GALLONS METERED (SOLD) - GALLONS:	31,329,600
ESTIMATED WATER LOSS - GALLONS:	
TOTAL GALLONS METERED (SOLD) + ESTIMATED WATER LOSS - GALLONS:	31,329,600
PUMPAGE TO DISTRIBUTION SOLD/LOSS RATIO:	73% / %

ALL R.O. TRAINS - TOTAL GALLONS: PERMEATE / CONCENTRATE / PERCENT REJECTION:				
TRAIN "A" PERMEATE:	3,316,000	TRAIN "A" CONCENTRATE:	1,511,000	69% / 31%
TRAIN "B" PERMEATE:	3,838,000	TRAIN "B" CONCENTRATE:	1,576,000	71% / 29%
TRAIN "C" PERMEATE:	9,396,000	TRAIN "C" CONCENTRATE:	3,705,000	72% / 28%
TRAIN "D" PERMEATE:	7,402,000	TRAIN "D" CONCENTRATE:	3,645,000	67% / 33%
TRAIN "E" PERMEATE:		TRAIN "E" CONCENTRATE:		/
TOTAL PERMEATE - GALLONS:	23,952,000	TOTAL CONCENTRATE - GALLONS:	10,437,000	70% / 30%
BLEND PUMP "A":	577,000			
BLEND PUMP "B":	9,899,000			
BLEND PUMP "C":	6,455,000			
TOTAL BLEND - GALLONS:	16,931,000	ALL TRAINS + ALL BLEND PUMPS = TOTAL WATER - GALS:		40,883,000

NEW MEDIA WAS INSTALLED AND ADSORBER#2 WAS PLACED ONLINE ON :10-07-2020. EST. TOTAL FLOW: 125,000 (X 1000)	
TOTAL FLOW ESTIMATED THROUGH MEDIA DURING THE MONTH OF JANUARY 2021 (X 1000) ⇒	9,722
TOTAL FLOW ESTIMATED AVAILABLE TO BE PROCESSED THROUGH EXISTING MEDIA: (X 1000) ⇒	85,096

CONTINUED ON PAGE #2

MONTHLY REPORT FOR JANUARY 2021

PAGE #2

#3

WATER WELL PRODUCTION:		INDIVIDUAL WELL INFORMATION:	
WELL #8:	3,084,000	Current Flow Rate:	257 GPM
WELL #10:	773,000	Current Flow Rate:	328 GPM
WELL #11:	2,959,000	Current Flow Rate:	69 GPM
WELL #13:	895,000	Current Flow Rate:	20 GPM
WELL #14:	17,435,000	Current Flow Rate:	360 GPM
WELL #15:	15,792,000	Current Flow Rate:	362 GPM
WELL #16:	12,676,000	Current Flow Rate:	358 GPM
WELL #:			
TOTAL GALLONS:	53,614,000	TOTAL FLOW AVAILABLE:	1,754 GPM DATE: 02-03-2021

ELECTRICITY USAGE:				
LOCATION:	START DATE:	END DATE:	KWh:	TOTAL:
WELL #8, includes Water Treatment Plant	11/30/2020	12/31/2020	61,884	\$10,242.28
WELL #10	11/10/2020	12/11/2020	1,945	\$648.61
WELL #11, Well #13, and WELL #16	11/02/2020			
WELL #14	11/02/2020			
WELL #15	11/02/2020			
WELL #				
WELL #				
			TOTAL:	\$10,890.89

CHEMICAL/5micron FILTER USAGE:			
CHEMICAL/UNIT:	UNITS:	PRICE/UNIT:	TOTAL:
SODIUM HYDROXIDE - 50% SOLUTION - GALLONS:	0	?	\$0.00
SCALE FREE 2800 ANTISCALANT - GALLONS:	189	\$14.77	\$2,791.53
CHLORINE - POUNDS:	794	\$0.92	\$730.48
CARBON DIOXIDE-LIQUID GAS (CO2)-POUNDS:	233	\$0.45	\$104.85
5-micron FILTER - EACH:	22	\$15.50	\$341.00
		TOTAL:	\$3,967.86

TRAIN RUN-TIME HOURS:					
	START HOURS:	END HOURS:	TOTAL:	DAYS OF OPERATION:	DAILY AVERAGE HOURS RAN:
TRAIN A	1416.1	1765.7	712.9	31	23.0
TRAIN B	1131.4	1496.3	364.9	31	11.8
TRAIN C - Booster Pump Q100	3073.4	3403.1	329.7	31	10.6
TRAIN C - Booster Pump Q200	7362.6	7768.1	405.5	31	13.1
TRAIN D	28835.6	29576.9	741.3	31	23.9

REPORT COMPLETED BY HECTOR SALINAS AND AUSTIN BRYAN ON 02-03-2021.

**WATER TREATMENT PLANT - ARSENIC ADSORBER
MEDIA TOTAL FLOW AFTER INSTALLATION
MONTH OF JANUARY 2021**

#4

NOTE: NEW MEDIA WAS INSTALLED AND ADSORBER#2 WAS PLACED ONLINE ON 10-07-2020

D A T E	ADSORBER VESSEL FLOW		TOTAL FLOW THROUGH VESSELS (PARALLEL OR SERIES) (X 1000)	ADSORBER BY-PASS FLOW (X1000)	COMBINED ADSORBER + BY-PASS FLOW (X 1000)	BOOSTER PUMP FLOW(X 1000)			TOTAL BOOSTER PUMP FLOW (X 1000)	PERCENT (%) ADSORBER /BY-PASS RATIO
	#1 (X 1000)	#2 (X 1000)				#1	#2	#3		
01	231		231	245	476	490			490	49% / 51%
02	218		218	232	450	462			462	48% / 52%
03	230		230	245	475	490			490	48% / 52%
04	332		332	359	691	583	135		718	48% / 52%
05	337		337	359	696		722		722	48% / 52%
06	273		273	273	546		564		564	50% / 50%
07	229		229	229	458		470		470	50% / 50%
08	229		229	232	461		476		476	50% / 50%
09	225		225	232	457		470		470	49% / 51%
10	243		243	254	497		512		512	49% / 51%
11	217		217	229	446		459		459	49% / 51%
12	297		297	312	609		631		631	49% / 51%
13	312		312	329	641		663		663	49% / 51%
14	244		244	269	513		530		530	48% / 52%
15	222		222	228	450		463		463	49% / 51%
16	236		236	235	471		484		484	50% / 50%
17	483		483	0	483		471		471	100% / 0%
18	495		495	0	495	73	410		483	100% / 0%
19	502		502	0	502	490			490	100% / 0%
20	461		461	0	461	452			452	100% / 0%
21	511		511	0	511	499			499	100% / 0%
22	564		564	0	564	557			557	100% / 0%
23	259		259	272	531	548			548	49% / 51%
24	276		276	286	562	579			579	49% / 51%
25	289		289	288	577	521	73		594	50% / 50%
26	298		298	312	610		493	139	632	49% / 51%
27	281		281	308	589			608	608	48% / 52%
28	225		225	252	477			493	493	47% / 53%
29	458		458	241	699			487	487	66% / 34%
30	274		274	288	562			581	581	49% / 51%
31	271		271	295	566			586	586	48% / 52%
TOTAL:	9,722	0	9,722	6,804	16,526	5,744	8,026	2,894	16,664	
AVG:	314	0	314	219	533	479	472	482	538	59% / 41%
MAX:	564		564	359	699	583	722	608	722	100% / 53%
MIN:	217		217	0	446	73	73	139	452	47% / 0%
85,096 (X 1000) ← FLOW AVAILABLE TO BE PROCESSED THROUGH EXISTING MEDIA IN LEAD VESSEL										

REPORT PREPARED BY HECTOR SALINAS AND AUSTIN BRYAN ON 02-03-2021.

CITY OF KENEDY

WATER WELL PUMPAGE

FOR JANUARY 2021

#5

DATE:	WELL #8 (X 1000)	WELL #10 (X 1000)	WELL #11 (X 1000)	WELL #13 (X 1000)	WELL #14 (X 1000)	WELL #15 (X 1000)	WELL #16 (X 1000)	DAILY TOTAL:
1	0	35	98	27	523	493	506	1,682,000
2	38	0	98	28	465	495	501	1,625,000
3	38	19	95	28	584	568	519	1,851,000
4	37	19	95	29	585	569	525	1,859,000
5	18	38	90	28	648	634	527	1,983,000
6	18	0	94	28	622	495	505	1,762,000
7	0	37	99	27	476	496	505	1,640,000
8	46	10	112	30	500	378	540	1,616,000
9	45	36	102	29	446	502	516	1,676,000
10	46	36	101	28	445	503	516	1,675,000
11	27	36	101	28	446	502	506	1,646,000
12	28	19	93	29	641	570	526	1,906,000
13	16	19	91	28	651	570	517	1,892,000
14	19	19	97	28	553	512	516	1,744,000
15	17	39	101	28	461	518	517	1,681,000
16	285	35	149	30	541	536	257	1,833,000
17	285	36	150	31	542	537	0	1,581,000
18	324	36	150	30	542	536	0	1,618,000
19	390	36	0	28	636	577	0	1,667,000
20	361	38	0	29	636	588	0	1,652,000
21	390	37	0	29	638	589	21	1,704,000
22	370	38	58	30	616	623	23	1,758,000
23	50	25	118	30	569	504	503	1,799,000
24	61	24	118	30	568	505	504	1,810,000
25	0	25	118	30	569	504	501	1,747,000
26	40	18	97	27	616	473	492	1,763,000
27	38	0	109	30	622	502	534	1,835,000
28	0	47	112	30	524	328	532	1,573,000
29	11	0	116	30	594	165	530	1,446,000
30	47	8	98	29	588	510	518	1,798,000
31	39	8	99	29	588	510	519	1,792,000
Total	3,084	773	2,959	895	17,435	15,792	12,676	53,614,000
Avg.	99	25	95	29	562	509	409	1,729,484
Max.	390	47	150	31	651	634	540	1,983,000
Min.	0	0	0	27	445	165	0	1,446,000

REMARKS: on 1-21 & 22-21 we flushed to ground, due to well being down. Well #16 went down on 1-17-21, Weisinger came in and replaced motor,pump,wire,airline, and (5) columns.

REPORT PREPARED BY HECTOR SALINAS & AUSTIN BRYAN ON 02-03-2021.

CITY OF KENEDY - WATER TREATMENT PLANT - R.O. TRAIN DAILY FLOWS FOR JANUARY 2021

DATE:	R.O. TRAIN PERMEATE:					R.O. TRAIN CONCENTRATE (BRINE):					BLEND PUMP:			
	Train "A"	Train "B"	Train "C"	Train "D"	TOTAL:	Train "A"	Train "B"	Train "C"	Train "D"	TOTAL:	Pump "A"	Pump "B"	Pump "C"	TOTAL:
1	193,000	1,000	302,000	242,000	738,000	88,000	14,000	117,000	116,000	335,000			504,000	504,000
2	37,000	206,000	309,000	246,000	798,000	16,000	87,000	121,000	118,000	342,000			475,000	475,000
3	203,000	23,000	309,000	247,000	782,000	92,000	11,000	121,000	118,000	342,000			505,000	505,000
4	55,000	195,000	309,000	248,000	807,000	25,000	80,000	121,000	120,000	346,000		158,000	576,000	734,000
5	210,000	67,000	316,000	251,000	844,000	95,000	11,000	124,000	121,000	351,000		722,000		722,000
6	60,000	186,000	303,000	240,000	789,000	27,000	75,000	119,000	116,000	337,000		569,000		569,000
7	161,000	78,000	305,000	242,000	786,000	73,000	29,000	120,000	118,000	340,000		474,000		474,000
8	69,000	179,000	220,000	247,000	715,000	32,000	73,000	86,000	119,000	310,000		487,000		487,000
9	202,000	39,000	300,000	240,000	781,000	91,000	11,000	117,000	77,000	296,000		472,000		472,000
10	85,000	171,000	332,000	260,000	848,000	39,000	73,000	130,000	167,000	409,000		513,000		513,000
11	144,000	64,000	332,000	236,000	776,000	66,000	30,000	113,000	110,000	319,000		464,000		464,000
12	61,000	187,000	270,000	235,000	753,000	28,000	78,000	123,000	120,000	349,000		643,000		643,000
13	158,000	49,000	311,000	243,000	761,000	72,000	32,000	123,000	119,000	346,000		664,000		664,000
14	56,000	190,000	309,000	240,000	795,000	25,000	79,000	121,000	118,000	343,000		537,000		537,000
15	157,000	62,000	301,000	236,000	756,000	72,000	30,000	118,000	116,000	336,000		471,000		471,000
16	45,000	208,000	317,000	246,000	816,000	20,000	86,000	125,000	122,000	353,000		495,000		495,000
17	140,000	75,000	297,000	232,000	744,000	65,000	37,000	118,000	114,000	334,000		469,000		469,000
18	0	193,000	309,000	240,000	742,000	0	85,000	123,000	119,000	327,000		399,000	91,000	490,000
19	177,000	112,000	312,000	243,000	844,000	81,000	26,000	125,000	122,000	354,000			499,000	499,000
20	20,000	207,000	294,000	228,000	749,000	9,000	91,000	117,000	114,000	331,000			468,000	468,000
21	187,000	87,000	316,000	239,000	829,000	86,000	25,000	126,000	118,000	355,000			513,000	513,000
22	0	231,000	301,000	235,000	767,000	0	103,000	120,000	118,000	341,000			568,000	568,000
23	192,000	52,000	294,000	230,000	768,000	87,000	13,000	116,000	113,000	329,000			558,000	558,000
24	3,000	236,000	311,000	240,000	790,000	2,000	103,000	123,000	119,000	347,000			592,000	592,000
25	183,000	98,000	315,000	243,000	839,000	83,000	23,000	124,000	121,000	351,000			609,000	609,000
26	55,000	189,000	298,000	229,000	771,000	25,000	77,000	118,000	115,000	335,000			497,000	634,000
27	161,000	71,000	301,000	230,000	763,000	74,000	28,000	119,000	116,000	337,000	137,000			629,000
28	0	145,000	304,000	232,000	681,000	0	64,000	121,000	116,000	301,000				498,000
29	71,000	16,000	303,000	230,000	620,000	32,000	3,000	119,000	116,000	270,000				496,000
30	204,000	9,000	295,000	218,000	726,000	93,000	9,000	117,000	111,000	330,000				583,000
31	27,000	212,000	301,000	234,000	774,000	13,000	90,000	120,000	118,000	341,000				596,000
TOTAL	3,316,000	3,838,000	9,396,000	7,402,000	23,952,000	1,511,000	1,576,000	3,705,000	3,645,000	10,437,000	577,000	9,899,000	6,455,000	16,931,000
AVG.	106,968	123,806	303,097	238,774	772,645	48,742	50,839	119,516	117,581	336,677	288,500	494,950	496,538	546,161
MAX.	210,000	236,000	332,000	260,000	848,000	95,000	103,000	130,000	167,000	409,000	440,000	722,000	609,000	734,000
MIN.	0	1,000	220,000	218,000	620,000	0	3,000	86,000	77,000	270,000	137,000	158,000	91,000	464,000

REPORT PREPARED BY HECTOR SALINAS & AUSTIN BRYAN ON 02-03-2021.

CITY OF KENEDY
WATER TREATMENT PLANT BRINE WATER DISCHARGE
MONTH OF JANUARY 2021

#7

DATE	OPERATOR INITIALS	TIME	SAMPLE ANALYSIS								TOTAL FLOW (GALLONS) FOR 24 HOUR PERIOD
			pH AND TEMPERATURE		CONDUCTIVITY AND TEMPERATURE		TOTAL DISSOLVED SOLIDS AND TEMPERATURE		TOTAL DISSOLVED SOLIDS	CHLORIDES	
			pH	°C	COND. µS	°C	T.D.S. ppm	°C	T.D.S. lbs./DAY	mg/l	
1	H.S.	11:53AM	7.80	27.0	6,512	26.9	5,080	26.9	14,193	1,471	335,000
2	H.S.	11:59AM	7.76	27.1	6,531	27.5	5,088	27.5	14,512	1,522	342,000
3	H.S.	12:41PM	7.85	27.4	6,484	27.2	5,052	27.2	14,410	1,480	342,000
4	K.D.	8:37AM	7.75	26.9	6,268	26.8	4,885	26.8	14,096	1,462	346,000
5	K.D.	1:03PM	7.86	27.5	5,439	26.9	4,250	26.9	12,441	1,404	351,000
6	K.D.	8:01AM	7.83	27.9	6,306	27.3	4,900	27.3	13,772	1,554	337,000
7	K.D.	8:44AM	7.70	26.7	6,414	26.7	5,009	26.7	14,204	1,400	340,000
8	K.D.	8:08AM	7.66	26.8	6,452	26.8	5,032	26.8	13,010	1,547	310,000
9	K.D.	12:43PM	7.71	26.4	6,512	26.2	5,084	26.2	12,551	1,485	296,000
10	K.D.	8:01AM	7.75	26.2	5,735	25.6	4,470	25.6	15,247	1,455	409,000
11	K.D.	8:33AM	7.75	26.2	6,229	25.4	4,857	25.4	12,922	1,450	319,000
12	K.D.	8:30AM	7.75	26.5	6,340	26.7	4,956	26.7	14,425	1,409	349,000
13	K.D.	8:45AM	7.73	26.3	6,330	26.5	4,943	26.5	14,264	1,420	346,000
14	A.B.	10:00AM	7.75	26.7	6,413	26.9	5,026	26.9	14,377	1,556	343,000
15	A.B.	8:15AM	7.70	26.4	6,377	26.7	4,963	26.7	13,908	1,454	336,000
16	H.S.	11:16AM	7.84	27.4	6,584	27.6	5,154	27.6	15,173	1,499	353,000
17	H.S.	7:01AM	7.85	27.4	6,525	27.4	5,085	27.4	14,165	1,326	334,000
18	A.B.	11:06AM	7.76	27.1	6,535	27.5	5,100	27.5	13,909	1,450	327,000
19	H.S.	7:58AM	7.91	28.2	6,699	28.1	5,223	28.1	15,420	1,473	354,000
20	A.B.	11:30AM	7.65	27.6	6,808	27.9	5,316	27.9	14,675	1,460	331,000
21	A.B.	11:20AM	7.76	27.7	6,778	27.9	5,310	27.9	15,721	1,479	355,000
22	A.B.	9:43AM	7.87	27.5	6,757	27.9	5,282	27.9	15,022	1,507	341,000
23	A.B.	11:46AM	7.78	26.9	6,382	27.0	4,977	27.0	13,656	1,476	329,000
24	A.B.	3:00PM	7.77	27.3	6,385	27.3	4,987	27.3	14,432	1,571	347,000
25	H.S.	10:45AM	7.71	27.1	6,391	27.2	4,952	27.2	14,496	1,442	351,000
26	K.D.	8:50AM	7.69	27.2	5,176	26.6	4,335	26.6	12,112	1,405	335,000
27	K.D.	8:30AM	7.71	26.5	5,918	26.4	4,590	26.4	12,901	1,434	337,000
28	H.S.	7:44AM	7.70	26.7	6,104	25.7	4,731	25.7	11,876	1,398	301,000
29	K.D.	9:12AM	7.64	26.1	6,010	25.9	4,665	25.9	10,505	1,390	270,000
30	H.S.	11:48AM	7.69	27.3	6,330	27.4	4,913	27.4	13,522	1,449	330,000
31	H.S.	11:22AM	7.69	27.4	6,427	27.4	5,001	27.4	14,223	1,449	341,000
TOTAL									430,138		10,437,000
AVERAGE			7.75	27.0	6,327	26.9	4,942	35.1	13,875	1,461	336,677
MAXIMUM			7.91	28.2	6,808	28.1	5,316	281.0	15,721	1,571	409,000
MINIMUM			7.64	26.1	5,176	25.4	4,250	25.4	10,505	1,326	270,000

NOTES: Continued to discharge Brine Water (Concentrate) through the Brine Water Discharge Line (TPDES PERMIT NO. 03913) into the Abandoned Escondido Creek.

REPORT PREPARED BY HECTOR SALINAS AND AUSTIN BRYAN ON 02-03-2021.

CITY OF KENEDY
WATER TREATMENT PLANT
TOTAL PUMPAGE TO DISTRIBUTION (BY CLEARWELL GAIN/LOSS - GALLONS)
FOR JANUARY 2021

#8

DATE:	PERMEATE: GALLONS X 1000	BLEND: GALLONS X 1000	TOTAL BLENDED GALLONS:	CLEARWELL LEVEL				TOTAL GALLONS TO DISTRIBUTION (+/-)	PUMPAGE TO PRESSURE PLAINS #1, #2, #3, & #6 (GALLONS)	CLEARWELLS #1 & #2 TO REMAINING CITY PRESSURE PLAINS (GALLONS)
				PREVIOUS (FT./WATER)	ENDING (FT./WATER)	GAIN/LOSS (FT./WATER)	GAIN/LOSS (GALLONS)			
1	738.000	504	1,242,000	39.6	40.7	1.1	31,228	1,210,772	1,201,388	9,384
2	798.000	475	1,273,000	40.7	37.8	-2.9	(82,328)	1,355,328	1,339,422	15,906
3	782.000	505	1,287,000	37.8	33.6	-4.2	(119,233)	1,406,233	1,366,475	39,758
4	807.000	734	1,541,000	33.6	41.0	7.4	210,078	1,330,922	1,307,969	22,953
5	844.000	722	1,566,000	41.0	42.4	1.4	39,744	1,526,256	1,411,538	114,718
6	789.000	569	1,358,000	42.4	42.2	-0.2	(5,678)	1,363,678	1,360,911	2,767
7	786.000	474	1,260,000	42.2	40.1	-2.1	(59,617)	1,319,617	1,287,937	31,680
8	715.000	487	1,202,000	40.1	37.4	-2.7	(76,650)	1,278,650	1,307,690	(29,040)
9	781.000	472	1,253,000	37.4	38.2	0.8	22,711	1,230,289	1,243,825	(13,536)
10	848.000	513	1,361,000	38.2	36.3	-1.9	(53,939)	1,414,939	1,432,274	(17,335)
11	565.000	464	1,029,000	36.3	34.2	-2.1	(59,617)	1,088,617	1,268,917	(180,300)
12	753.000	643	1,396,000	34.2	36.4	2.2	62,456	1,333,544	1,341,282	(7,738)
13	761.000	664	1,425,000	36.4	40.5	4.1	116,394	1,308,606	1,336,465	(27,859)
14	795.000	537	1,332,000	40.5	40.4	-0.1	(2,839)	1,334,839	1,291,041	43,798
15	756.000	471	1,227,000	40.4	38.8	-1.6	(45,422)	1,272,422	1,293,850	(21,428)
16	816.000	495	1,311,000	38.8	38.5	-0.3	(8,517)	1,319,517	1,287,563	31,954
17	744.000	469	1,213,000	38.5	40.5	2	56,778	1,156,222	1,225,400	(69,178)
18	742.000	490	1,232,000	40.5	38.5	-2	(56,778)	1,288,778	1,283,545	5,233
19	844.000	499	1,343,000	38.5	38.7	0.2	5,678	1,337,322	1,311,548	25,774
20	749.000	468	1,217,000	38.7	36.7	-2	(56,778)	1,273,778	1,280,755	(6,977)
21	829.000	513	1,342,000	36.7	36.2	-0.5	(14,194)	1,356,194	1,327,529	28,665
22	767.000	568	1,335,000	36.2	35.9	-0.3	(8,517)	1,343,517	1,350,326	(6,809)
23	768.000	558	1,326,000	35.9	37.0	1.1	31,228	1,294,772	1,300,615	(5,843)
24	790.000	592	1,382,000	37.0	36.8	-0.2	(5,678)	1,387,678	1,407,793	(20,115)
25	839.000	609	1,448,000	36.8	34.6	-2.2	(62,456)	1,510,456	1,463,320	47,136
26	771.000	634	1,405,000	34.6	37.2	2.6	73,811	1,331,189	1,361,152	(29,963)
27	763.000	629	1,392,000	37.2	40.1	2.9	82,328	1,309,672	1,283,262	26,410
28	681.000	498	1,179,000	40.1	38.2	-1.9	(53,939)	1,232,939	1,251,492	(18,553)
29	620.000	496	1,116,000	38.2	37.9	-0.3	(8,517)	1,124,517	1,303,889	(179,372)
30	726.000	583	1,309,000	37.9	35.9	-2	(56,778)	1,365,778	1,270,144	95,634
31	774.000	596	1,370,000	35.9	33.7	-2.2	(62,456)	1,432,456	1,301,636	130,820
TOTAL:	23,741.000	16,931	40,672,000					40,839,494	40,800,953	38,541
AVG.	765.839	546	1,312,000					1,317,403	1,316,160	1,243
MAX.	848.000	734	1,566,000					1,526,256	1,463,320	130,820
MIN.	565.000	464	1,029,000					1,088,617	1,201,388	(180,300)

REPORT COMPLETED BY HECTOR SALINAS & AUSTIN BRYAN ON 02-01-2021.

MONTHLY CHEMICAL LOG SHEET JANUARY 2021

Date	Antiscalant	chlorine	co 2	m filter	dist. Resd.	
1	7	21	21	0	1.89	
2	6	25	23	0	2.04	
3	5	25	0	0	1.57	
4	6	31	8	0	1.79	
5	7	30	8	0	1.88	
6	7	28	6	0	1.19	
7	7	22	10	0	1.70	
8	6	24	1	0	1.52	
9	7	26	5	0	1.62	
10	5	25	10	0	1.64	
11	7	22	5	0	1.84	
12	6	28	6	0	2.03	
13	7	29	2	0	1.59	
14	5	28	2	0	1.83	
15	6	22	7	0	2.05	
16	6	23	5	0	1.63	
17	7	23	9	0	1.70	
18	6	25	7	0	0.40	
19	7	25	13	0	1.55	
20	5	24	17	0	1.80	
21	7	23	14	0	1.97	
22	6	26	11	0	2.06	
23	6	25	6	0	1.58	
24	6	32	6	0	1.80	
25	7	23	5	0	2.13	
26	7	28	5	0	1.60	
27	6	26	3	0	1.75	
28	5	24	2	0	0.42	
29	4	25	5	0	1.59	
30	6	29	6	22	2.00	
31	4	27	5	0	1.93	
TOTALS	189	794	233	22	52.09	0
30 DAYS AVERAGE					1.736333	
31 DAY AVERAGE					1.680323	

37 TOTAL

52.09

1.407838

Monthly Report at WWTP

January 2021

No violations for the month of January 2021 DMR. (Discharge Monitoring Report)

Weekly inspection of Generator at Freeny St. completed.

Wasting of sludge to sludge dewatering boxes as needed.

Everyday inspection of RAS/WAS Pumps on Clarifiers #2, #3, #4 and Main Lift Station Submersible pumps.

Daily monitoring and cleaning of influent bar screens.

Regular maintenance on blowers and aeration basin. Greasing and changing oil as needed.

Weekly burping of diffusers in aeration basin.

Regular maintenance and monitoring of all lift stations.

Performed bi-weekly draining of moisture on gear box in clarifier #4, changing oil as needed.

Weekly testing of pulled samples done by Pollution Control Services.

Monthly Effluent Report for December was completed and mailed to TCEQ on, January 15, 2021.

Decembers's DMR was completed and sent to TCEQ on January 12, 2021.

Contractors are still working on Oxidation Ditch. They have poured the concrete slabs and are now installing new equipment.

Contractors have demo'd old racetrack paddles, beams, shafts, electric motors and are working on putting together the new equipment.

Contractors have started putting together new walkway for old racetrack.



CITY OF KENEDY W.W.T.P. DAILY SAMPLES

MONTH/YEAR: January 2021

DAY	DAILY FLOW (MGD)	EFFLUENT				AERATION BASIN						RAIN IN INCHES	INITIALS	INFLUENT	
		D.O.	pH	TEMP.*	CI2/PRE	CI2/EFF	CI2/MAIN	AMM.	D.O.	pH	TEMP.*	SVI-5		pH	D.O.
1	1.091				1.80	0.06	0.5	0.07					0.0	CC	
2	1.112				1.90	0.07	0.5	0.07					0.0	CC	
3	1.128				2.00	0.04	0.5	0.07					0.0	CC	
4	1.055	7.80	6.55	21.5C	3.10	0.06	0.4	0.07	2.36	5.59	21.5C	970	0.0	RTR	
5	1.201	6.95	6.61	21.3C	2.50	0.04	0.4	0.07	2.15	6.60	21.6C	970	0.0	CC	
6	1.122				3.80	0.06	0.5	0.07					0.0	CC	
7	1.031				3.50	0.07	0.5	0.07					0.0	CC	
8	0.959				3.60	0.08	0.5	0.07					0.0	CC	
9	1.106				5.00	0.08	0.1						0.0	CC	
10	1.421				5.90	0.07	0.3						0.0	MG	
11	1.153	8.26	6.56	18.7C	3.10	0.06	0.3	0.06	2.85	6.59	18.4C	940	0.4	MG	
12	1.072	8.37	6.51	17.6C	3.50	0.03	1.1	0.06	1.58	6.56	17.3C	940	0.0	RTR	
13	1.076				3.60	0.07	0.9						0.0	RTR	
14	1.044				4.10	0.09	0.2						0.0	RTR	
15	0.964				1.60	0.01	0.1	0.07					0.0	RTR	
16	0.983				2.90	0.08	0.2						0.0	RTR	
17	1.017				1.70	0.02	0.1	0.07					0.0	RTR	
18	1.143				2.00	0.04	0.2	0.07					0.0	CC	
19	1.073	6.77	6.64	19.0C	2.30	0.05	0.2	0.07	1.69	6.61	18.8C	940	0.0	CC	
20	1.148	7.74	6.89	21.4C	1.90	0.03	0.3	0.08	0.69	6.79	22.7C	940	0.0	RTR	
21	1.193				1.43	0.02	0.4	0.08					0.0	CC	
22	1.175				2.70	0.03	1.2	0.88					0.0	CC	
23	0.906				2.50	0.05	1.0	0.08					0.0	CC	
24	1.344				2.30	0.04	1.2	0.08					0.0	CC	
25	1.168	7.06	6.74	24.0C	1.90	0.09	0.4	0.08	1.54	6.77	23.4C	930	0.0	RTR	
26	1.053	7.79	7.21	20.8C	1.10	0.03	0.5	0.07	0.77	6.81	24.2C	940	0.0	MG	
27	1.085				1.90	0.05	0.5						0.0	MG	
28	1.052				1.50	0.02	0.6						0.0	RTR	
29	1.015				3.50	0.09	0.6	0.78					0.0	RTR	
30	1.079				2.20	0.03	0.1	0.08					0.0	MG	
31	1.143				2.30	0.03	0.1						0.0	MG	
TOTAL	34.112												0.4		
AVERAGE	1.100	7.59	6.71	#DIV/0!	2.68	0.05	0.5	0.14	1.70	6.67	#DIV/0!	946	0.0	#DIV/0!	
MINIMUM	0.906	6.77	6.51	0	1.10	0.01	0.1	0.06	0.69	6.56	0.0	930	0.0	0.00	0.00
MAXIMUM	1.421	8.37	7.21	0	5.90	0.09	1.2	0.88	2.85	6.81	0.0	970	0.4	0.00	0.00