

April 13, 2021

City Manager Report

Staffing

- We received seven (7) resumes for the City Secretary position and have completed the first round of interviews. From those seven (7) initial candidates, four (4) were selected to move on to in-person interviews which are scheduled this week. From those four (4) candidates two (2) finalists will be selected for the City Council to conduct a final interview (April 22nd) and select the next City of Kenedy City Secretary.

Departments

- City Secretary
 - No report.
- Fire
 - Responded to 9 calls:
 - 1—Vehicle fire
 - 1—Assist EMS with lift
 - 3—Brush/Grass fire
 - 2—Assist RVFD with an engulfed house fire
 - 1—cat in tree
 - 1—3 car collision on Hwy 72 E
 - 1 new member signed up in February.
 - Truck 606 has acceleration issues exceeding 35mph. Captain Salas is having a mechanic looking at it to determine the cause prior to placing the vehicle in the shop.
 - The Emergency Response Trailer purchased in September 2019 is at the manufacturer's and has yet to be delivered. Last update was the manufacturer was waiting on the Fire Chief to approve the radios.
 - Captain Salas received the Comptroller's approval letter certifying the KVFD as tax exempt within Texas. The KVFD may now file for the IRS 501(c)3 Federal Tax-Exempt certification. They have elicited Gulley C.P.A. to file the IRS form 1023 to recognized as tax exempt under the 501(c)3 designation.

➤ Code

- Issued 11 Residential building permits (3 Plumbing, 2 Electrical, 1 HVAC, 4 Building, & 1 Demo)
- Issued 2 Commercial building permits (1 Electrical & 1 Plumbing)
- Bureau Veritas performed no plan reviews & 14 total inspections (4 Residential Electrical, 4 Residential Plumbing, 1 Residential Flatwork, 2 Residential Framing, 1 Commercial Electrical, 1 Commercial Framing, & 1 Commercial Plumbing)
- 4 violation letters were issued via certified mail (2 Litter Control (high weeds/grass/shrubs), & 2 Dangerous Buildings)
- Closed 4 cases (2-accumulation of trash/junk/rubbish & 2—overgrown grass/weed/shrubs)
- 911 Addresses issued--1.
- 26 residents utilized the roll-offs.

➤ Court

- Saw 225 Defendants and collected a total of \$48,325.88 with a net to the City of \$35,675.25.

Operations

- The auditor looks to have the financial audit ready for presentation on the 22nd of April .
- With regards to the winter storm event February (15th – 19th) the City forgave a total of \$116,830.39 in residential water and sewer charges. The breakdown is as follows:
 - Payment Plans: \$7,493.20
 - Water charges: \$60,176.99
 - Sewer charges: \$49,160.20
- SB 10 relating to the use by a county or municipality of public money for lobbying activities.
 - This bill would prohibit municipalities from using public funds to pay for services such as TML.
 - The bill is receiving much attention many have come forward in opposition to the bill. The bill was left pending in the Senate last week.
- On March 11, 2021 President Biden signed into law the American Rescue Plan of 2021 (Public Law No. 117-2).
 - This law allocated \$19.53B to municipalities with populations less than 50,000 to assist with costs incurred during the coronavirus pandemic.
 - Disbursement of the funds will occur in two (2) separate disbursements
 - The first within sixty (60) days of the enactment (approx. May 11)
 - The second one year after the first disbursement (approx.. May 11, 2022)
 - A few of the eligible uses include:
 - Responding to the pandemic or its negative impacts (including assistance to households, small businesses and nonprofits, or to aid impacted industries such as tourism, travel, or hospitality.
 - Premium pay to eligible workers performing essential work during the pandemic

- The provision of government services to the extent of the reduction in revenue due to the pandemic
 - To make necessary investments in water, sewer, or broadband infrastructure.
- Based on information from Congressman Gonzalez' office, Kenedy is expected to receive a total of \$731,084.49.
- As many are aware, the City of Kenedy applied for a GLO grant in 2020 to fund the Carrizo Water transmission line project. On April 8, 2021 (last Thursday) the City received an RFI (request for information) from the GLO and was given until 5:00 p.m. April 9, 2021 (Friday) to return the requested information or risk losing funding. The City in partnership with Langford and Associates as well as Doucet Engineering worked diligently and at 10:38 a.m. April 9, 2021 the requested information was successfully submitted to and received by the GLO. The RFI is the final step prior to funding determination, so receiving an RFI is a very, very positive indicator. We fully anticipate the GLO to render final determinations between April 30, 2021 and May 17, 2021. This grant is worth an estimated \$49M to Kenedy with a 1% match.
- On March 30, 2021 the AACOG (Alamo Area Council of Governments) held a Strategic Planning workshop to develop a strategic plan for Karnes County. The AACOG and those in attendance focused on creating a 5-10-15 year Strategic Plan and agreed to reconvene again in late May. During the interim, AACOG requested that a survey be completed that would identify key indicators and services of community interest. We are inviting all members of the Governing Body to complete a survey as well as the Residents of Kenedy. The survey forms will be uploaded to the City's website for residents to access and will be distributed to the Governing Body via email. Please take time to fill out these forms and please return them to my attention at City Hall by April 30, 2021.
- Additionally, the data compiled from these surveys will be utilized in conjunction with an upcoming Grassroots Strategic workshop to help draft the City of Kenedy's 5-10 yr strategic plan. The grassroots workshop date and time will be advertised on the City's FB about a week before its occurrence. For those who may not know, grassroots meetings are for the residents and not the governing body and it is a very informal meeting that is driven by CM.

Projects

- Marshall Co. has mobilized and poured the foundation for the bathrooms “Bldg C” at the sports complex and should be completed within 120 days after construction begins—weather permitting.
- Dirt Boys has begun clearing the land where the drainage channel will be constructed for the East Main drainage portion of the project and they are anticipated to be completely done around August 30, 2021.
- Carrizo Well project
 - **Carrizo Well 1:** Weisinger has completed development work with the isolation tool. The crew is currently working on moving the drilling rig and auxiliary equipment offsite to make way for the test pump equipment. We anticipate that the test pump will be installed by the end of this week. We will be onsite to observe the work with the test pump, including the step test and the 36-hour aquifer test.
 - **Step Test:** consists of three steps. The first step shall be at a rate of 1,000 gpm and maintained at that rate until a stable pumping level is achieved for a period of one hour. The second and third steps shall be at 1,500 gpm and 2,000 gpm again with a stable pumping level of one hour. A stable pumping level is defined by a straight line on a semilogarithmic plot of time versus drawdown.
 - **36-hour Aquifer Test:** Once the step test is complete, Weisinger shall allow the water level to recover fully to static water level and then begin the 36-hour drawdown and recovery test. Recovery shall commence until the water level reaches 90% recovery.
 - **Both the step test and the aquifer test should include water level measurement recorded with a pressure transducer at one-minute intervals.**
 - **Carrizo Well 2:** Weisinger anticipates spudding in on Thursday at the earliest. They will perform some rig maintenance beforehand. They expect to have Carrizo Well 2 drilled in approximately 8 weeks (targeting mid-June for well completion/development/test pumping).



303 WEST MAIN STREET
KENEDY, TEXAS 78119

830-583-2230 – PHONE 830-583-2063 - FAX

Code Compliance March 2021 Report

It has been a good month for this department we have added Mr. Albiar to our team mid-march and with his experience and knowledge we can get a lot accomplished so far we are getting into a groove that we think will help this department be more organized and run as smooth as possible. Below are the following items that the Code Compliance office handled and issued out to residents and contractors:

Issued the following permits for the month of March ;

Residential Building permits:

- 3- Plumbing permit
- 2- Electrical permit
- 1- HVAC permit
- 4 – Building permit
- 1- Demo permit

Commercial Building permits:

- 1- Electrical permit
- 1- Plumbing permit

We scheduled and setup through our third-party vendor the following inspections;

Residential Inspections:

- 4- Electrical Inspections
- 4- Plumbing Inspections
- 1- Flatwork Inspection
- 2- Framing Inspection

Commercial Inspections:

- 1- Electrical Inspections

- 1- Framing Inspections
- 1- Plumbing Inspection

We have submitted 1 set of plans for a commercial building that is being built at the CALCOT on Highway 72 our 3rd party plan review team at Bureau Veritas sent them back stamped and approved.

Code Compliance issued out the following WARNINGS to residents that are not in compliance with the city ordinances. They were also advised that they have 15 Business days to correct the violations we have found;

- 2- Litter Control Violation: (High weeds/grass/shrubs) (trash/rubbish/junk metal)
- 2- Dangerous Building

Following up with some cases that were opened in the previous month, I made contact with 3 owners and they are currently working on correcting the violations and they were advised that their case will remain open until the job is completed and I have done an inspection on the property.

I have closed 4 cases in the month of march these residents/owners have corrected the violations listed below

- 2- accumulation of trash/rubbish/junk metal
- 2- Over grown grass, weeds, shrubs

Issued 1 new 911 Address.

Public Dump- 26 Residents utilized the roll offs.

From: chief@kenedypd.org <chief@kenedypd.org>
Sent: Wednesday, April 7, 2021 2:20 PM
To: judy@cityofkenedy.org
Subject: RE: Verizon

yes

Rick Ashe
Chief of Police
Kenedy Police Department
830 583-2225
TPCA Region 11 Board Member
LCC Class #38

From: judy@cityofkenedy.org <judy@cityofkenedy.org>
Sent: Wednesday, April 7, 2021 2:10 PM
To: chief@kenedypd.org
Subject: RE: Verizon
Okay, so I can cancel the service?

From: chief@kenedypd.org <chief@kenedypd.org>
Sent: Wednesday, April 7, 2021 2:07 PM
To: judy@cityofkenedy.org
Subject: RE: Verizon

I do not use that Ipad.

Rick Ashe
Chief of Police
Kenedy Police Department
830 583-2225
TPCA Region 11 Board Member
LCC Class #38

From: judy@cityofkenedy.org <judy@cityofkenedy.org>
Sent: Wednesday, April 7, 2021 2:06 PM
To: chief@kenedypd.org
Subject: Verizon

City pays monthly fee of \$37.99 for Emergency Management IPAD

361-254-0124 Do you know who has this IPAd and are we still utilizing it or can I disconnect this service? They also want us to listen to their "spiel" about all the other services they offer. (I am not interested) But, it does raise issue of are we just routinely paying something we don't even use. Can you investigate?

Judy Murphy
City of Kenedy

303 W. Main
Kenedy, Texas 78119
(830) 583-2230



Kenedy Volunteer Fire Department
303 W. Main
Kenedy, Texas 78119

"Always Ready"

Kenedy Volunteer Fire Dept. March Monthly Report

Kenedy VFD was dispatched to 9 calls. KVFD responded and/or assisted with the following call outs:

- 1- Vehicle Fire
- 1- Assist EMS with lift
- 3- Brush/ Grass Fire
- 2- Assisted RVFD with an engulfed house fire
- 1- Cat in tree
- 1- Major 3 car collision on Hwy 72 E

Truck 606 is having issues going over 35mph. Captain Salas is having a mechanic look it over before we have to put it into a shop. The goose neck Emergency Response trailer that was purchased back in September 2019 is still at the vendors location with no updates. Also, the 2nd Captain reported received letter from Texas Comptroller to file franchise tax exempt and 501c will be handled by Gulley CPA.

CITY OF KENEDY- MUNICIPAL COURT REPORT



MARCH 2021

JUDGE LEE AZOPARDI

Deposit Listing

Receipt Number	Cause Number	Date of Receipt	Cash	Money Order	Cashier Check	Other Checks	Jail Transfers	Community Cred-Card/ Service Transfers	Total
0080123443	MC2020-0096	03-01-2021	MISC: PAID IN CASH BY SELF						41.00
	GONZALES, JENNIFER LEIGH		41.00						
0080123444	MC2021-0231	03-01-2021	MISC: PAID BY CASH						144.00
	MCFADDEN, JEREMY CLAYTON		144.00						
0080123445	MC2021-0172	03-01-2021	MISC: TEXAS CHAMPION BANK#				234.00		234.00
	JOHNSON, CARL ERVIN								
0080123446	MC2019-0501	03-01-2021	MISC: WEB PAYMENT					355.60	355.60
	VARGAS, RONALD ALLEN								
0080123447	MC2020-0950	03-01-2021	MISC: USPS#26727218616						66.00
	BRIONES, ROBERT LEE		66.00						
0080123448	MC2020-1188	03-01-2021	MISC: 19-219102258						66.00
	MEJIA, TRINITY MCKAYLA		66.00						
0080123449	MC2019-0428	03-01-2021	MISC: 26727218526						30.00
	ALVARADO, DAVID		30.00						
0080123450	MC2021-0098	03-01-2021	MISC: 20970479894						67.34
	TOWNER, DUSTIN JAMES		67.34						
0080123451	MC2019-0501A	03-01-2021	MISC: WEB PAYMENT					381.00	381.00
	VARGAS, RONALD ALLEN								
0080123452	MC2021-0105	03-01-2021	MISC: WEB PAYMENT CC					98.00	98.00
	SOLIZ, AARON								
0080123453	MC2021-0009	03-01-2021	MISC: WEB PAYMENT CC					91.00	91.00
	HERNANDEZ, RODOLFO								
0080123454	MC2020-0826	03-01-2021	MISC: WEB PAYMENT-CC					206.90	206.90
	MARTINEZ, ELENITA								
0080123455	MC2021-0100	03-01-2021	MISC: WEB PAYMENT					206.90	206.90
	FRANCO, JOSE MARGARITO								
0080123456	MC2021-0148	03-02-2021	MISC: WEB PAYMENT					196.90	196.90
	DAHLEN, ZACHARY JAMES								
0080123457	MC2021-0108	03-02-2021	MISC: WEB PAYMENT					531.00	531.00
	SANAWARJIT, SINGH								
0080123458	MC2021-0198	03-02-2021	MISC: WEB PAYMENT					196.90	196.90
	MARTINEZ, ROSENDO								
0080123459	MC2021-0092	03-02-2021	MISC: WEB PAYMENT					531.00	531.00
	GARZA, FRANCISCO JAVIER								
0080123460	MC2020-1295	03-02-2021	MISC: WEB PAYMENT					216.90	216.90
	SHORT, REX DUANE								
0080123461	MC2020-1397	03-02-2021	MISC: 209929348772						466.00
	HARRIS, NATHANIEL L		466.00						
0080123462	MC2020-1007	03-02-2021	MISC: 20942749967						137.00
	MATHIS, RETAVIGUS JR		137.00						
0080123463	MC2019-0655	03-03-2021	MISC: PAID BY CASH BY SELF						33.00
	GONZALEZ, CHRISTINE MARIE		33.00						
0080123464	MC2020-0897	03-03-2021	MISC: PAID BY CASH BY SELF						33.00
	GONZALEZ, CHRISTINE MARIE		33.00						
0080123465	MC2020-0898	03-03-2021	MISC: PAID BY CASH BY SELF						34.00
	GONZALEZ, CHRISTINE MARIE		34.00						
0080123466	MC2017-1047	03-03-2021	MISC: WEB PAYMENT					25.00	25.00
	FLORES, PAUL JACOB								
0080123467	MC2018-0587	03-03-2021	MISC: WEB PAYMENT					25.00	25.00
	FLORES, PAUL JACOB								
0080123468	MC2020-1222	03-03-2021	MISC: WEB PAYMENT					206.90	206.90
	GARCIA, JON ERIC								
0080123469	JUV2020-0281	03-03-2021	MISC: WEB PAYMENT					33.00	33.00
	FOLEY, JALIL TRISTIAN								
0080123470	MC2020-0047	03-03-2021	MISC: WEB PAYMENT					181.00	181.00
	SWINT, RONALD CHESTER								
0080123471	MC2020-0458	03-03-2021	MISC: WEB PAYMENT					215.00	215.00
	HOLT, NICHOLAS CHASE								
0080123472	MC2021-0155	03-03-2021	MISC: WEB PAYMENT					206.90	206.90
	CRUZ, MORALES HECTOR								
0080123473	MC2020-0929	03-03-2021	MISC: WEB PAYMENT					256.90	256.90
	MORIN, NOE JR								
0080123474	MC2020-1340	03-03-2021	MISC: PAID IN CASH BY SELF						70.00
	PACHECO, ANTHONY LEE		70.00						
0080123475	MC2016-0908	03-03-2021	MISC: WEB PAYMENT					310.10	310.10
	BENTON, JEREMY F								
0080123476	MC2016-0910	03-03-2021	MISC: WEB PAYMENT					381.60	381.60
	BENTON, JEREMY F								
0080123477	MC2017-0111	03-03-2021	MISC: WEB PAYMENT					392.00	392.00
	BENTON, JEREMY F								
0080123478	MC2021-0089	03-05-2021	MISC: 1307856669						96.00
	WALKER, ROBERT LEE		96.00						

Deposit Listing

Receipt Number	Cause Number	Date of Receipt	Cash	Money Order	Cashier Check	Other Checks	Jail Transfers	Community Cred-Card/Service Transfers	Total
0080123479	MC2021-0212	03-05-2021	MISC: 27066488141						144.00
MUNDY, WELDON LEE				144.00					
0080123480	MC2016-0943	03-05-2021	MISC: PBFCM #16174 AMARILL			327.60			327.60
SHELF, JEREMIAH NATHANIEL									
0080123481	MC2011-3587	03-05-2021	MISC: 20961429105						266.50
ALVAREZ, ROGELIO JR				266.50					
0080123482	MC2011-3588	03-05-2021	MISC: 20961429106						520.00
ALVAREZ, ROGELIO JR				520.00					
0080123483	MC2011-3632	03-05-2021	MISC: 20961429104						403.00
ALVAREZ, ROGELIO JR				403.00					
0080123484	MC2021-0249	03-05-2021	MISC: PAID BY CASH BY SELF						219.00
SALINAS, ALFREDO HERNANDEZ				219.00					
0080123485	MC2020-0069	03-05-2021	MISC: PBFCM#16174			359.97			359.97
ACEVEDO, AARON									
0080123486	MC2020-1394	03-05-2021	MISC: PBFCM#16174			486.20			486.20
ACEVEDO, AARON									
0080123487	MC2021-0234	03-05-2021	MISC: WEB PAYMENT					181.00	181.00
MARTINEZ, GRACIELA									
0080123488	MC2020-0630	03-05-2021	MISC: WEB PAYMENT					195.00	195.00
HILBEY, STEPHANIE MICHELLE									
0080123489	MC2020-1250	03-05-2021	MISC: MO#19-240896622						264.00
LOUIS, LEON MICHAEL				264.00					
0080123490	MC2021-0058	03-05-2021	MISC: 27230933125						91.00
WATERS, BRYANT KIMBERLY				91.00					
0080123491	MC2018-0601	03-05-2021	MISC: WEB PAYMENT					212.00	212.00
PALACIO, FRANCISCO J.									
0080123492	MC2018-0788	03-05-2021	MISC: WEB PAYMENT					290.00	290.00
PALACIO, FRANCISCO J.									
0080123493	MC2021-0124	03-05-2021	MISC: 26727218774						112.00
DOMINGUEZ, NANCY REYES				112.00					
0080123494	MC2020-0632	03-10-2021	MISC: PHONE PAYMENT					68.50	68.50
MARTINEZ, LUIS MANUEL									
0080123495	MC2020-1356	03-10-2021	MISC: WEB PAYMENT					82.67	82.67
EVANS, DAVID CHRISTOPHER									
0080123496	MC2020-1247	03-10-2021	MISC: WEB PAYMENT					181.00	181.00
VALENZUELA VELO, LUIS FERNANDO									
0080123497	MC2020-0065	03-08-2021	MISC: 19-172139273						150.00
MEJIA, JENNIFER				150.00					
0080123498	MC2020-0050	03-08-2021	MISC: 27107390878						337.00
MILLER, ZACHARY DAVID				337.00					
0080123499	MC2021-0116	03-10-2021	MISC: CASH BY SELF						80.00
BARKLEY, JOSEPH TRENT				80.00					
0080123500	MC2021-0235	03-10-2021	MISC: 26727221654						144.00
CASTRO, KEIONA MICHELLE				144.00					
0080123501	MC2021-0130	03-10-2021	MISC: PAID BY CASH BY SELF						40.00
BUEGELER, MICHAEL RAY				40.00					
0080123502	MC2020-1085	03-10-2021	MISC: 20961429146						36.99
FUENTES, JOE LEE				36.99					
0080123503	MC2020-1215	03-10-2021	MISC: 04113500904						50.00
MACIAS, OSCAR SOLIZ				50.00					
0080123504	MC2021-0270	03-10-2021	MISC: 5031579 PROSPERITY B						144.00
HENSCH, ALTON DARRELL				144.00					
0080123505	MC2019-0136	03-10-2021	MISC: 20970479947						26.00
REYNA, THELMA LIZA				26.00					
0080123506	MC2019-0815	03-10-2021	MISC: 20970479947						14.00
REYNA, DIA				14.00					
0080123507	MC2020-1121	03-10-2021	MISC: WEB PAYMENT					206.90	206.90
FLORES, ADRIAN MACARIO									
0080123508	MC2020-0205	03-10-2021	MISC: WEB PAYMENT					187.00	187.00
WALLACE, DAKODA JOE									
0080123509	MC2020-0981	03-10-2021	MISC: 27095601598						30.00
MOLINA, IRENEA				30.00					
0080123510	MC2020-0206	03-10-2021	MISC: WEB PAYMENT					302.00	302.00
WALLACE, DAKODA JOE									
0080123511	MC2020-0832	03-10-2021	MISC: WEB PAYMENT					83.00	83.00
LOPEZ, NATHANIEL									
0080123512	MC2021-0040	03-10-2021	MISC: WEB PAYMENT					80.00	80.00
PEREZ, ASHLEY ELIZABETH									
0080123513	MC2021-0246	03-10-2021	MISC: WEB PAYMENT					531.00	531.00
CHACON PAJAN, YUVER									
0080123514	MC2021-0278	03-10-2021	MISC: WEB PAYMENT					209.00	209.00
GARZA, ASHLEY ELIZABETH									

Deposit Listing

Receipt Number	Cause Number	Date of Receipt	Cash	Money Order	Cashier Check	Other Checks	Jail Transfers	Community Cred-Card/Service	Transfers	Total
0080123515	MC2021-0228	03-10-2021	MISC: WEB PAYMENT					531.00		531.00
	VALLECILLO, JOSE ANGEL									
0080123516	MC2021-0122	03-10-2021	MISC: WEB PAYMENT					381.00		381.00
	COWLEY, LUTHER RAY									
0080123517	MC2020-1041	03-10-2021	MISC: WEB PAYMENT					257.00		257.00
	FONSECA, CARLOS JOSEPH									
0080123518	MC2020-0668	03-10-2021	MISC: WEB PAYMENT					196.90		196.90
	QUINTANILLA, MARIA CELESTE									
0080123519	MC2020-0669	03-10-2021	MISC: WEB PAYMENT					381.00		381.00
	QUINTANILLA, MARIA CELESTE									
0080123520	MC2021-0067	03-10-2021	MISC: WEB PAYMENT					381.00		381.00
	LEBLANC, JOHN W									
0080123521	MC2020-1083	03-10-2021	MISC: WEB PAYMENT					116.37		116.37
	RODRIGUEZ, DANIEL TREVINO									
0080123522	MC2019-0770	03-10-2021	MISC: WEB PAYMENT					26.50		26.50
	REYNA, MICHAEL ANTHONY									
0080123523	MC2020-0566	03-10-2021	MISC: WEB PAYMENT					96.00		96.00
	REYNA, MICHAEL ANTHONY									
0080123524	MC2010-3022	03-10-2021	MISC: 10840995411	388.20						388.20
	FARIAS, OSCAR LEE									
0080123525	MC2021-0247	03-11-2021	MISC: WEB PAYMENT					531.00		531.00
	MARTINEZ MATA, JORGE HOMAR									
0080123526	MC2020-0981	03-11-2021	MISC: PAID IN CASH BY SELF	6.90						6.90
	MOLINA, IRENEA									
0080123527	MC2012-5477	03-12-2021	MISC: 19-231692134	325.00						325.00
	BOLLOM, ANTHONY LEE									
0080123528	MC2021-0107	03-12-2021	MISC: WEB PAYMENT					196.90		196.90
	MARTINEZ, MARTINA MARIE									
0080123529	MC2021-0242	03-12-2021	MISC: WEB PAYMENT					531.00		531.00
	VILLEGAS, ABEL P									
0080123530	MC2021-0013	03-12-2021	MISC: WEB PAYMENT					80.00		80.00
	LUNSFORD, BRIAN DAMON									
0080123531	MC2020-1144	03-12-2021	MISC: WEB PAYMENT					35.32		35.32
	LEAL, MELISSA PENA									
0080123532	MC2020-0202	03-12-2021	MISC: WEB PAYMENT					113.00		113.00
	NAVARRO, JOHN FERNANDO									
0080123533	MC2017-0804	03-12-2021	MISC: 19-219102310	20.00						20.00
	VERNON, ALLAN WALLACE									
0080123534	MC2020-0065	03-12-2021	MISC: 209704799634	186.05						186.05
	MEJIA, JENNIFER									
0080123535	MC2021-0203	03-15-2021	MISC: 26727223083	42.00						42.00
	ALBIAR, JAIME									
0080123536	MC2021-0239	03-15-2021	MISC: WEB PAYMENT					200.00		200.00
	OCHOA, ERWIN IVAN									
0080123537	MC2020-1291	03-15-2021	MISC: WEB PAYMENT					66.00		66.00
	DAVID, JACOB									
0080123538	MC2020-0367	03-15-2021	MISC: WEB PAYMENT					481.00		481.00
	HILTON, SHAWNA LEEANNE									
0080123539	MC2010-2325	03-15-2021	MISC: WEB PAYMENT					210.00		210.00
	HERRERA, ELYSE BRITTANY									
0080123540	MC2021-0117	03-15-2021	MISC: WEB PAYMENT					66.00		66.00
	TREVINO, LUIS									
0080123541	MC2014-8922	03-15-2021	MISC: WEB PAYMENT					100.00		100.00
	HERRERA, REBECCA CANTU									
0080123542	MC2017-0903	03-15-2021	MISC: WEB PAYMENT					258.10		258.10
	MENA SAN ROMAN, GERBER ANTONIO									
0080123543	MC2017-0902	03-15-2021	MISC: WEB PAYMENT					277.60		277.60
	MENA SAN ROMAN, GERBER ANTONIO									
0080123544	MC2021-0030	03-15-2021	MISC: WEB PAYMENT					79.20		79.20
	DILES, STEVEN BOYD									
0080123545	MC2016-0702	03-15-2021	MISC: WEB PAYMENT					48.20		48.20
	RAMIREZ, ALEXANDRIA MARIE									
0080123546	MC2016-1024	03-15-2021	MISC: WEB PAYMENT					332.00		332.00
	RAMIREZ, ALEXANDRIA MARIE									
0080123547	34-91A	03-15-2021	MISC: WEB PAYMENT					290.50		290.50
	PEREZ, BOVE JOSE									
0080123548	34-49A	03-15-2021	MISC: WEB PAYMENT					268.50		268.50
	PEREZ, BOVE JOSE									
0080123549	MC2020-0129	03-15-2021	MISC: WEB PAYMENT					93.50		93.50
	RAMON, LETICIA ANN									
0080123550	MC2020-0965	03-15-2021	MISC: WEB PAYMENT					35.00		35.00
	RAMOS, ELDA FARIAS									

Deposit Listing

Receipt Number	Cause Number	Date of Receipt	Cash	Money Order	Cashier Check	Other Checks	Jail Transfers	Community Service	Cred-Card/ Transfers	Total
0080123551	MC2021-0269	03-15-2021	MISC: WEB PAYMENT						181.00	181.00
	LOPEZ RAMIREZ, FELIPE									
0080123552	MC2021-0268	03-15-2021	MISC: WEB PAYMENT						219.00	219.00
	LOPEZ RAMIREZ, FELIPE									
0080123553	MC2021-0281	03-15-2021	MISC: WEB PAYMENT						531.00	531.00
	DUNBAR, CULLEN FITZGERALD									
0080123554	MC2017-0797	03-15-2021	MISC: WEB PAYMENT						251.60	251.60
	PEREZ, STARR NATE									
0080123555	MC2021-0215	03-16-2021	MISC: PAID BY CASH BY SELF	66.00						66.00
	VILLANUEVA, LEONARD ANTHONY									
0080123556	MC2018-0100	03-16-2021	MISC: PBFCM #16198 AMARILL				561.60			561.60
	MORENO, BEDA ELAINE									
0080123557	MC2018-0206	03-17-2021	MISC: PBFCM AMARILLO 16232				709.80			709.80
	SUTTON, LARRY JAMES									
0080123558	MC2020-0745	03-17-2021	MISC: 19-206700902							87.21
	CORONA, JON DANIEL									
0080123559	MC2020-1336	03-16-2021	MISC: 19-143448685	1.90						1.90
	AGUILAR, NICHOLAS JR									
0080123560	MC2021-0290	03-17-2021	MISC: 19-225920313	531.00						531.00
	DAVIS, KERRY C									
0080123561	MC2015-0265	03-17-2021	MISC: WEB PAYMENT					27.60		27.60
	SALINAS, BELINDA									
0080123562	MC2020-0671	03-17-2021	MISC: WEB PAYMENT					122.90		122.90
	CRUZ, ISAAC III									
0080123563	MC2021-0194	03-17-2021	MISC: 19-172139319	81.58						81.58
	ALVAREZ, ALAINA JOANNE									
0080123564	MC2015-0487	03-17-2021	MISC: WEB PAYMENT					22.40		22.40
	SALINAS, BELINDA									
0080123565	MC2021-0129	03-17-2021	MISC: WEB PAYMENT					91.00		91.00
	LAX, ROBERT ELIJAH									
0080123566	MC2020-1322	03-17-2021	MISC: WEB PAYMENT					66.00		66.00
	GONZALES, ERMA GUTIERREZ									
0080123567	MC2020-1342	03-17-2021	MISC: WEB PAYMENT					66.00		66.00
	GONZALES, ERMA GUTIERREZ									
0080123568	MC2021-0267	03-17-2021	MISC: WEB PAYMENT					209.00		209.00
	SANCHEZ, DENISE									
0080123569	MC2020-1047	03-17-2021	MISC: WEB PAYMENT					381.00		381.00
	JIMENEZ, JOSEPH DOMINIC									
0080123570	MC2021-0296	03-18-2021	MISC: WEB PAYMENT					229.00		229.00
	HORTON, RICHARD FRANCIS									
0080123571	MC2021-0335	03-18-2021	MISC: WEB PAYMENT					219.00		219.00
	CALLES, MARGARITA ERNESTINA									
0080123572	MC2021-0127	03-18-2021	MISC: palmer wellhead serv			206.90				206.90
	PALMER, RODNEY ANDREW									
0080123573	MC2020-0540	03-18-2021	MISC: WEB PAYMENT					251.60		251.60
	LARA, CHEYENNE DAWN									
0080123574	MC2020-0310	03-18-2021	MISC: WEB PAYMENT					40.00		40.00
	AGUILAR, ALBERT V									
0080123575	MC2020-0311	03-18-2021	MISC: WEB PAYMENT					30.00		30.00
	AGUILAR, ALBERT V									
0080123576	MC2021-0073	03-18-2021	MISC: WEB PAYMENT					36.99		36.99
	GONZALEZ, JUAN ALFONSO									
0080123577	MC2020-0541	03-18-2021	MISC: WEB PAYMENT					523.30		523.30
	LARA, CHEYENNE DAWN									
0080123578	MC2018-0578	03-18-2021	MISC: 26727223127	295.80						295.80
	PEREZ, ERNEST JR									
0080123579	MC2018-0707	03-18-2021	MISC: 26727223127/20970479	366.60						366.60
	PEREZ, ERNEST JR									
0080123580	MC2018-1006	03-18-2021	MISC: WEB PAYMENT					583.80		583.80
	COUNCIL, CHRISTOPHER A									
0080123581	MC2019-0139	03-18-2021	MISC: WEB PAYMENT					270.00		270.00
	COUNCIL, CHRISTOPHER A									
0080123582	MC2018-0309	03-18-2021	MISC: WEB PAYMENT					263.30		263.30
	SMITH, LEE CHRISTOPHER									
0080123583	MC2017-1116	03-18-2021	MISC: WEB PAYMENT					278.60		278.60
	SMITH, LEE CHRISTOPHER									
0080123584	MC2017-1115	03-18-2021	MISC: WEB PAYMENT					338.80		338.80
	SMITH, LEE CHRISTOPHER									
0080123585	MC2020-0718	03-18-2021	MISC: PAID IN CASH BY SELF	67.90						67.90
	COUNTS, RICA LATOYA									
0080123586	MC2020-0719	03-18-2021	MISC: PAID BY CASH BY SELF	138.00						138.00
	COUNTS, RICA LATOYA									

Deposit Listing

Receipt Number	Cause Number	Date of Receipt	Cash	Money Order	Cashier Check	Other Checks	Jail Transfers	Community Cred-Card/Service Transfers	Total
0080123587	MC2021-0101	03-18-2021	MISC: WEB PAYMENT	02/22/20				136.50	136.50
	SALAZAR CASTILLO, DANTE A								
0080123588	MC2021-0101	03-18-2021	MISC: WEB PAYMENT					136.50	136.50
	SALAZAR CASTILLO, DANTE A								
0080123589	MC2018-0064	03-18-2021	MISC: PAID BY CARD IN PERS					171.60	171.60
	FARIAS, CARLOS								
0080123590	MC2020-1149	03-19-2021	MISC: PAID BY PHONE W CC					381.00	381.00
	PARIS, ANTHONY JAMES								
0080123591	MC2020-1359	03-19-2021	MISC: PAID BY CC BY PHONE					66.00	66.00
	VASQUEZ, MARIA LINDA								
0080123592	MC2021-0258	03-19-2021	MISC: PAID BY CC OVER PHON					206.90	206.90
	PERAZA, OSVALDO								
0080123593	MC2021-0049	03-19-2021	MISC: TX STALLION EXPRESS			281.19			281.19
	RIVERA-LOPEZ, FRANCISCO								
0080123594	MC2021-0098	03-19-2021	MISC: 19-240958007						67.34
	TOWNER, DUSTIN JAMES								
0080123595	MC2013-6713	03-22-2021	MISC: PAID BY PHONE W CC					325.00	325.00
	VACA, MARCO ANTONIO								
0080123596	MC2013-6857	03-22-2021	MISC: PAID BY CC BY PHONE					442.00	442.00
	VACA, MARCO ANTONIO								
0080123597	MC2021-0277	03-22-2021	MISC: PAID BY PHONE BY WIF					381.00	381.00
	BROCK, GEORGE ALLEN								
0080123598	MC2020-0290	03-22-2021	MISC: PAID BY CC BY PHONE					107.00	107.00
	MONTES, CORINE GUADALUPE								
0080123599	MC2021-0220	03-23-2021	MISC: WEB PAYMENT					199.00	199.00
	CRUZ DE CASTRO, ROSA MARITZA								
0080123600	MC2021-0221	03-23-2021	MISC: WEB PAYMENT					181.00	181.00
	CRUZ DE CASTRO, ROSA MARITZA								
0080123601	MC2021-0306	03-23-2021	MISC: PAID BY PHONE W CC					531.00	531.00
	FORRY, LINCOLN GEORGE								
0080123602	MC2020-0986	03-23-2021	MISC: PAID BY PHONE BY WIF					91.00	91.00
	VUKICEVIC, VLADIMIR N								
0080123603	MC2020-0901	03-23-2021	MISC: PAID BY PHONE W CC					273.00	273.00
	MILAM, GEORGE VERNON								
0080123604	MC2021-0305	03-23-2021	MISC: PAID BY CARD IN PERS					144.00	144.00
	RICHARDS, FRANCIS CLYDE								
0080123605	MC2020-1367	03-23-2021	MISC: PAID BY CC					100.00	100.00
	SMITH, CARL LEE								
0080123606	MC2021-0333	03-23-2021	MISC: WEB PAYMENT					209.00	209.00
	ALBRITTON, JEFFREY WAYNE								
0080123607	MC2021-0294	03-24-2021	MISC: PAID BY SELF IN CASH						50.00
	SANTOS, KRISTA		50.00						
0080123608	MC2021-0295	03-24-2021	MISC: PAID BY CASH BY SELF						50.00
	SANTOS, KRISTA		50.00						
0080123609	MC2018-0511	03-26-2021	MISC: 27095602105						55.00
	FRAGA, MERLINDA GONZALES		55.00						
0080123610	MC2018-0647	03-26-2021	MISC: 27095602105						64.44
	FRAGA, MERLINDA GONZALES		64.44						
0080123611	MC2020-0179	03-26-2021	MISC: KCN #10071				51.00		51.00
	HARTSFIELD, MICHAEL								
0080123612	MC2021-0326	03-26-2021	MISC: 2097003593880						144.00
	CISNEROS, ERNEST		144.00						
0080123613	MC2020-1176	03-26-2021	MISC: 27083661074						134.00
	ELLIOTT, WILLIAM S		134.00						
0080123614	MC2021-0283	03-26-2021	MISC: WEB PAYMENT					531.00	531.00
	FOUCHE, ETIENNE HERMANUS								
0080123615	MC2021-0260	03-26-2021	MISC: WEB PAYMENT					209.00	209.00
	MEGLEN, RYAN THOMAS								
0080123616	MC2021-0339	03-26-2021	MISC: WEB PAYMENT					219.00	219.00
	MONTEMAYOR, SONIA GABRIELA								
0080123617	MC2021-0159	03-26-2021	MISC: WEB PAYMENT					531.00	531.00
	VELASQUEZ, HENRY GILBERT								
0080123618	MC2021-0173	03-26-2021	MISC: WEB PAYMENT					206.90	206.90
	PEREZ, ROEL JR								
0080123619	MC2021-0163	03-26-2021	MISC: WEB PAYMENT					234.00	234.00
	VAZQUEZ GARCIA, PEDRO								
0080123620	MC2021-0322	03-26-2021	MISC: WEB PAYMENT					209.00	209.00
	WEAVER, PAUL ALEXANDER								
0080123621	MC2018-0934	03-26-2021	MISC: PAID IN CASH BY SELF						275.00
	VALDEZ, JORDAN MICHAEL ANTHONY		275.00						
0080123622	MC2019-0033	03-26-2021	MISC: 19-252427659						50.00
	SOLIZ, MERCEDES MARIA		50.00						

Deposit Listing

Receipt Number	Cause Number	Date of Receipt	Cash	Money Order	Cashier Check	Other Checks	Jail Transfers	Community Cred-Card/ Service Transfers	Total
0080123623	MC2020-1352	03-30-2021	MISC: WEB PAYMENT 2/26/202					200.00	200.00
	GRAVES, DERRICK LEON								
0080123624	MC2021-0312	03-30-2021	MISC: 26845155123						144.00
	LIMON, YULISA CASTILLO			144.00					
0080123625	MC2017-0279	03-30-2021	MISC: PBFCM #16260						308.10
	AGUIRRE, LISA					308.10			
0080123626	MC2017-0280	03-30-2021	MISC: PBFCM #16260						366.60
	AGUIRRE, LISA					366.60			
0080123627	MC2017-0281	03-30-2021	MISC: PBFCM #16260						308.10
	AGUIRRE, LISA					308.10			
0080123628	MC2017-0286	03-30-2021	MISC: PBFCM #16260						308.10
	AGUIRRE, LISA					308.10			
0080123629	MC2017-0288	03-30-2021	MISC: PBFCM #16260						308.10
	AGUIRRE, LISA					308.10			
0080123630	MC2017-0287	03-30-2021	MISC: PBFCM #16260						366.60
	AGUIRRE, LISA					366.60			
0080123631	MC2021-0287	03-30-2021	MISC: 19-174164671						531.00
	NORWOOD, NATHAN			531.00					
0080123632	MC2021-0280	03-30-2021	MISC: 27167562426						144.00
	CANTU, CAMERAN CHRISTINE			144.00					
0080123633	MC2021-0194	03-30-2021	MISC: 20961429350						115.32
	ALVAREZ, ALAINA JOANNE			115.32					
0080123634	MC2019-0355	03-30-2021	MISC: 27095602228						511.60
	ALVAREZ, ROGELIO SALINAS			511.60					
0080123635	MC2019-0616	03-30-2021	MISC: 27095602228						88.40
	ALVAREZ, ROGELIO SALINAS			88.40					
0080123636	MC2021-0089	03-30-2021	MISC: 1308319606						100.00
	WALKER, ROBERT LEE			100.00					
0080123637	MC2021-0158	03-30-2021	MISC: WEB PAYMENT					531.00	531.00
	LAWSON, JASON DONALD								
0080123638	MC2021-0349	03-30-2021	MISC: WEB PAYMENT					531.00	531.00
	STAGG, CHARLES ODELL								
0080123639	MC2020-0765	03-30-2021	MISC: PAID BY PHONE W CC					546.00	546.00
	MARTINEZ, RODOLFO JR								
0080123640	MC2019-0215	03-30-2021	MISC: PAYMENT BY PHONE					71.70	71.70
	MARTINEZ, ROXANNE								
0080123641	MC2021-0171	03-30-2021	MISC: PAID BY CASH BY SELF						231.90
	GARZA, MELISSA ANN			231.90					
0080123642	MC2011-3341	03-30-2021	MISC: PAID BY CC IN PERSON					40.00	40.00
	PENA YOUNG, PRISCILLA ANN								
0080123643	MC2020-0861	03-30-2021	MISC: PAID BY CC BY PHONE					66.00	66.00
	BEECHAM, JOHN L								
0080123644	MC2021-0289	03-30-2021	MISC: PAID BY CC OVER PHON					381.00	381.00
	PERKINS, ROBERT J								
0080123645	MC2020-0426	03-30-2021	MISC: PAID BY CC BY PHONE					346.00	346.00
	GARCIA, DENICE BENAVIDES								
0080123646	MC2021-0156	03-30-2021	MISC: PAID BY CC IN PERSON					106.00	106.00
	TORRES, NOAH DRAKE								
0080123647	MC2020-1188	03-30-2021	MISC: 19-252138483						66.00
	MEJIA, TRINITY MCKAYLA			66.00					
0080123648	MC2021-0250	03-30-2021	MISC: WEB PAYMENT					91.00	91.00
	MILES, JAMES WILLIAM								
0080123649	MC2020-0573	03-30-2021	MISC: PAID BY PHONE W CC					136.50	136.50
	ROBERSON, SHANNON DEON								
0080123650	MC2021-0386	03-30-2021	MISC: WEB PAYMENT					531.00	531.00
	GRAVES, JOSHUA LUKE								
0080123651	MC2021-0178	03-30-2021	MISC: WEB PAYMENT					531.00	531.00
	SANDERS, MIKEL TREMAYNE								
0080123652	MC2020-1377	03-30-2021	MISC: WEB PAYMENT					181.00	181.00
	MORENO, ANGELICA								
0080123653	MC2020-1376	03-30-2021	MISC: WEB PAYMENT					196.90	196.90
	MORENO, ANGELICA								
0080123654	MC2021-0337	03-30-2021	MISC: WEB PAYMENT					531.00	531.00
	CALDWELL, LEE EDWARD								
0080123655	MC2018-0822	03-30-2021	MISC: PAID BY CC OVER PHON					301.60	301.60
	SIAS, ARMANDO JAVIER								
0080123656	MC2020-0763	03-30-2021	MISC: PAID BY PHONE W CC					200.00	200.00
	TYLER, COLTON LAYNE								
0080123657	MC2018-1035	03-30-2021	MISC: PBFCM #16287						301.60
	GALO, RODERICK					301.60			
0080123658	MC2020-1007	03-30-2021	MISC: 20987916908						137.00
	MATHIS, RETAVIOUS JR			137.00					

Deposit Listing

Receipt Number	Cause Number	Date of Receipt	Cash	Money Order	Cashier Check	Other Checks	Jail Transfers	Community Cred-Card/ Service Transfers	Total
0080123659	MC2018-0473	03-30-2021	MISC: 19-250176025						450.00
	SALINAS, LEE ROY			450.00					
0080123660	MC2020-1352	03-30-2021	MISC: PAID BY CC BY PHONE					161.00	161.00
	GRAVES, DERRICK LEON								
0080123661	MC2020-0828	03-30-2021	MISC: PAID BY CC BY PHONE					91.00	91.00
	MOORE, KEVIN GENENDEE								
0080123662	MC2020-0632	03-31-2021	MISC: PAID BY PHONE					68.50	68.50
	MARTINEZ, LUIS MANUEL								
0080123663	MC2015-9701	03-31-2021	MISC: PAID BY PHONE, ESTHE						67.60
	PARRA, JESSE GABRIEL			67.60					
0080123664	MC2015-9901	03-31-2021	MISC: PAID BY PHONE					32.40	32.40
	PARRA, JESSE GABRIEL								
0080123665	MC2017-1096	03-31-2021	MISC: PAID BY PHONE					100.00	100.00
	GONZALES, ESTHER MARIE								
0080123666	MC2021-0096	03-31-2021	MISC: PAID BY PHONE					136.50	136.50
	RENDON, STEPHEN								
0801236340	MC2019-0214	03-30-2021	MISC: PAID BY PHONE W CC					128.30	128.30
	MARTINEZ, ROXANNE								
Report Totals			1,579.70	8,855.87	0.00	5,485.46	0.00	0.00 32,404.85	48,325.88

Money Totals Breakdown

Cash and Checks Collected	15,921.03
Jail Credit and Community Service	0.00
Credit Card Payments	32,404.85
Transfers	0.00
Total of all Collections	48,325.88

Money Distribution Report

Receipt Cause/Defendant	Codes	Amounts											Total
80123443 MC2020-0096 GONZALES, JENNIFER LEIGH Cash PAID IN CASH BY S	03-01-2021 CCC	6.20	MAF	5.00	LCCC	14.00	OMNR	10.00	TPRF	5.80			41.00
80123444 MC2021-0231 MCRADDEN, JEREMY CLAYTON Cash PAID BY CASH	03-01-2021 CCC DDC	62.00 10.00	MAF	5.00	LCCC	14.00	LTFC	3.00	STF1	50.00			144.00
80123445 MC2021-0172 JOHNSON, CARL ERVIN Company Check TEXAS CHAMPION BA	03-01-2021 CCC STF1	62.00 50.00	MAF	5.00	LCCC	14.00	FINE	100.00	LTFC	3.00			234.00
80123446 MC2019-0501 VARGAS, RONALD ALLEN Credit Card WEB PAYMENT	03-01-2021 CCC MBSF CSR	40.00 3.00 93.60	TECH IDFE	4.00 2.00	MAF TRPC	5.00 2.00	JRF OMNR	4.00 10.00	JSF FINE	6.00 186.00			355.60
80123447 MC2020-0950 BRIONES, ROBERT LEE Money Order USPS#26727218616	03-01-2021 FINE	66.00											66.00
80123448 MC2020-1189 MEJIA, TRINITY MCKAYLA Money Order 19-219102258	03-01-2021 CCC	19.38	MAF	1.56	LCCC	4.37	TPRF	4.69	FINE	36.00			66.00
80123449 MC2019-0428 ALVARADO, DAVID Money Order 26727218526	03-01-2021 FINE	30.00											30.00
80123450 MC2021-0098 TOWNER, DUSTIN JAMES Money Order 20970479894	03-01-2021 CCC	30.34	MAF	5.00	LCCC	14.00	TPRF	15.00	LTFC	3.00			67.34
80123451 MC2019-0501A VARGAS, RONALD ALLEN Credit Card WEB PAYMENT	03-01-2021 CCC MBSF	40.00 3.00	TECH IDFE	4.00 2.00	MAF OMNR	5.00 10.00	JRF FINE	4.00 196.00	JSF CSR	6.00 111.00			381.00
80123452 MC2021-0105 SOLIZ, AARON Credit Card WEB PAYMENT CC	03-01-2021 CCC	62.00	MAF	5.00	LCCC	14.00	TPRF	15.00	FINE	2.00			98.00
80123453 MC2021-0009 HERNANDEZ, RODOLFO Credit Card WEB PAYMENT CC	03-01-2021 TPRF	5.00	FINE	86.00									91.00
80123454 MC2020-0826 MARTINEZ, ELENITA Credit Card WEB PAYMENT CC	03-01-2021 CCC STF1	62.00 50.00	MAF	5.00	LCCC	14.00	FINE	72.90	LTFC	3.00			206.90
80123455 MC2021-0100 FRANCO, JOSE MARGARITO Credit Card WEB PAYMENT	03-01-2021 CCC STF1	62.00 50.00	MAF	5.00	LCCC	14.00	FINE	72.90	LTFC	3.00			206.90
80123456 MC2021-0148 DAHLEN, ZACHARY JAMES Credit Card WEB PAYMENT	03-02-2021 CCC STF1	62.00 50.00	MAF	5.00	LCCC	14.00	FINE	62.90	LTFC	3.00			196.90
80123457 MC2021-0108 SANAWARJIT, SINGH Credit Card WEB PAYMENT	03-02-2021 CCC	62.00	MAF	5.00	LCCC	14.00	FINE	450.00					531.00
80123458 MC2021-0198 MARTINEZ, ROSENDO Credit Card WEB PAYMENT	03-02-2021 CCC STF1	62.00 50.00	MAF	5.00	LCCC	14.00	FINE	62.90	LTFC	3.00			196.90
80123459 MC2021-0092 GARZA, FRANCISCO JAVIER Credit Card WEB PAYMENT	03-02-2021 CCC	62.00	MAF	5.00	LCCC	14.00	FINE	450.00					531.00
80123460 MC2020-1295 SHORT, REX DUANE Credit Card WEB PAYMENT	03-02-2021 CCC STF1	62.00 50.00	MAF	5.00	LCCC	14.00	FINE	82.90	LTFC	3.00			216.90

Money Distribution Report

Receipt Cause/Defendant	Codes\Amounts	Total
80123461 MC2020-1397 03-02-2021 CCC 62.00 MAF 5.00 LCCC 14.00 FINE 385.00		466.00
HARRIS, NATHANIEL L Money Order 209929348772		137.00
80123462 MC2020-1007 03-02-2021 FINE 137.00		
MATHIS, RETAVIOUS JR Money Order 20942749967		33.00
80123463 MC2019-0655 03-03-2021 CCC 7.00 TECH 4.00 MAF 5.00 JRF 4.00 JSF 6.00		
GONZALEZ, CHRISTINE MARIE MBSF 3.00 IDFE 2.00 TRPC 2.00		33.00
Cash PAID BY CASH BY S		33.00
80123464 MC2020-0897 03-03-2021 CCC 14.00 MAF 5.00 LCCC 14.00		
GONZALEZ, CHRISTINE MARIE Cash PAID BY CASH BY S		34.00
80123465 MC2020-0898 03-03-2021 CCC 15.00 MAF 5.00 LCCC 14.00		
GONZALEZ, CHRISTINE MARIE Cash PAID BY CASH BY S		25.00
80123466 MC2017-1047 03-03-2021 FINE 25.00		
FLORES, PAUL JACOB Credit Card WEB PAYMENT		25.00
80123467 MC2018-0587 03-03-2021 CCC 24.00 TRPC 1.00		
FLORES, PAUL JACOB Credit Card WEB PAYMENT		206.90
80123468 MC2020-1222 03-03-2021 CCC 62.00 MAF 5.00 LCCC 14.00 FINE 72.90 LTFC 3.00		
GARCIA, JON ERIC STP1 50.00		33.00
Credit Card WEB PAYMENT		
80123469 JUV2020-0281 03-03-2021 CCC 10.69 MAF 3.28 LCCC 9.19 TPRF 9.84		
FOLEY, JALIL TRISTIAN Credit Card WEB PAYMENT		181.00
80123470 MC2020-0047 03-03-2021 CCC 62.00 MAF 5.00 LCCC 14.00 FINE 47.00 LTFC 3.00		
SWINT, RONALD CHESTER STP1 50.00		215.00
Credit Card WEB PAYMENT		
80123471 MC2020-0458 03-03-2021 CCC 62.00 MAF 5.00 LCCC 14.00 TPRF 15.00 FINE 66.00		
HOLT, NICHOLAS CHASE LTFC 3.00 STP1 50.00		206.90
Credit Card WEB PAYMENT		
80123472 MC2021-0155 03-03-2021 CCC 62.00 MAF 5.00 LCCC 14.00 FINE 72.90 LTFC 3.00		
CRUZ, MORALES HECTOR STP1 50.00		256.90
Credit Card WEB PAYMENT		
80123473 MC2020-0929 03-03-2021 CCC 62.00 MAF 5.00 LCCC 14.00 FINE 122.90 LTFC 3.00		
MORIN, NOE JR STP1 50.00		70.00
Credit Card WEB PAYMENT		
80123474 MC2020-1340 03-03-2021 CCC 15.00 FINE 55.00		
PACHECO, ANTHONY LEE Cash PAID IN CASH BY S		310.10
80123475 MC2016-0908 03-03-2021 CCC 40.00 TFC 3.00 TECH 4.00 MAF 5.00 TIME 25.00		
BENTON, JEREMY F STF 30.00 JRF 4.00 JSF 6.00 MBSF 3.00 IDFE 2.00		
Credit Card TCL 0.10 TRPC 2.00 OMNC 4.00 OMND 20.00 OMNO 6.00		
WEB PAYMENT FINE 72.90 CSRV 83.10		381.60
80123476 MC2016-0910 03-03-2021 CCC 40.00 TECH 4.00 MAF 5.00 JRF 4.00 JSF 6.00		
BENTON, JEREMY P MBSF 3.00 IDFE 2.00 TRPC 2.00 OMNC 4.00 OMND 20.00		
Credit Card OMNO 6.00 FINE 186.00 CSRV 99.60		392.00
WEB PAYMENT		
80123477 MC2017-0111 03-03-2021 CCC 40.00 TECH 4.00 MAF 5.00 JRF 4.00 JSF 6.00		
BENTON, JEREMY F MBSF 3.00 IDFE 2.00 OMNC 4.00 OMND 20.00 OMNO 6.00		
Credit Card DPSF 196.00 CSRV 102.00		96.00
WEB PAYMENT		
80123478 MC2021-0089 03-05-2021 CCC 62.00 MAF 5.00 LCCC 14.00 TPRF 15.00		
WALKER, ROBERT LEE Money Order 1307856669		

Money Distribution Report

Receipt Cause/Defendant	Codes\Amounts	Total
80123479 MC2021-0212 03-05-2021 CCC 62.00 MAF 5.00 LCCC 14.00 LTFC 3.00 STF1 50.00 144.00		
MUNDY, WELDON LEE	DDC 10.00	
Money Order		
27066488141		
80123480 MC2016-0943 03-05-2021 CCC 40.00 TFC 3.00 TECH 4.00 MAF 5.00 WRNT 50.00 327.60		
SHELP, JEREMIAH NATHANIEL	STF 30.00 JRF 4.00 JSF 6.00 MBSF 3.00 IDFE 2.00	
Company Check	TCL 0.10 TRPC 2.00 OMNC 4.00 OMND 20.00 OMNO 6.00	
PBFCM #16174 AMAR	FINE 72.90 CSRV 75.60	
80123481 MC2011-3587 03-05-2021 CCC 40.00 TECH 4.00 MAF 5.00 WRNT 50.00 JRF 4.00 266.50		
ALVAREZ, ROGELIO JR	JSF 6.00 MBSF 3.00 IDFE 2.00 FINE 91.00 CSRV 61.50	
Money Order		
20961429105		
80123482 MC2011-3588 03-05-2021 CCC 40.00 TECH 4.00 MAF 5.00 WRNT 50.00 JRF 4.00 520.00		
ALVAREZ, ROGELIO JR	JSF 6.00 MBSF 3.00 IDFE 2.00 FINE 286.00 CSRV 120.00	
Money Order		
20961429105		
80123483 MC2011-3632 03-05-2021 CCC 40.00 TECH 4.00 MAF 5.00 WRNT 50.00 JRF 4.00 403.00		
ALVAREZ, ROGELIO JR	JSF 6.00 MBSF 3.00 IDFE 2.00 DPSF 196.00 CSRV 93.00	
Money Order		
20961429104		
80123484 MC2021-0249 03-05-2021 CCC 62.00 MAF 5.00 LCCC 14.00 FINE 85.00 LTFC 3.00 219.00		
SALINAS, ALFREDO HERNANDEZ	STF1 50.00	
Cash		
PAID BY CASH BY S		
80123485 MC2020-0069 03-05-2021 CCC 62.00 MAF 5.00 WRNT 50.00 LCCC 14.00 OMNR 10.00 359.97		
ACEVEDO, AARON	FINE 82.90 LTFC 3.00 STF1 50.00 CSRV 83.07	
Company Check		
PBFCM#16174		
80123486 MC2020-1394 03-05-2021 CCC 40.00 TECH 4.00 MAF 5.00 WRNT 50.00 JRF 4.00 486.20		
ACEVEDO, AARON	JSF 6.00 MBSF 3.00 IDFE 2.00 OMNR 10.00 DPSF 250.00	
Company Check	CSRV 112.20	
PBFCM#16174		
80123487 MC2021-0234 03-05-2021 CCC 62.00 MAF 5.00 LCCC 14.00 FINE 100.00 181.00		
MARTINEZ, GRACIELA		
Credit Card		
WEB PAYMENT		
80123488 MC2020-0630 03-05-2021 CCC 49.08 MAF 3.96 LCCC 11.08 TPRF 11.88 FINE 66.00 195.00		
BILBRY, STEPHANIE MICHELLE	LTFC 3.00 STF1 50.00	
Credit Card		
WEB PAYMENT		
80123489 MC2020-1250 03-05-2021 FINE 264.00 264.00		
LOUIS, LEON MICHAEL		
Money Order		
MO#19-240896622		
80123490 MC2021-0058 03-05-2021 CCC 58.77 MAF 4.74 LCCC 13.27 TPRF 14.22 91.00		
WATERS, BRYANT KIMBERLY		
Money Order		
27230933125		
80123491 MC2018-0601 03-05-2021 CCC 40.00 TFC 3.00 TECH 4.00 MAF 5.00 STF 30.00 212.00		
PALACIO, FRANCISCO J.	JRF 4.00 JSF 6.00 MBSF 3.00 IDFE 2.00 TCL 0.10	
Credit Card	TRPC 2.00 OMNC 4.00 OMND 20.00 OMNO 6.00 FINE 82.90	
WEB PAYMENT		
80123492 MC2018-0788 03-05-2021 CCC 40.00 TSCH 4.00 MAF 5.00 JRF 4.00 JSF 6.00 290.00		
PALACIO, FRANCISCO J.	MBSF 3.00 IDFE 2.00 OMNC 4.00 OMND 20.00 OMNO 6.00	
Credit Card	DPSF 196.00	
WEB PAYMENT		
80123493 MC2021-0124 03-05-2021 FINE 103.00 STF1 8.00 OPMT 1.00 112.00		
DOMINGUEZ, NANCY REYES		
Money Order		
26727218774		
80123494 MC2020-0632 03-10-2021 FINE 68.50 68.50		
MARTINEZ, LUIS MANUEL		
Credit Card		
PHONE PAYMENT		
80123495 MC2020-1356 03-10-2021 CCC 62.00 MAF 5.00 LCCC 14.00 TPRF 1.67 82.67		
EVANS, DAVID CHRISTOPHER		
Credit Card		
WEB PAYMENT		
80123496 MC2020-1247 03-10-2021 CCC 62.00 MAF 5.00 LCCC 14.00 FINE 100.00 181.00		
VALENZUELA VELO, LUIS FERNANDO		
Credit Card		
WEB PAYMENT		

Money Distribution Report

Receipt Cause/Defendant	Codes\Amounts	Total
80123497 MC2020-0065 03-08-2021 OMNR 10.00 TPRF 15.00 FINE 125.00 MEJIA, JENNIFER Money Order 19-172139273		150.00
80123498 MC2020-0050 03-08-2021 CCC 62.00 MAF 5.00 WRNT 50.00 LCCC 14.00 FINE 206.00 MILLER, ZACHARY DAVID Money Order 27107390878		337.00
80123499 MC2021-0116 03-10-2021 CCC 62.00 MAF 5.00 LCCC 13.00 BARKLEY, JOSEPH TRENT Cash CASH BY SELF		80.00
80123500 MC2021-0235 03-10-2021 CCC 62.00 MAF 5.00 LCCC 14.00 LTFC 3.00 STF1 50.00 CASTRO, KRIONA MICHELE Money Order 26727221654	DDC 10.00	144.00
80123501 MC2021-0130 03-10-2021 FINE 25.47 LTFC 0.82 STF1 13.71 BUEGELER, MICHAEL RAY Cash PAID BY CASH BY S		40.00
80123502 MC2020-1085 03-10-2021 CCC 25.01 STF1 11.98 PUENTES, JOE LEE Money Order 20961429146		36.99
80123503 MC2020-1215 03-10-2021 FINE 6.00 STF1 44.00 MACIAS, OSCAR SOLIZ Money Order 04113500904		50.00
80123504 MC2021-0270 03-10-2021 CCC 62.00 MAF 5.00 LCCC 14.00 LTFC 3.00 STF1 50.00 HENSCH, ALTON DARRELL Money Order 5031579 PROSPERIT	DDC 10.00	144.00
80123505 MC2019-0136 03-10-2021 FINE 26.00 REYNA, THELMA LIZA Money Order 20970479947		26.00
80123506 MC2019-0815 03-10-2021 CCC 14.00 REYNA, DIA Money Order 20970479947		14.00
80123507 MC2020-1121 03-10-2021 CCC 62.00 MAF 5.00 LCCC 14.00 FINE 72.90 LTFC 3.00 FLORES, ADRIAN MACARIO Credit Card WEB PAYMENT	STF1 50.00	206.90
80123508 MC2020-0205 03-10-2021 CCC 62.00 MAF 5.00 LCCC 14.00 TPRF 15.00 FINE 91.00 WALLACE, DAKODA JOE Credit Card WEB PAYMENT		187.00
80123509 MC2020-0981 03-10-2021 FINE 30.00 MOLINA, IRENIA Money Order 27095601598		30.00
80123510 MC2020-0206 03-10-2021 CCC 62.00 MAF 5.00 LCCC 14.00 TPRF 15.00 FINE 206.00 WALLACE, DAKODA JOE Credit Card WEB PAYMENT		302.00
80123511 MC2020-0832 03-10-2021 DEFF 83.00 LOPEZ, NATHANIEL Credit Card WEB PAYMENT		83.00
80123512 MC2021-0040 03-10-2021 TPRF 15.00 FINE 15.00 STF1 50.00 PEREZ, ASHLEY ELIZABETH Credit Card WEB PAYMENT		80.00
80123513 MC2021-0246 03-10-2021 CCC 62.00 MAF 5.00 LCCC 14.00 FINE 450.00 CHACON PAJAN, YUVER Credit Card WEB PAYMENT		531.00
80123514 MC2021-0278 03-10-2021 CCC 62.00 MAF 5.00 LCCC 14.00 FINE 75.00 LTFC 3.00 GARZA, ASHLEY ELIZABETH Credit Card WEB PAYMENT	STF1 50.00	209.00

Money Distribution Report

Receipt Cause/Defendant	Codes\Amounts	Total
80123515 MC2021-0228 03-10-2021 CCC 62.00 MAF 5.00 LCCC 14.00 FINE 450.00 VALLECILLO, JOSE ANGEL Credit Card WEB PAYMENT		531.00
80123516 MC2021-0122 03-10-2021 CCC 62.00 MAF 5.00 LCCC 14.00 FINE 300.00 COWLEY, LUTHER RAY Credit Card WEB PAYMENT		381.00
80123517 MC2020-1041 03-10-2021 CCC 62.00 MAF 5.00 LCCC 14.00 FINE 123.00 LTFC 3.00 FONSECA, CARLOS JOSEPH Credit Card WEB PAYMENT	STF1 50.00	257.00
80123518 MC2020-0669 03-10-2021 CCC 62.00 MAF 5.00 LCCC 14.00 FINE 62.90 LTFC 3.00 QUINTANILLA, MARIA CELESTE Credit Card WEB PAYMENT	STF1 50.00	196.90
80123519 MC2020-0669 03-10-2021 CCC 62.00 MAF 5.00 LCCC 14.00 FINE 300.00 QUINTANILLA, MARIA CELESTE Credit Card WEB PAYMENT		381.00
80123520 MC2021-0067 03-10-2021 CCC 62.00 MAF 5.00 LCCC 14.00 FINE 300.00 LEBLANC, JOHN W Credit Card WEB PAYMENT		381.00
80123521 MC2020-1083 03-10-2021 CCC 62.00 MAF 5.00 LCCC 14.00 OMNR 10.00 TPRF 15.00 RODRIGUEZ, DANIEL TREVINO Credit Card WEB PAYMENT	LTFC 3.00 STF1 7.37	116.37
80123522 MC2019-0770 03-10-2021 FINE 26.50 REYNA, MICHAEL ANTHONY Credit Card WEB PAYMENT		26.50
80123523 MC2020-0566 03-10-2021 CCC 62.00 MAF 5.00 LCCC 14.00 TPRF 15.00 REYNA, MICHAEL ANTHONY Credit Card WEB PAYMENT		96.00
80123524 MC2010-3022 03-10-2021 CCC 40.00 TECH 4.00 MAF 5.00 JRF 4.00 JSF 6.00 FARIAS, OSCAR LEE Money Order 10840995411	MBSF 3.00 IDFE 2.00 FINE 200.00 CSRV 94.20 OMNC 4.00 OMND 20.00 OMNO 6.00	389.20
80123525 MC2021-0247 03-11-2021 CCC 62.00 MAF 5.00 LCCC 14.00 FINE 450.00 MARTINEZ MATA, JORGE HOMAR Credit Card WEB PAYMENT		531.00
80123526 MC2020-0981 03-11-2021 FINE 6.90 MOLINA, IRENEA Cash PAID IN CASH BY S		6.90
80123527 MC2012-5477 03-12-2021 CCC 40.00 TFC 3.00 TECH 4.00 MAF 5.00 WRNT 50.00 BOLLOM, ANTHONY LEE Money Order 19-231692134	DPSC 30.00 STF 30.00 JRF 4.00 JSF 6.00 MBSF 3.00 IDFE 2.00 TCL 0.10 FINE 72.90 CSRV 75.00	325.00
80123528 MC2021-0107 03-12-2021 CCC 62.00 MAF 5.00 LCCC 14.00 FINE 62.90 LTFC 3.00 MARTINEZ, MARTINA MARIE Credit Card WEB PAYMENT	STF1 50.00	196.90
80123529 MC2021-0242 03-12-2021 CCC 62.00 MAF 5.00 LCCC 14.00 FINE 450.00 VILLEGAS, ABEL P Credit Card WEB PAYMENT		531.00
80123530 MC2021-0013 03-12-2021 CCC 51.66 MAF 4.17 LCCC 11.67 TPRF 12.50 LUNSFORD, BRIAN DAMON Credit Card WEB PAYMENT		80.00
80123531 MC2020-1144 03-12-2021 CCC 33.54 LTFC 1.78 LEAL, MELISSA PENA Credit Card WEB PAYMENT		35.32
80123532 MC2020-0202 03-12-2021 FINE 113.00 NAVARRO, JOHN FERNANDO Credit Card WEB PAYMENT		113.00

Money Distribution Report

Receipt Cause/Defendant	Codes\Amounts	Total
80123533 MC2017-0804 03-12-2021 TECH 3.09 MAF 3.85 JRF 3.09 JSF 4.62 MBSF 2.31 20.00 VERNON, ALLAN WALLACE Money Order 19-219102310	IDFE 1.55 TRPC 1.49	186.05
80123534 MC2020-0065 03-12-2021 WRNT 50.00 FINE 58.50 CSRV 77.55 MEJIA, JENNIFER Money Order 209704799634		42.00
80123535 MC2021-0203 03-15-2021 CCC 23.00 MAF 5.00 LCCC 14.00 ALBIAR, JAIME Money Order 26727223083		200.00
80123536 MC2021-0239 03-15-2021 CCC 62.00 MAF 5.00 LCCC 14.00 FINE 119.00 OCHOA, ERWIN IVAN Credit Card WEB PAYMENT		66.00
80123537 MC2020-1291 03-15-2021 LCCC 1.00 TPRF 15.00 FINE 50.00 DAVID, JACOB Credit Card WEB PAYMENT		481.00
80123538 MC2020-0367 03-15-2021 CCC 62.00 MAF 5.00 LCCC 14.00 FINE 400.00 HILTON, SHAWNA LEEANNE Credit Card WEB PAYMENT		210.00
80123539 MC2010-2325 03-15-2021 CCC 40.00 TECH 4.00 MAF 5.00 DPSC 30.00 JRF 4.00 HERRERA, ELYSE BRITTANY Credit Card WEB PAYMENT	JSF 6.00 MBSF 3.00 IDFE 2.00 FINE 45.50 CSRV 70.50	66.00
80123540 MC2021-0117 03-15-2021 CCC 62.00 MAF 4.00 TREVINO, LUIS Credit Card WEB PAYMENT		100.00
80123541 MC2014-8922 03-15-2021 CCC 40.00 TECH 4.00 MAF 5.00 JRF 4.00 JSF 6.00 HERRERA, REBECCA CANTU Credit Card WEB PAYMENT	MBSF 3.00 IDFE 2.00 TRPC 2.00 TPRF 15.00 CSRV 19.00	258.10
80123542 MC2017-0903 03-15-2021 CCC 40.00 TECH 4.00 MAF 5.00 JRF 4.00 JSF 6.00 MENA SAN ROMAN, GERBER ANTONIO Credit Card WEB PAYMENT	MBSF 3.00 IDFE 2.00 TRPC 2.00 OMNC 4.00 OMND 20.00	277.60
80123543 MC2017-0902 03-15-2021 CCC 40.00 TFC 3.00 TECH 4.00 MAF 5.00 STF 30.00 MENA SAN ROMAN, GERBER ANTONIO Credit Card WEB PAYMENT	JRF 4.00 JSF 6.00 MBSF 3.00 IDFE 2.00 TCL 0.10 TRPC 2.00 OMNC 4.00 OMND 20.00 OMNO 6.00 FINE 72.90 CSRV 75.60	79.20
80123544 MC2021-0030 03-15-2021 CCC 62.00 MAF 5.00 LCCC 12.20 DILES, STEVEN BOYD Credit Card WEB PAYMENT		48.20
80123545 MC2016-0702 03-15-2021 FINE 25.00- CSRV 73.20 RAMIREZ, ALEXANDRIA MARIE Credit Card WEB PAYMENT		332.00
80123546 MC2016-1024 03-15-2021 CCC 40.00 TECH 4.00 MAF 5.00 TIME 25.00 JRF 4.00 RAMIREZ, ALEXANDRIA MARIE Credit Card WEB PAYMENT	JSF 6.00 MBSF 3.00 IDFE 2.00 OMNC 4.00 OMND 20.00 OMNO 6.00 DPSF 96.00 CSRV 117.00	290.50
80123547 34-91A 03-15-2021 CCC 40.00 TECH 4.00 MAF 5.00 DPSC 30.00 JRF 4.00 PEREZ, BOVE JOSE Credit Card WEB PAYMENT	JSF 4.00 MBSF 3.00 FINE 100.00 CSRV 100.50	268.50
80123548 34-49A 03-15-2021 CCC 40.00 TFC 3.00 TECH 4.00 MAF 5.00 DPSC 30.00 PEREZ, BOVE JOSE Credit Card WEB PAYMENT	STF 30.00 JRF 4.00 JSF 4.00 MBSF 3.00 FINE 72.00 CSRV 73.50	93.50
80123549 MC2020-0129 03-15-2021 CCC 47.95 MAF 3.87 LCCC 10.83 TPRF 11.60 FINE 19.25 RAMON, LETICIA ANN Credit Card WEB PAYMENT		35.00
80123550 MC2020-0965 03-15-2021 FINE 8.98 LPPC 1.47 STF1 24.55 RAMOS, ELDA FARIAS Credit Card WEB PAYMENT		

Money Distribution Report

Receipt Cause/Defendant	Codes\Amounts	Total
80123551 MC2021-0269 03-15-2021 CCC 62.00 MAF 5.00 LCCC 14.00 FINE 100.00		181.00
LOPEZ RAMIREZ, FELIPE		
Credit Card		
WEB PAYMENT		
80123552 MC2021-0268 03-15-2021 CCC 62.00 MAF 5.00 LCCC 14.00 FINE 85.00 LTFC 3.00		219.00
LOPEZ RAMIREZ, FELIPE	STF1 50.00	
Credit Card		
WEB PAYMENT		
80123553 MC2021-0281 03-15-2021 CCC 62.00 MAF 5.00 LCCC 14.00 FINE 450.00		531.00
DUNBAR, CULLEN FITZGERALD		
Credit Card		
WEB PAYMENT		
80123554 MC2017-0797 03-15-2021 CCC 40.00 TECH 4.00 MAF 5.00 TIME 25.00 JRF 4.00		251.60
PEREZ, STARR NATE	JSP 6.00 MBSF 3.00 IDFE 2.00 TRPC 2.00 FINE 91.00	
Credit Card	CSRV 69.60	
WEB PAYMENT		
80123555 MC2021-0215 03-16-2021 CCC 62.00 MAF 4.00		66.00
VILLANUEVA, LEONARD ANTHONY		
Cash		
PAID BY CASH BY S		
80123556 MC2018-0100 03-16-2021 CCC 40.00 TECH 4.00 MAF 5.00 WRNT 50.00 JRF 4.00		561.60
MORENO, BEDA ELAINE	JSP 6.00 MBSF 3.00 IDFE 2.00 TRPC 2.00 OMNC 4.00	
Company Check	OMND 20.00 OMNO 6.00 FINE 286.00 CSRV 129.60	
PBFCM #16198 AMAR		
80123557 MC2018-0206 03-17-2021 CCC 40.00 TECH 4.00 MAF 5.00 WRNT 50.00 JRF 4.00		709.80
SUTTON, LARRY JAMES	JSP 6.00 MBSF 3.00 IDFE 2.00 TRPC 2.00 OMNC 4.00	
Company Check	OMND 20.00 OMNO 6.00 FINE 400.00 CSRV 163.80	
PBFCM AMARILLO 16		
80123558 MC2020-0745 03-17-2021 FINE 87.21		87.21
CORONA, JON DANIEL		
Money Order		
19-206700902		
80123559 MC2020-1336 03-16-2021 STF1 1.90		1.90
AGUILAR, NICHOLAS JR		
Money Order		
19-143448685		
80123560 MC2021-0290 03-17-2021 CCC 62.00 MAF 5.00 LCCC 14.00 FINE 450.00		531.00
DAVIS, KERRY C		
Money Order		
19-225920313		
80123561 MC2015-0265 03-17-2021 FINE 2.00 CSRV 25.60		27.60
SALINAS, BELINDA		
Credit Card		
WEB PAYMENT		
80123562 MC2020-0671 03-17-2021 CCC 4.53 MAF 0.36 LCCC 1.02 TPRF 1.09 FINE 62.90		122.90
CRUZ, ISAAC III	LTFC 3.00 STF1 50.00	
Credit Card		
WEB PAYMENT		
80123563 MC2021-0194 03-17-2021 CCC 62.00 MAF 5.00 LCCC 14.00 LTFC 0.33 STF1 0.25		81.58
ALVAREZ, ALAINA JOANNE		
Money Order		
19-172139319		
80123564 MC2015-0487 03-17-2021 CCC 7.61 TECH 2.32 MAF 2.90 TIME 0.49 DPSC 0.39		22.40
SALINAS, BELINDA	JRF 2.32 JSP 3.47 MBSF 1.74 IDFE 1.16	
Credit Card		
WEB PAYMENT		
80123565 MC2021-0129 03-17-2021 CCC 5.00 FINE 86.00		91.00
LAX, ROBERT ELIJAH		
Credit Card		
WEB PAYMENT		
80123566 MC2020-1322 03-17-2021 DEFF 66.00		66.00
GONZALES, ERMA GUTIERREZ		
Credit Card		
WEB PAYMENT		
80123567 MC2020-1342 03-17-2021 CCC 62.00 MAF 4.00		66.00
GONZALES, ERMA GUTIERREZ		
Credit Card		
WEB PAYMENT		
80123568 MC2021-0267 03-17-2021 CCC 62.00 MAF 5.00 LCCC 14.00 FINE 75.00 LTFC 3.00		209.00
SANCHEZ, DENISE	STF1 50.00	
Credit Card		
WEB PAYMENT		

Money Distribution Report

Receipt Cause/Defendant	Codes\Amounts	Total
80123569 MC2020-1047 03-17-2021 CCC 62.00 MAF 5.00 LCCC 14.00 FINE 300.00		381.00
JIMENEZ, JOSEPH DOMINIC Credit Card WEB PAYMENT		
80123570 MC2021-0296 03-18-2021 CCC 62.00 MAF 5.00 LCCC 14.00 FINE 95.00 LTFC 3.00		229.00
HORTON, RICHARD FRANCIS Credit Card WEB PAYMENT	STF1 50.00	
80123571 MC2021-0335 03-18-2021 CCC 62.00 MAF 5.00 LCCC 14.00 FINE 85.00 LTFC 3.00		219.00
CALLES, MARGARITA ERNESTINA Credit Card WEB PAYMENT	STF1 50.00	
80123572 MC2021-0127 03-18-2021 CCC 62.00 MAF 5.00 LCCC 14.00 FINE 72.90 LTFC 3.00		206.90
PALMER, RODNEY ANDREW Company Check palmer wellhead s	STF1 50.00	
80123573 MC2020-0540 03-18-2021 CCC 62.00 MAF 5.00 LCCC 14.00 OMNR 10.00 FINE 91.00		251.60
LARA, CHEYENNE DAWN Credit Card WEB PAYMENT	CSRV 69.60	
80123574 MC2020-0310 03-18-2021 CCC 21.00 MAF 5.00 LCCC 14.00		40.00
AGUILAR, ALBERT V Credit Card WEB PAYMENT		
80123575 MC2020-0311 03-18-2021 CCC 16.80 MAF 1.35 LCCC 3.79 TPRF 4.06 LTFC 1.43		30.00
AGUILAR, ALBERT V Credit Card WEB PAYMENT	STF1 2.57	
80123576 MC2021-0073 03-18-2021 CCC 2.99 MAF 5.00 LCCC 14.00 TPRF 15.00		36.99
GONZALEZ, JUAN ALPONSO Credit Card WEB PAYMENT		
80123577 MC2020-0541 03-18-2021 CCC 62.00 MAF 5.00 LCCC 14.00 OMNR 10.00 FINE 300.00		523.30
LARA, CHEYENNE DAWN Credit Card WEB PAYMENT	CSRV 132.30	
80123578 MC2018-0578 03-18-2021 OMNC 4.00 OMND 20.00 OMNO 6.00 FINE 186.00 CSRV 79.80		295.80
PEREZ, ERNEST JR Money Order 26727223127		
80123579 MC2018-0707 03-18-2021 CCC 40.00 TECH 4.00 MAF 5.00 JRF 4.00 JSF 6.00		366.60
PEREZ, ERNEST JR Money Order 26727223127/20970	MBSF 3.00 IDFE 2.00 TRPC 2.00 OMNC 4.00 OMND 20.00 OMNO 6.00 FINE 186.00 CSRV 84.60	
80123580 MC2018-1006 03-18-2021 CCC 40.00 TECH 4.00 MAF 5.00 JRF 4.00 JSF 6.00		583.80
COUNCIL, CHRISTOPHER A Credit Card WEB PAYMENT	MBSF 3.00 IDFE 2.00 TRPC 2.00 OMNR 10.00 OMNO 10.00 FINE 350.00 CSRV 157.80	
80123581 MC2019-0139 03-18-2021 CCC 40.00 TECH 4.00 MAF 5.00 JRF 4.00 JSF 6.00		270.00
COUNCIL, CHRISTOPHER A Credit Card WEB PAYMENT	MBSF 3.00 IDFE 2.00 OMNR 10.00 DPSF 100.00 CSRV 96.00	
80123582 MC2018-0309 03-18-2021 CCC 40.00 TECH 4.00 MAF 5.00 JRF 4.00 JSF 6.00		263.30
SMITH, LEE CHRISTOPHER Credit Card WEB PAYMENT	MBSF 3.00 IDFE 2.00 OMNC 4.00 OMND 20.00 OMNO 6.00 DPSF 100.00 CSRV 69.30	
80123583 MC2017-1116 03-18-2021 CCC 40.00 TECH 4.00 MAF 5.00 JRF 4.00 JSF 6.00		278.60
SMITH, LEE CHRISTOPHER Credit Card WEB PAYMENT	MBSF 3.00 IDFE 2.00 TRPC 2.00 OMNC 4.00 OMND 20.00 OMNO 6.00 FINE 110.00 CSRV 72.60	
80123584 MC2017-1115 03-18-2021 CCC 40.00 TFC 3.00 TECH 4.00 MAF 5.00 STF 30.00		338.80
SMITH, LEE CHRISTOPHER Credit Card WEB PAYMENT	JRF 4.00 JSF 6.00 MBSF 3.00 IDFE 2.00 TCL 0.10 TRPC 2.00 OMNC 4.00 OMND 20.00 OMNO 6.00 FINE 123.00 CSRV 86.70	
80123585 MC2020-0718 03-18-2021 FINE 36.85 LTFC 1.76 STF1 29.29		67.90
COUNTS, RICA LATOYA Cash PAID IN CASH BY S		
80123586 MC2020-0719 03-18-2021 CCC 52.00 FINE 86.00		138.00
COUNTS, RICA LATOYA Cash PAID BY CASH BY S		

Money Distribution Report

Receipt Cause/Defendant	Codes\Amounts	Total
80123587 MC2021-0101 03-18-2021 CCC 62.00 MAF 5.00 LCCC 14.00 TPRF 15.00 FINE 40.50		136.50
SALAZAR CASTILLO, DANTE A Credit Card WEB PAYMENT 02/22		136.50
80123588 MC2021-0101 03-18-2021 FINE 136.50		
SALAZAR CASTILLO, DANTE A Credit Card WEB PAYMENT		171.60
80123589 MC2018-0064 03-18-2021 WRNT 50.00 TIME 25.00 FINE 57.00 CSRV 39.60		
FARIAS, CARLOS Credit Card PAID BY CARD IN P		381.00
80123590 MC2020-1149 03-19-2021 CCC 62.00 MAF 5.00 LCCC 14.00 FINE 300.00		
PARIS, ANTHONY JAMES Credit Card PAID BY PHONE W C		66.00
80123591 MC2020-1359 03-19-2021 DEFF 66.00		
VASQUEZ, MARIA LINDA Credit Card PAID BY CC BY PHO		206.90
80123592 MC2021-0258 03-19-2021 CCC 62.00 MAF 5.00 LCCC 14.00 FINE 72.90 LTFC 3.00		
PERAZA, OSVALDO Credit Card PAID BY CC OVER P	STF1 50.00	281.19
80123593 MC2021-0049 03-19-2021 CCC 62.00 MAF 5.00 LCCC 14.00 FINE 200.19		
RIVERA-LOPEZ, FRANCISCO Company Check TX STALLION EXPRE		67.34
80123594 MC2021-0098 03-19-2021 CCC 31.66 STF1 35.68		
TOWNER, DUSTIN JAMES Money Order 19-240958007		325.00
80123595 MC2013-6713 03-22-2021 CCC 40.00 TFC 3.00 TECH 4.00 MAF 5.00 WRNT 50.00 DPSC 30.00		
VACA, MARCO ANTONIO Credit Card PAID BY PHONE W C	DPSC 30.00 IDFE 2.00 TCL 0.10 FINE 72.90 CSRV 75.00	442.00
80123596 MC2013-6857 03-22-2021 CCC 40.00 TECH 4.00 MAF 5.00 WRNT 50.00 DPSC 30.00		
VACA, MARCO ANTONIO Credit Card PAID BY CC BY PHO	JRF 4.00 JSF 6.00 MBSF 3.00 IDFE 2.00 DPSC 196.00	381.00
80123597 MC2021-0277 03-22-2021 CCC 62.00 MAF 5.00 LCCC 14.00 FINE 300.00		
BROCK, GEORGE ALLEN Credit Card PAID BY PHONE BY		107.00
80123598 MC2020-0290 03-22-2021 CCC 4.17 MAF 1.74 LCCC 4.87 TPRF 5.22 FINE 91.00		
MONTES, CORINE GUADALUPE Credit Card PAID BY CC BY PHO		199.00
80123599 MC2021-0220 03-23-2021 CCC 62.00 MAF 5.00 LCCC 14.00 FINE 65.00 LTFC 3.00		
CRUZ DE CASTRO, ROSA MARITZA Credit Card WEB PAYMENT	STF1 50.00	181.00
80123600 MC2021-0221 03-23-2021 CCC 62.00 MAF 5.00 LCCC 14.00 FINE 100.00		
CRUZ DE CASTRO, ROSA MARITZA Credit Card WEB PAYMENT		531.00
80123601 MC2021-0306 03-23-2021 CCC 62.00 MAF 5.00 LCCC 14.00 FINE 450.00		
FORRY, LINCOLN GEORGE Credit Card PAID BY PHONE W C		91.00
80123602 MC2020-0986 03-23-2021 FINE 91.00		
VUKICEVIC, VLADIMIR N Credit Card PAID BY PHONE BY		273.00
80123603 MC2020-0901 03-23-2021 FINE 273.00		
MILAM, GEORGE VERNON Credit Card PAID BY PHONE W C		144.00
80123604 MC2021-0305 03-23-2021 CCC 62.00 MAF 5.00 LCCC 14.00 LTFC 3.00 STF1 50.00		
RICHARDS, FRANCIS CLYDE Credit Card PAID BY CARD IN P	DDC 10.00	

Money Distribution Report

Receipt Cause/Defendant	Codes	Amounts	Total
80123605 MC2020-1367 03-23-2021 TPRF 1.00 FINE 99.00 SMITH, CARL LEE Credit Card PAID BY CC			100.00
80123606 MC2021-0333 03-23-2021 CCC 62.00 MAF 5.00 LCCC 14.00 FINE 75.00 LTFC 3.00 ALBRITTON, JEFFREY WAYNE STF1 50.00 Credit Card WEB PAYMENT			209.00
80123607 MC2021-0294 03-24-2021 CCC 28.00 MAF 5.00 LCCC 14.00 LTFC 3.00 SANTOS, KRISTA Cash PAID BY SELF IN C			50.00
80123608 MC2021-0295 03-24-2021 CCC 31.00 MAF 5.00 LCCC 14.00 SANTOS, KRISTA Cash PAID BY CASH BY S			55.00
80123609 MC2018-0511 03-26-2021 CCC 28.90 TFC 3.00 TECH 4.00 MAF 5.00 JRF 4.00 FRAGA, MERLINDA GONZALES JSF 6.00 IDFE 2.00 TCL 0.10 TRPC 2.00 Money Order 27095602105			64.44
80123610 MC2018-0647 03-26-2021 CCC 40.00 TECH 4.00 MAF 5.00 JRF 4.00 JSF 6.00 FRAGA, MERLINDA GONZALES MBSF 3.00 IDFE 2.00 TPRF 0.44 Money Order 27095602105			51.00
80123611 MC2020-0179 03-26-2021 FINE 51.00 HARTSFIELD, MICHAEL Company Check KCN #10071			144.00
80123612 MC2021-0326 03-26-2021 CCC 62.00 MAF 5.00 LCCC 14.00 LTFC 3.00 STF1 50.00 CISNEROS, ERNEST DDC 10.00 Money Order 2097003593880			134.00
80123613 MC2020-1176 03-26-2021 CCC 62.00 MAF 5.00 LCCC 14.00 LTFC 3.00 STF1 50.00 ELLIOTT, WILLIAM S Money Order 27083661074			531.00
80123614 MC2021-0283 03-26-2021 CCC 62.00 MAF 5.00 LCCC 14.00 FINE 450.00 FOUCHE, ETIENNE HERMANUS Credit Card WEB PAYMENT			209.00
80123615 MC2021-0260 03-26-2021 CCC 62.00 MAF 5.00 LCCC 14.00 FINE 75.00 LTFC 3.00 MEGLEN, RYAN THOMAS STF1 50.00 Credit Card WEB PAYMENT			219.00
80123616 MC2021-0339 03-26-2021 CCC 62.00 MAF 5.00 LCCC 14.00 FINE 85.00 LTFC 3.00 MONTEMAYOR, SONIA GABRIELA STF1 50.00 Credit Card WEB PAYMENT			531.00
80123617 MC2021-0159 03-26-2021 CCC 62.00 MAF 5.00 LCCC 14.00 FINE 450.00 VELASQUEZ, HENRY GILBERT Credit Card WEB PAYMENT			206.90
80123618 MC2021-0173 03-26-2021 CCC 62.00 MAF 5.00 LCCC 14.00 FINE 72.90 LTFC 3.00 PEREZ, ROEL JR STF1 50.00 Credit Card WEB PAYMENT			234.00
80123619 MC2021-0163 03-26-2021 CCC 62.00 MAF 5.00 LCCC 14.00 FINE 100.00 LTFC 3.00 VAZQUEZ GARCIA, PEDRO STF1 50.00 Credit Card WEB PAYMENT			209.00
80123620 MC2021-0322 03-26-2021 CCC 62.00 MAF 5.00 LCCC 14.00 FINE 75.00 LTFC 3.00 WEAVER, PAUL ALEXANDER STF1 50.00 Credit Card WEB PAYMENT			275.00
80123621 MC2018-0934 03-26-2021 CCC 35.33 TECH 3.53 MAF 4.41 TIME 22.07 JRF 3.53 VALDEZ, JORDAN MICHAEL ANTHONY JSF 5.30 MBSF 2.65 IDFE 1.77 TRPC 1.77 OMNC 3.53 Cash OMND 17.66 OMNO 5.30 FINE 56.85 CSRV 111.30 PAID IN CASH BY S			50.00
80123622 MC2019-0033 03-26-2021 FINE 50.00 SOLIZ, MERCEDES MARIA Money Order 19-252427659			

Money Distribution Report

Receipt Cause/Defendant	Codes\Amounts	Total
80123623 MC2020-1352 03-30-2021 FINE 200.00 GRAVES, DERRICK LEON Credit Card WEB PAYMENT 2/26/		200.00
80123624 MC2021-0312 03-30-2021 CCC 62.00 MAF 5.00 LCCC 14.00 LTFC 3.00 STF1 50.00 LIMON, YULISA CASTILLO DDC 10.00		144.00
80123625 MC2017-0279 03-30-2021 CCC 40.00 TECH 4.00 MAF 5.00 WRNT 50.00 JRF 4.00 AGUIRRE, LISA JSF 6.00 MBSF 3.00 IDFE 2.00 TRPC 2.00 OMNC 4.00 Company Check OMND 20.00 OMNO 6.00 FINE 91.00 CSRV 71.10		308.10
80123626 MC2017-0280 03-30-2021 CCC 40.00 TECH 4.00 MAF 5.00 WRNT 50.00 JRF 4.00 AGUIRRE, LISA JSF 6.00 MBSF 3.00 IDFE 2.00 TRPC 2.00 OMNC 4.00 Company Check OMND 20.00 OMNO 6.00 FINE 136.00 CSRV 84.60		366.60
80123627 MC2017-0281 03-30-2021 CCC 40.00 TECH 4.00 MAF 5.00 WRNT 50.00 JRF 4.00 AGUIRRE, LISA JSF 6.00 MBSF 3.00 IDFE 2.00 TRPC 2.00 OMNC 4.00 Company Check OMND 20.00 OMNO 6.00 FINE 91.00 CSRV 71.10		308.10
80123628 MC2017-0286 03-30-2021 CCC 40.00 TECH 4.00 MAF 5.00 WRNT 50.00 JRF 4.00 AGUIRRE, LISA JSF 6.00 MBSF 3.00 IDFE 2.00 TRPC 2.00 OMNC 4.00 Company Check OMND 20.00 OMNO 6.00 FINE 91.00 CSRV 71.10		308.10
80123629 MC2017-0288 03-30-2021 CCC 40.00 TECH 4.00 MAF 5.00 WRNT 50.00 JRF 4.00 AGUIRRE, LISA JSF 6.00 MBSF 3.00 IDFE 2.00 TRPC 2.00 OMNC 4.00 Company Check OMND 20.00 OMNO 6.00 FINE 91.00 CSRV 71.10		308.10
80123630 MC2017-0287 03-30-2021 CCC 40.00 TECH 4.00 MAF 5.00 WRNT 50.00 JRF 4.00 AGUIRRE, LISA JSF 6.00 MBSF 3.00 IDFE 2.00 TRPC 2.00 OMNC 4.00 Company Check OMND 20.00 OMNO 6.00 FINE 136.00 CSRV 84.60		366.60
80123631 MC2021-0287 03-30-2021 CCC 62.00 MAF 5.00 LCCC 14.00 FINE 450.00 NORWOOD, NATHAN Money Order 19-174164671		531.00
80123632 MC2021-0280 03-30-2021 CCC 62.00 MAF 5.00 LCCC 14.00 LTFC 3.00 STF1 50.00 CANTU, CAMERAN CHRISTINE DDC 10.00		144.00
80123633 MC2021-0194 03-30-2021 FINE 62.90 LTFC 2.67 STF1 49.75 ALVAREZ, ALAINA JOANNE Money Order 20961429350		115.32
80123634 MC2019-0355 03-30-2021 CCC 40.00 TECH 4.00 MAF 5.00 JRF 4.00 JSF 6.00 ALVAREZ, ROGELIO SALINAS MBSF 3.00 IDFE 2.00 TRPC 2.00 OMNC 4.00 OMND 20.00 Money Order OMNO 6.00 FINE 286.00 CSRV 129.60		511.60
80123635 MC2019-0616 03-30-2021 CCC 32.44 TECH 3.24 MAF 4.06 JRF 3.24 JSF 4.87 ALVAREZ, ROGELIO SALINAS MBSF 2.43 IDFE 1.62 OMNC 3.24 OMND 16.22 OMNO 4.87 Money Order TPRF 12.17		88.40
80123636 MC2021-0089 03-30-2021 FINE 100.00 WALKER, ROBERT LEE Money Order 1308319606		100.00
80123637 MC2021-0158 03-30-2021 CCC 62.00 MAF 5.00 LCCC 14.00 FINE 450.00 LAWSON, JASON DONALD Credit Card WEB PAYMENT		531.00
80123638 MC2021-0349 03-30-2021 CCC 62.00 MAF 5.00 LCCC 14.00 FINE 450.00 STAGG, CHARLES ODELL Credit Card WEB PAYMENT		531.00
80123639 MC2020-0765 03-30-2021 CCC 62.00 MAF 5.00 LCCC 14.00 TPRF 15.00 FINE 450.00 MARTINEZ, RODOLFO JR Credit Card PAID BY PHONE W C		546.00
80123640 MC2019-0215 03-30-2021 CCC 40.00 TECH 4.00 MAF 5.00 JRF 4.00 JSF 6.00 MARTINEZ, ROXANNE MBSF 3.00 IDFE 2.00 TRPC 2.00 TPRF 5.70		71.70

Money Distribution Report

Receipt Cause/Defendant	Codes\Amounts	Total
80123641 MC2021-0171 03-30-2021 CCC 62.00 MAF 5.00 LCCC 14.00 TPRF 15.00 FINE 82.90 231.90 GARZA, MELISSA ANN Cash PAID BY CASH BY S	LTFC 3.00 STF1 50.00	40.00
80123642 MC2011-3341 03-30-2021 WRNT 39.99 JSF 0.01 PERNA YOUNG, PRISCILLA ANN Credit Card PAID BY CC IN PER		66.00
80123643 MC2020-0861 03-30-2021 FINE 66.00 BEECHAM, JOHN L Credit Card PAID BY CC BY PHO		381.00
80123644 MC2021-0289 03-30-2021 CCC 62.00 MAF 5.00 LCCC 14.00 FINE 300.00 PERKINS, ROBERT J Credit Card PAID BY CC OVER P		346.00
80123645 MC2020-0426 03-30-2021 CCC 29.70 MAF 2.40 LCCC 6.71 TPRF 7.19 FINE 300.00 GARCIA, DENICE BENAVIDES Credit Card PAID BY CC BY PHO		106.00
80123646 MC2021-0156 03-30-2021 CCC 62.00 MAF 5.00 LCCC 14.00 FINE 25.00 TORRES, NOAH DRAKE Credit Card PAID BY CC IN PER		66.00
80123647 MC2020-1188 03-30-2021 FINE 66.00 MEJIA, TRINITY MCKAYLA Money Order 19-252138483		91.00
80123648 MC2021-0250 03-30-2021 CCC 62.00 MAF 5.00 LCCC 14.00 TPRF 10.00 MILES, JAMES WILLIAM Credit Card WEB PAYMENT		136.50
80123649 MC2020-0573 03-30-2021 FINE 136.50 ROBERSON, SHANNON DEON Credit Card PAID BY PHONE W C		531.00
80123650 MC2021-0386 03-30-2021 CCC 62.00 MAF 5.00 LCCC 14.00 FINE 450.00 GRAVES, JOSHUA LUKE Credit Card WEB PAYMENT		531.00
80123651 MC2021-0178 03-30-2021 CCC 62.00 MAF 5.00 LCCC 14.00 FINE 450.00 SANDERS, MIKEL TREMAYNE Credit Card WEB PAYMENT		181.00
80123652 MC2020-1377 03-30-2021 CCC 62.00 MAF 5.00 LCCC 14.00 FINE 100.00 MORENO, ANGELICA Credit Card WEB PAYMENT		196.90
80123653 MC2020-1376 03-30-2021 CCC 62.00 MAF 5.00 LCCC 14.00 FINE 62.90 LTFC 3.00 196.90 MORENO, ANGELICA Credit Card WEB PAYMENT	STF1 50.00	531.00
80123654 MC2021-0337 03-30-2021 CCC 62.00 MAF 5.00 LCCC 14.00 FINE 450.00 CALDWELL, LEB EDWARD Credit Card WEB PAYMENT		301.60
80123655 MC2018-0822 03-30-2021 CCC 40.00 TFC 3.00 TECH 4.00 MAF 5.00 WRNT 50.00 301.60 SIAS, ARMANDO JAVIER Credit Card PAID BY CC OVER P	STF 30.00 JRF 4.00 JSF 6.00 MBSF 3.00 IDFE 2.00 TCL 0.10 TRPC 2.00 OMNR 10.00 FINE 72.90 CSRV 69.60	200.00
80123656 MC2020-0763 03-30-2021 DEFF 200.00 TYLER, COLTON LAYNE Credit Card PAID BY PHONE W C		301.60
80123657 MC2018-1035 03-30-2021 CCC 40.00 TFC 3.00 TECH 4.00 MAF 5.00 WRNT 50.00 301.60 GALO, RODERICK Company Check PBFCM #16287	STF 30.00 JRF 4.00 JSF 6.00 MBSF 3.00 IDFE 2.00 TCL 0.10 TRPC 2.00 OMNR 10.00 FINE 72.90 CSRV 69.60	137.00
80123658 MC2020-1007 03-30-2021 FINE 137.00 MATHIS, RETAVIOUS JR Money Order 20987916908		

Money Distribution Report

Receipt Cause/Defendant	Codes\Amounts	Total
80123659 MC2018-0473 03-30-2021 CCC 40.00 TECH 4.00 MAF 5.00 WRNT 50.00 JRF 4.00 450.00		
SALINAS, LEE ROY	JSF 6.00 MBSF 3.00 IDFE 2.00 TRPC 2.00 OMNC 4.00	
Money Order	OMND 20.00 OMNO 6.00 FINE 200.00 CSRV 103.80 OPMT 0.20	
19-250176025		161.00
80123660 MC2020-1352 03-30-2021 FINE 161.00		
GRAVES, DERRICK LEON		
Credit Card		
PAID BY CC BY PHO		91.00
80123661 MC2020-0828 03-30-2021 FINE 91.00		
MOORE, KEVIN GENENDEE		
Credit Card		
PAID BY CC BY PHO		68.50
80123662 MC2020-0632 03-31-2021 FINE 68.50		
MARTINEZ, LUIS MANUEL		
Credit Card		
PAID BY PHONE		67.60
80123663 MC2015-9701 03-31-2021 CSRV 67.60		
PARRA, JESSE GABRIEL		
Money Order		
PAID BY PHONE, ES		
80123664 MC2015-9901 03-31-2021 CCC 6.19 TECH 0.62 MAF 0.78 WRNT 15.50 JRF 0.62 32.40		
PARRA, JESSE GABRIEL	JSF 0.93 MBSF 0.47 IDFE 0.31 OMNC 0.62 OMND 3.10	
Credit Card	OMNO 0.93 TPRF 2.33	
PAID BY PHONE		100.00
80123665 MC2017-1096 03-31-2021 FINE 5.20 CSRV 94.80		
GONZALES, ESTHER MARIE		
Credit Card		
PAID BY PHONE		
80123666 MC2021-0096 03-31-2021 CCC 62.00 MAF 5.00 LCCC 14.00 TPRF 15.00 FINE 40.50 136.50		
RANDON, STEPHEN		
Credit Card		
PAID BY PHONE		128.30
801236340 MC2019-0214 03-30-2021 FINE 125.00 CSRV 3.30		
MARTINEZ, ROXANNE		
Credit Card		
PAID BY PHONE W C		

Money Distribution Report

Type Code Description	Count	Retained	Disbursed	Money-Totals
The following totals represent - Cash and Checks Collected				
COST CCC CONSOLIDATED COURT COSTS	36	175.34	1,578.02	1,753.36
COST CCC CONSOLIDATED COURT COSTS	24	87.77	789.90	877.67
COST DPSC DPS OMNI FEE	1	9.90	20.10	30.00
COST IDFE INDIGENT DEFENSE FEE	25	4.89	44.05	48.94
COST JRF JURY REIMBURSEMENT FEE	25	9.79	88.07	97.86
COST JSF JUDICIAL SUPPORT FEE	25	22.02	124.77	146.79
COST LCCC LOCAL CONSOLIDATED COURT COST (EFF. 1.1.	30	408.64	0.00	408.64
COST MAF MUNICIPAL ARREST FEE	56	272.62	0.00	272.62
COST MBSF MUNICIPAL BUILDING SECURITY FUND	24	70.39	0.00	70.39
COST OMNC DPS OMNI FEE - COUNTY	16	62.77	0.00	62.77
COST OMND DPS OMNI FEE - DPS	16	0.00	313.88	313.88
COST OMNO DPS OMNI FEE - OMNIBASE	16	0.00	94.17	94.17
COST OMNR OMNI REIMBURSEMENT FEE (EFF. 1.1.20)	5	50.00	0.00	50.00
COST STF STATE TRAFFIC FEE	3	4.50	85.50	90.00
COST TCL TCLEOSE	4	0.40	0.00	0.40
COST TECH TECH FUND	25	97.86	0.00	97.86
COST TFC TFC	4	12.00	0.00	12.00
COST TIME TIME PAYMENT	1	11.03	11.04	22.07
COST TPRF TIME PAYMENT REIMBURSEMENT FEE	9	97.32	0.00	97.32
COST TRPC TRUANCY PREVENTION COST	17	0.00	33.26	33.26
COST WRNT WARRANT	19	950.00	0.00	950.00
FEES CSRV COLLECTION FEE	24	2,185.42	0.00	2,185.42
FEES DDC DEFENSIVE DRIVING	7	70.00	0.00	70.00
FINE DEFF DEFERRED FINE	0	0.00	0.00	0.00
FINE DPSF DPS FINE	2	147.18	298.82	446.00
FINE FINE FINE	52	6,793.27	0.00	6,793.27
FINE LTFC LOCAL TRAFFIC FINE (EFF. 9.1.19)	19	50.58	0.00	50.58
FINE STF1 STATE TRAFFIC FINE (EFF. 9.1.19)	22	33.78	810.78	844.56
OPMT OPMT OVERPAYMENT	2	1.20	0.00	1.20
Money Totals	84	11,628.67	4,292.36	15,921.03

The following totals represent - Transfers Collected

COST CCC CONSOLIDATED COURT COSTS	0	0.00	0.00	0.00
COST CCC CONSOLIDATED COURT COSTS	0	0.00	0.00	0.00
COST DPSC DPS OMNI FEE	0	0.00	0.00	0.00
COST IDFE INDIGENT DEFENSE FEE	0	0.00	0.00	0.00
COST JRF JURY REIMBURSEMENT FEE	0	0.00	0.00	0.00
COST JSF JUDICIAL SUPPORT FEE	0	0.00	0.00	0.00
COST LCCC LOCAL CONSOLIDATED COURT COST (EFF. 1.1.	0	0.00	0.00	0.00
COST MAF MUNICIPAL ARREST FEE	0	0.00	0.00	0.00
COST MBSF MUNICIPAL BUILDING SECURITY FUND	0	0.00	0.00	0.00
COST OMNC DPS OMNI FEE - COUNTY	0	0.00	0.00	0.00
COST OMND DPS OMNI FEE - DPS	0	0.00	0.00	0.00
COST OMNO DPS OMNI FEE - OMNIBASE	0	0.00	0.00	0.00
COST OMNR OMNI REIMBURSEMENT FEE (EFF. 1.1.20)	0	0.00	0.00	0.00
COST STF STATE TRAFFIC FEE	0	0.00	0.00	0.00
COST TCL TCLEOSE	0	0.00	0.00	0.00
COST TECH TECH FUND	0	0.00	0.00	0.00
COST TFC TFC	0	0.00	0.00	0.00
COST TIME TIME PAYMENT	0	0.00	0.00	0.00
COST TPRF TIME PAYMENT REIMBURSEMENT FEE	0	0.00	0.00	0.00
COST TRPC TRUANCY PREVENTION COST	0	0.00	0.00	0.00
COST WRNT WARRANT	0	0.00	0.00	0.00
FEES CSRV COLLECTION FEE	0	0.00	0.00	0.00
FEES DDC DEFENSIVE DRIVING	0	0.00	0.00	0.00
FINE DEFF DEFERRED FINE	0	0.00	0.00	0.00
FINE DPSF DPS FINE	0	0.00	0.00	0.00
FINE FINE FINE	0	0.00	0.00	0.00
FINE LTFC LOCAL TRAFFIC FINE (EFF. 9.1.19)	0	0.00	0.00	0.00
FINE STF1 STATE TRAFFIC FINE (EFF. 9.1.19)	0	0.00	0.00	0.00
OPMT OPMT OVERPAYMENT	0	0.00	0.00	0.00
Transfer Totals	0	0.00	0.00	0.00

The following totals represent - Jail Credit and Community Service

COST CCC CONSOLIDATED COURT COSTS	0	0.00	0.00	0.00
-----------------------------------	---	------	------	------

Money Distribution Report

Type Code Description	Count	Retained	Disbursed	Money-Totals
COST CCC CONSOLIDATED COURT COSTS	0	0.00	0.00	0.00
COST DPSC DPS OMNI FEE	0	0.00	0.00	0.00
COST IDFE INDIGENT DEFENSE FEE	0	0.00	0.00	0.00
COST JRF JURY REIMBURSEMENT FEE	0	0.00	0.00	0.00
COST JSF JUDICIAL SUPPORT FEE	0	0.00	0.00	0.00
COST LCCC LOCAL CONSOLIDATED COURT COST (EFF. 1.1.	0	0.00	0.00	0.00
COST MAF MUNICIPAL ARREST FEE	0	0.00	0.00	0.00
COST MBSF MUNICIPAL BUILDING SECURITY FUND	0	0.00	0.00	0.00
COST OMNC DPS OMNI FEE - COUNTY	0	0.00	0.00	0.00
COST OMND DPS OMNI FEE - DPS	0	0.00	0.00	0.00
COST OMNO DPS OMNI FEE - OMNIBASE	0	0.00	0.00	0.00
COST OMNR OMNI REIMBURSEMENT FEE (EFF. 1.1.20)	0	0.00	0.00	0.00
COST STF STATE TRAFFIC FEE	0	0.00	0.00	0.00
COST TCL TCLEOSE	0	0.00	0.00	0.00
COST TECH TECH FUND	0	0.00	0.00	0.00
COST TFC TFC	0	0.00	0.00	0.00
COST TIME TIME PAYMENT	0	0.00	0.00	0.00
COST TPRF TIME PAYMENT REIMBURSEMENT FEE	0	0.00	0.00	0.00
COST TRPC TRUANCY PREVENTION COST	0	0.00	0.00	0.00
COST WRNT WARRANT	0	0.00	0.00	0.00
FEES CSRV COLLECTION FEE	0	0.00	0.00	0.00
FEES DDC DEFENSIVE DRIVING	0	0.00	0.00	0.00
FINE DEFF DEFERRED FINE	0	0.00	0.00	0.00
FINE DPSF DPS FINE	0	0.00	0.00	0.00
FINE FINE FINE	0	0.00	0.00	0.00
FINE LTFC LOCAL TRAFFIC FINE (EFF. 9.1.19)	0	0.00	0.00	0.00
FINE STF1 STATE TRAFFIC FINE (EFF. 9.1.19)	0	0.00	0.00	0.00
OPMT OPMT OVERPAYMENT	0	0.00	0.00	0.00
Credit Totals	0	0.00	0.00	0.00

The following totals represent - Credit Card Payments

COST CCC CONSOLIDATED COURT COSTS	87	490.51	4,414.60	4,905.11
COST CCC CONSOLIDATED COURT COSTS	26	95.78	862.02	957.80
COST DPSC DPS OMNI FEE	6	49.63	100.76	150.39
COST IDFE INDIGENT DEFENSE FEE	24	4.55	40.92	45.47
COST JRF JURY REIMBURSEMENT FEE	26	9.89	89.05	98.94
COST JSF JUDICIAL SUPPORT FEE	27	21.66	122.75	144.41
COST LCCC LOCAL CONSOLIDATED COURT COST (EFF. 1.1.	83	1,094.36	0.00	1,094.36
COST MAF MUNICIPAL ARREST FEE	110	522.81	0.00	522.81
COST MBSF MUNICIPAL BUILDING SECURITY FUND	26	74.21	0.00	74.21
COST OMNC DPS OMNI FEE - COUNTY	12	44.62	0.00	44.62
COST OMND DPS OMNI FEE - DPS	12	0.00	223.10	223.10
COST OMNO DPS OMNI FEE - OMNIBASE	12	0.00	66.93	66.93
COST OMNR OMNI REIMBURSEMENT FEE (EFF. 1.1.20)	8	80.00	0.00	80.00
COST STF STATE TRAFFIC FEE	7	10.50	199.50	210.00
COST TCL TCLEOSE	6	0.60	0.00	0.60
COST TECH TECH FUND	26	98.94	0.00	98.94
COST TFC TFC	7	21.00	0.00	21.00
COST TIME TIME PAYMENT	5	50.24	50.25	100.49
COST TPRF TIME PAYMENT REIMBURSEMENT FEE	27	284.08	0.00	284.08
COST TRPC TRUANCY PREVENTION COST	14	0.00	27.00	27.00
COST WRNT WARRANT	6	255.49	0.00	255.49
FEES CSRV COLLECTION FEE	28	2,253.50	0.00	2,253.50
FEES DDC DEFENSIVE DRIVING	1	10.00	0.00	10.00
FINE DEFF DEFERRED FINE	4	415.00	0.00	415.00
FINE DPSF DPS FINE	6	291.72	592.28	884.00
FINE FINE FINE	111	17,701.43	0.00	17,701.43
FINE LTFC LOCAL TRAFFIC FINE (EFF. 9.1.19)	35	100.68	0.00	100.68
FINE STF1 STATE TRAFFIC FINE (EFF. 9.1.19)	35	65.38	1,569.11	1,634.49
OPMT OPMT OVERPAYMENT	0	0.00	0.00	0.00
Credit Card Totals	141	24,046.58	8,358.27	32,404.85

The following totals represent - Combined Money

COST CCC CONSOLIDATED COURT COSTS	123	665.85	5,992.62	6,658.47
COST CCC CONSOLIDATED COURT COSTS	50	183.55	1,651.92	1,835.47
COST DPSC DPS OMNI FEE	7	59.53	120.86	180.39
COST IDFE INDIGENT DEFENSE FEE	49	9.44	84.97	94.41
COST JRF JURY REIMBURSEMENT FEE	51	19.68	177.12	196.80

Money Distribution Report

Type Code Description	Count	Retained	Disbursed	Money-Totals
COST JSF JUDICIAL SUPPORT FEE	52	43.68	247.52	291.20
COST LCCC LOCAL CONSOLIDATED COURT COST (EFF. 1.1.	113	1,503.00	0.00	1,503.00
COST MAF MUNICIPAL ARREST FEE	166	795.43	0.00	795.43
COST MBSF MUNICIPAL BUILDING SECURITY FUND	50	144.60	0.00	144.60
COST OMNC DPS OMNI FEE - COUNTY	28	107.39	0.00	107.39
COST OMND DPS OMNI FEE - DPS	28	0.00	536.98	536.98
COST OMNO DPS OMNI FEE - OMNIBASE	28	0.00	161.10	161.10
COST OMNR OMNI REIMBURSEMENT FEE (EFF. 1.1.20)	13	130.00	0.00	130.00
COST STF STATE TRAFFIC FEE	10	15.00	285.00	300.00
COST TCL TCLEOSE	10	1.00	0.00	1.00
COST TECH TECH FUND	51	196.80	0.00	196.80
COST TFC TFC	11	33.00	0.00	33.00
COST TIME TIME PAYMENT	6	61.27	61.29	122.56
COST TPRF TIME PAYMENT REIMBURSEMENT FEE	36	381.40	0.00	381.40
COST TRPC TRUANCY PREVENTION COST	31	0.00	60.26	60.26
COST WRNT WARRANT	25	1,205.49	0.00	1,205.49
FEES CSRV COLLECTION FEE	52	4,438.92	0.00	4,438.92
FEES DDC DEFENSIVE DRIVING	8	80.00	0.00	80.00
FINE DEFF DEFERRED FINE	4	415.00	0.00	415.00
FINE DPSF DPS FINE	8	438.90	891.10	1,330.00
FINE FINE FINE	163	24,494.70	0.00	24,494.70
FINE LTFC LOCAL TRAFFIC FINE (EFF. 9.1.19)	54	151.26	0.00	151.26
FINE STF1 STATE TRAFFIC FINE (EFF. 9.1.19)	57	99.16	2,379.89	2,479.05
OPMT OPMT OVERPAYMENT	2	1.20	0.00	1.20
Money Totals	225	35,675.25	12,650.63	48,325.88

The following totals represent - Combined Money and Credits

COST CCC CONSOLIDATED COURT COSTS	123	665.85	5,992.62	6,658.47
COST CCC CONSOLIDATED COURT COSTS	50	183.55	1,651.92	1,835.47
COST DPSC DPS OMNI FEE	7	59.53	120.86	180.39
COST IDFE INDIGENT DEFENSE FEE	49	9.44	84.97	94.41
COST JRF JURY REIMBURSEMENT FEE	51	19.68	177.12	196.80
COST JSF JUDICIAL SUPPORT FEE	52	43.68	247.52	291.20
COST LCCC LOCAL CONSOLIDATED COURT COST (EFF. 1.1.	113	1,503.00	0.00	1,503.00
COST MAF MUNICIPAL ARREST FEE	166	795.43	0.00	795.43
COST MBSF MUNICIPAL BUILDING SECURITY FUND	50	144.60	0.00	144.60
COST OMNC DPS OMNI FEE - COUNTY	28	107.39	0.00	107.39
COST OMND DPS OMNI FEE - DPS	28	0.00	536.98	536.98
COST OMNO DPS OMNI FEE - OMNIBASE	28	0.00	161.10	161.10
COST OMNR OMNI REIMBURSEMENT FEE (EFF. 1.1.20)	13	130.00	0.00	130.00
COST STF STATE TRAFFIC FEE	10	15.00	285.00	300.00
COST TCL TCLEOSE	10	1.00	0.00	1.00
COST TECH TECH FUND	51	196.80	0.00	196.80
COST TFC TFC	11	33.00	0.00	33.00
COST TIME TIME PAYMENT	6	61.28	61.28	122.56
COST TPRF TIME PAYMENT REIMBURSEMENT FEE	36	381.40	0.00	381.40
COST TRPC TRUANCY PREVENTION COST	31	0.00	60.26	60.26
COST WRNT WARRANT	25	1,205.49	0.00	1,205.49
FEES CSRV COLLECTION FEE	52	4,438.92	0.00	4,438.92
FEES DDC DEFENSIVE DRIVING	8	80.00	0.00	80.00
FINE DEFF DEFERRED FINE	4	415.00	0.00	415.00
FINE DPSF DPS FINE	8	438.90	891.10	1,330.00
FINE FINE FINE	163	24,494.70	0.00	24,494.70
FINE LTFC LOCAL TRAFFIC FINE (EFF. 9.1.19)	54	151.26	0.00	151.26
FINE STF1 STATE TRAFFIC FINE (EFF. 9.1.19)	57	99.16	2,379.89	2,479.05
OPMT OPMT OVERPAYMENT	2	1.20	0.00	1.20
Report Totals	225	35,675.26	12,650.62	48,325.88

Money Distribution Report

Date	Payment Type	Fines	Court Costs	Fees	Bonds	Restitution	Other	Total
00-00-0000	Cash & Checks Collected	0.00	0.00	0.00	0.00	0.00	0.00	0.00
	Jail Credits & Comm Service	0.00	0.00	0.00	0.00	0.00	0.00	0.00
	Credit Cards & Transfers	0.00	0.00	0.00	0.00	0.00	0.00	0.00
	Total of all Collections	0.00	0.00	0.00	0.00	0.00	0.00	0.00
09-01-1991	Cash & Checks Collected	0.00	0.00	0.00	0.00	0.00	0.00	0.00
	Jail Credits & Comm Service	0.00	0.00	0.00	0.00	0.00	0.00	0.00
	Credit Cards & Transfers	0.00	0.00	0.00	0.00	0.00	0.00	0.00
	Total of all Collections	0.00	0.00	0.00	0.00	0.00	0.00	0.00
01-01-2004	Cash & Checks Collected	3,334.55	2,868.99	1,912.60	0.00	0.00	0.20	8,116.34
	Jail Credits & Comm Service	0.00	0.00	0.00	0.00	0.00	0.00	0.00
	Credit Cards & Transfers	2,828.70	2,682.10	1,940.60	0.00	0.00	0.00	7,451.40
	Total of all Collections	6,163.25	5,551.09	3,853.20	0.00	0.00	0.20	15,567.74
01-01-2020	Cash & Checks Collected	4,799.86	2,661.01	342.82	0.00	0.00	1.00	7,804.69
	Jail Credits & Comm Service	0.00	0.00	0.00	0.00	0.00	0.00	0.00
	Credit Cards & Transfers	17,906.90	6,723.65	322.90	0.00	0.00	0.00	24,953.45
	Total of all Collections	22,706.76	9,384.66	665.72	0.00	0.00	1.00	32,758.14
TOTALS	Cash & Checks Collected	8,134.41	5,530.00	2,255.42	0.00	0.00	1.20	15,921.03
	Jail Credits & Comm Service	0.00	0.00	0.00	0.00	0.00	0.00	0.00
	Credit Cards & Transfers	20,735.60	9,405.75	2,263.50	0.00	0.00	0.00	32,404.85
	Total of all Collections	28,870.01	14,935.75	4,518.92	0.00	0.00	1.20	48,325.88

Money Distribution Report

Description	Count	Collected	Retained	Disbursed
State of Texas Quarterly Reporting Totals				
State Comptroller Cost and Fees Report				
Section I: Report for Offenses Committed				
01-01-20 Forward	123	6,658.47	665.85	5,992.62
01-01-04 - 12-31-19	50	1,835.47	183.55	1,651.92
09-01-91 - 12-31-03	0	0.00	0.00	0.00
State Traffic Fine (eff. 09-01-19)	57	2,479.05	99.16	2,379.89
State Traffic Fine (prior 09-01-19)	10	300.00	15.00	285.00
Intoxicated Driver Fine	0	0.00	0.00	0.00
Prior Mandatory Costs (JRF, IDF, JS)	152	582.41	72.80	509.61
Moving Violation Fees	0	0.00	0.00	0.00
Truancy Prevention and Diversion Fund	0	0.00	0.00	0.00
Failure to Appear/Pay Fees	7	180.39	59.53	120.86
Time Payment Fees	6	122.56	61.28	61.28
Section II: As Applicable				
Peace Officer Fees	0	0.00	0.00	0.00
Motor Carrier Weight Violations	0	0.00	0.00	0.00
Driving Record Fee	0	0.00	0.00	0.00
Report Sub Total	405	12,158.35	1,157.17	11,001.18
State Comptroller Civil Fees Report				
CF: Birth Certificate Fees	0	0.00	0.00	0.00
CF: Marriage License Fees	0	0.00	0.00	0.00
CF: Declaration of Informal Marriage	0	0.00	0.00	0.00
CF: Nondisclosure Fees	0	0.00	0.00	0.00
CF: Juror Donations	0	0.00	0.00	0.00
CF: Justice Court Indig Filing Fees	0	0.00	0.00	0.00
CF: Stat Prob Court Indig Filing Fees	0	0.00	0.00	0.00
CF: Stat Prob Court Judic Filing Fees	0	0.00	0.00	0.00
CF: Stat Cnty Court Indig Filing Fees	0	0.00	0.00	0.00
CF: Stat Cnty Court Judic Filing Fees	0	0.00	0.00	0.00
CF: Cnst Cnty Court Indig Filing Fees	0	0.00	0.00	0.00
CF: Cnst Cnty Court Judic Filing Fees	0	0.00	0.00	0.00
CF: Dist Court Divorce & Family Law	0	0.00	0.00	0.00
CF: Dist Court Other Divorce/Family Law	0	0.00	0.00	0.00
CF: Dist Court Indig Legal Services	0	0.00	0.00	0.00
CF: Judicial Support Fee	0	0.00	0.00	0.00
CF: Judicial & Court Pers. Training Fee	0	0.00	0.00	0.00
Report Sub Total	0	0.00	0.00	0.00
Total Due For This Period	405	12,158.35	1,157.17	11,001.18

Public Works Monthly Report MARCH 2021

The Public Works Department consist of 4 departments, Water, Wastewater, Streets and Parks. We currently have 34 employees, 11 in the water dept., 9 in the Wastewater dept., 10 in the Street dept., with 1 vacancy, & 4 in the Parks dept. with 1 part time vacancy.

1. Hector Salinas is the Water Superintendent and is over the Water Treatment Plant and other areas of the water distribution system. Hector has a Class "B" Surface Water License and a Class "C" Ground Water Operator License. Our water treatment plant is a Reverse Osmosis water production, Reverse osmosis (RO) is a water purification process that uses a partially permeable membrane to separate ions, unwanted molecules and larger particles from drinking water

NOTE: these numbers are representative of the billing period, February 24 – March 19 2021

- Water pumped from wells: 56,473,000
 - Water produced for distribution: 33,960,945
 - Water metered for consumption: 26,411,800
 - Water Leaks: 18
 - Water Loss: 2,320,026 / 6.83%
 - Samples, test and readings taken daily:(RO only) 325
2. Mark Garcia is the Wastewater Superintendent and is over the Wastewater Treatment Plant and other areas of the Collection system. Mark has a Class "B" Wastewater Treatment Operator's License. the city's Wastewater Treatment Plant is an **Oxidation Ditch**, and is made up of a circular or oval-shaped channel complete with mechanical aerators installed into the system, and is permitted for 1.5 MGD with the capability of 2.0 MGD.
 - No violations for the month of March 2021
 - Treated Effluent: 35.624 MG
 - SSO's: 4
 3. Joe Hernandez III is the Street Superintendent and is also over the Parks, Joe has been certified in all fields pertaining to heavy equipment, road repair maintenance and construction, concrete testing and materials, CDL, CPR first aid and stop the bleed, traffic control and training.
 - Patching: 124.1 cubic yards Type D asphalt
 - Brush: 36 trailer loads
 - Mowing: 14 roadways
 - Johnny Bear Field: 15 days concrete and facilities maintenance
 - Spoils: 17 dump truck loads hauled, left by contractors

PROJECTS

- A. Graham rd. water line replacement (6") from Nueces to Escondido
- B. Kenedy Apartments water line extension
- C. Loma Vista water line replacement (TCEQ) to fix pressure issue and eliminate pressure plain
- D. Graham rd. 800 blk. Paving
- E. Booe sewer line extension and replacement
- F. Shaw sewer line extension
- G. Victoria sewer line extension

- H. CDBG sewer line replacement / Waco and Live Oak
- I. Phase II wastewater treatment plant (complete)
- J. Building "C" restrooms, / Building "A"
- K. East main drainage

REPORTS COMPLETED

- MOR for the Water Treatment Plant
- (DLQOR) Disinfectant Level Quarterly Operating Report
- Bacteriological samples: (7)
- Dead End Main Flushing
- NetDMR - for the Wastewater Treatment Plant
- MER – Monthly Effluent report
- TWDB yearly Water Audit
- Bio- toxicity samples – completed quarterly

MANAGEMENT ACTIVITIES

- Interviews
- Quotes for generators
- Pay app for Shannon Monk, WWTP, Phase II
- Meeting, Marshall Company, Building "C" 03/02/2021
- Meeting, 6S engineering, CDBG sewer line replacement, 03/03/2021
- Meeting with Hector about service pumps needed, (TCEQ) for compliance etc.
- Mandrel test on sewer line, Graham rd. 03/08/2021
- Pre construction meeting with SLP 03/08/2021
- MUSCO to work on lights for complex 03/09/2021 –
- Information needed for PIF (Mr. Linn)
- Phone meeting and emailed information about Kehedy Apartments
- Work on submittals for building "C" 03/10/2021
- Meeting with contractor for E. Main Project, 03/16/2021
- Work on TWDB water audit for 2020, 003/17/2021
- Take water loss audit webinar
- Water loss and flushing report, 03/18/2021
- Continue to work on budget for 6-month review

NOTE:

See complete department reports attached

1. Water:
2. Wastewater
3. Streets
4. Parks
5. Service orders completed for the month of March 2021: 1,428

Jerry Higgins
Public Works Director



CITY OF KENEDY W.W.T.P. DAILY SAMPLES

MONTH/YEAR: March 2021

DAY	DAILY FLOW (MGD)	EFFLUENT						AERATION BASIN						RAIN IN INCHES	INITIALS	INFLUENT	
		D.O.	pH	TEMP.*	CI2/PRE	CI2/EFF	CI2/AN	AMM.	D.O.	pH	TEMP.*	SVI-5	SVI-30			pH	D.O.
1	1.134	7.50	6.71	20.1C	2.90	0.02	0.5	0.06	1.01	6.68	20.5C	960	800	0.1	CC		
2	1.136	7.60	6.84	21.0C	3.80	0.03	0.8	0.05	3.32	6.75	21.3C	940	740	0.0	RTR		
3	1.153				5.60	0.08	0.6							0.0	RTR		
4	1.138				4.20	0.06	0.9							0.0	RTR		
5	1.048				4.30	0.09	1.8	0.07						0.0	CC		
6	1.045				3.90	0.07	1.0	0.07						0.0	CC		
7	1.159				4.10	0.06	1.8	0.07						0.0	CC		
8	1.181	7.15	6.69	21.1C	4.20	0.05	1.8	0.07	1.12	6.71	21.4C	960	780	0.0	CC	7.32	0.36
9	1.134	6.96	6.71	21.9C	4.40	0.03	1.0	0.88	0.94	6.73	21.9C	970	790	0.0	CC	7.30	0.34
10	1.161				3.90	0.04	1.0	0.09						0.0	CC		
11	1.171				4.20	0.06	0.9	0.09						0.0	CC		
12	1.130				3.00	0.05	0.8	0.06						0.0	RTR		
13	1.137				2.60	0.04	0.4							0.0	MG		
14	1.234				4.00	0.04	0.4							0.1	MG		
15	1.185	7.55	6.66	22.5C	2.40	0.04	0.6	0.10	3.78	6.67	22.0C	950	750	0.0	RTR		
16	1.071	7.25	6.68	22.1C	2.70	0.05	0.6	0.10	3.51	6.72	21.9C	940	740	0.0	CC	7.38	0.40
17	1.112				2.00	0.08	0.2							0.0	RTR		
18	1.127				2.50	0.09	0.3							0.0	RTR		
19	1.100				2.40	0.05	0.2	0.06						0.0	RTR		
20	1.164				2.10	0.01	0.4							0.0	RTR		
21	1.287				2.30	0.02	0.2	0.06						0.0	RTR		
22	1.167	7.14	6.69	23.1C	1.13	0.03	0.6	0.06	1.65	6.69	23.1C	950	790	0.0	CC	7.41	0.33
23	1.161				1.20	0.03	1.5							0.0	RTR		
24	1.163	6.60	6.66	23.9C	1.06	0.04	0.8	0.09	0.58	6.69	23.8C	960	790	0.0	CC		
25	1.120				2.00	0.03	0.4							0.0	RTR		
26	1.164				1.70	0.08	0.1	0.06						0.0	RTR		
27	1.050				2.10	0.05	0.8	0.88						0.0	CC		
28	1.287				2.00	0.03	0.8	0.08						0.0	CC		
29	1.131	6.85	6.66	23.0C	1.30	0.02	0.8	0.08	1.75	6.70	23.1C	960	800	0.0	CC	7.32	0.31
30	1.164	7.00	6.64	24.4C	1.60	0.07	0.4	0.11	1.14	6.63	25.0C	960	810	0.0	CC		
31	1.210				1.25	0.04	0.5							0.0	CC		
TOTAL	35.624													0.2			
AVERAGE	1.149	7.16	6.69	#DIV/0!	2.80	0.05	0.7	0.15	1.88	6.70	#DIV/0!	955	779	0.0		7.35	0.35
MINIMUM	1.045	6.60	6.64	0	1.06	0.01	0.1	0.05	0.58	6.63	0.0	940	740	0.0		7.30	0.31
MAXIMUM	1.287	7.60	6.84	0	5.60	0.09	1.8	0.88	3.78	6.75	0.0	970	810	0.1		7.41	0.40

WATER LOSS REPORT

(BASED ON BILLING CYCLE - FEB - MARCH 2021)

WATER PRODUCED FROM WELLS:

WATER ACCOUNTED FOR AT METERS THROUGH BILLING:

WATER UNACCOUNTED FOR THROUGH READINGS AND BILLINGS:

Un-METERED WATER (AUTHORIZED)

FIRE DEPARTMENT USE:

SEWER DEPARTMENT USE:

UNBILLED CONSUMPTION:

TOTAL UN-METERED WATER (AUTHORIZED):

METERED (COMMERCIAL / OTHER)

BULK WATER:

CONTRACTOR:

FLUSHED LINES:

WATER ACCOUNTED FOR IN STORAGE AND LINES:

WATER LEAKS

NUMBER OF WATER LEAKS:

WATER LEAK WATER LOSS ESTIMATES:

TOTAL OF WATER ACCOUNTED FOR:

WATER LOSS:

WATER LOSS PERCENT:

	LEAKS	Gallons
33,960,945	1	17,302
26,396,300	2	29,382
	3	3,322
7,564,645	4	3,041
	5	4,851
	6	84,038
1,500	7	455
16,300	8	2,215
15,500	9	8,450
33,300	10	36,073
	11	6,040
	12	1,122
0	13	13,873
11,250	14	3,367
44,590	15	50,422
4,790,000	16	41,863
	17	42,019
18	18	33,144
380,979	19	
	20	
31,640,919	21	
2,320,026	22	
6.83%	TOTAL	380,979

STAGE I WATER RESTRICTIONS

STAGE WATER RESTRICTION REPORT

MONTH	Total Water to Distribution	Total Ro Production per day 1704 gpm	Stage I 65%	Stage II 75 %	Stage III 85%	Stage IV 90%
Mar-21						
1	1,421,678	2,453,760	1,594,944	1,840,320	2,085,696	2,208,384
2	1,365,317	2,453,760	1,594,944	1,840,320	2,085,696	2,208,384
3	1,421,228	2,453,760	1,594,944	1,840,320	2,085,696	2,208,384
4	1,471,656	2,453,760	1,594,944	1,840,320	2,085,696	2,208,384
5	1,360,511	2,453,760	1,594,944	1,840,320	2,085,696	2,208,384
6	1,400,350	2,453,760	1,594,944	1,840,320	2,085,696	2,208,384
7	1,357,994	2,453,760	1,594,944	1,840,320	2,085,696	2,208,384
8	1,395,256	2,453,760	1,594,944	1,840,320	2,085,696	2,208,384
9	1,476,233	2,453,760	1,594,944	1,840,320	2,085,696	2,208,384
10	1,357,033	2,453,760	1,594,944	1,840,320	2,085,696	2,208,384
11	1,348,678	2,453,760	1,594,944	1,840,320	2,085,696	2,208,384
12	1,468,878	2,453,760	1,594,944	1,840,320	2,085,696	2,208,384
13	1,379,511	2,453,760	1,594,944	1,840,320	2,085,696	2,208,384
14	1,376,933	2,453,760	1,594,944	1,840,320	2,085,696	2,208,384
15	1,450,678	2,453,760	1,594,944	1,840,320	2,085,696	2,208,384
16	1,463,294	2,453,760	1,594,944	1,840,320	2,085,696	2,208,384
17	1,517,161	2,453,760	1,594,944	1,840,320	2,085,696	2,208,384
18	1,366,083	2,453,760	1,594,944	1,840,320	2,085,696	2,208,384
19	1,652,922	2,453,760	1,594,944	1,840,320	2,085,696	2,208,384
20	1,432,506	2,453,760	1,594,944	1,840,320	2,085,696	2,208,384
21	1,441,128	2,453,760	1,594,944	1,840,320	2,085,696	2,208,384
22	1,595,711	2,453,760	1,594,944	1,840,320	2,085,696	2,208,384
23	1,441,094	2,453,760	1,594,944	1,840,320	2,085,696	2,208,384
24	1,272,222	2,453,760	1,594,944	1,840,320	2,085,696	2,208,384
25	1,495,361	2,453,760	1,594,944	1,840,320	2,085,696	2,208,384
26	1,353,483	2,453,760	1,594,944	1,840,320	2,085,696	2,208,384
27	1,587,750	2,453,760	1,594,944	1,840,320	2,085,696	2,208,384
28	1,007,806	2,453,760	1,594,944	1,840,320	2,085,696	2,208,384
29	1,468,800	2,453,760	1,594,944	1,840,320	2,085,696	2,208,384
30	1,408,678	2,453,760	1,594,944	1,840,320	2,085,696	2,208,384
31	1,370,550	2,453,760	1,594,944	1,840,320	2,085,696	2,208,384
	43,926,483					
	1,416,983					

Water Loss Audit Webinar

This certifies that

Jerry J Higgins Jr

has successfully completed the webinar training
on Water Loss Audits
provided by the Texas Water Development Board

and has satisfied the requirements of H.B. 1573, passed by
the 85th Texas Legislature, amending Texas Water Code,
Section 16.0121, relating to personnel requirements for
water loss auditors.

**Texas Water
Development Board**

D. Daniel Rice
Water Loss Program Specialist
Water Science and Conservation Division
Texas Water Development Board

TEXAS WATER DEVELOPMENT BOARD
P.O. BOX 13231, CAPITOL STATION
AUSTIN, TX 78711-3231
2020 WATER AUDIT REPORT

A. Water Utility General Information

1. Water Utility Name	<u>CITY OF KENEDY</u>		
1a. Regional Water Planning Area	<u>L</u>		
1b. Address	<u>303 W MAIN ST</u> <u>KENEDY, TX 78119-2721</u>		
2. Contact Information			
2a. Name	<u>Jerry Higgins</u>	Have you completed Water Loss Auditor Training?	
2b. Telephone Number	<u>(830) 583-3217</u>	<input checked="" type="radio"/> Yes	
2c. Email Address	<u>jerry@cityofkenedy.org</u>	<input type="radio"/> No	
3. Reporting Period			
3a. Start Date	<u>01/01/2020</u>		
3b. End Date	<u>12/31/2020</u>		
4. Source Water Utilization			
4a. Surface Water	<u>0.00</u>	%	
4b. Ground Water	<u>0.00</u>	%	
5. Population Served			
5a. Retail Population Served	<u>5,224</u>		Assessment Scale
5b. Wholesale Population Served	<u>0</u>		
6. Utility's Length of Main Lines	<u>50.44</u>	miles	<u>1.5</u>
7. Total Retail Metered Connections - Active and Inactive	<u>5,014</u>		
7b. Service Connections	<u>1,369</u>		<u>3.5</u>
8. Number of Wholesale Connections Served	<u>0</u>		
9. Service Connection Density	<u>27.14</u>	connections per mile	
10. Average Yearly System Operating Pressure	<u>50.00</u>	psi	<u>2</u>
11. Volume Units of Measure	<u>Gallons</u>		

B. System Input Volume

12. Volume of Water Intake	<u>539,816,767</u>	gallons	
13. Produced Water	<u>539,819,700</u>	gallons	<u>4.5</u>
13a. Production Meter Accuracy	<u>99.8</u>	%	<u>4</u>
13b. Corrected Input Volume	<u>540,901,503</u>	gallons	
14. Total Treated Purchased Water	<u>0</u>	gallons	<u>N/A</u>
14a. Treated Purchased Water Meter Accuracy	<u>0.0</u>	%	<u>N/A</u>

TEXAS WATER DEVELOPMENT BOARD
P.O. BOX 13231, CAPITOL STATION
AUSTIN, TX 78711-3231
2020 WATER AUDIT REPORT

14b. Corrected Treated Purchased Water Volume	0	gallons	
15. Total Treated Wholesale Water Sales	0	gallons	N/A
15a. Treated Wholesale Water Meter Accuracy	0.0	%	N/A
15b. Corrected Treated Wholesale Water Sales Volume	0	gallons	
16. Total System Input Volume	540,901,503	gallons	
Line 13b + Line 14b - Line 15b			Assessment Scale
C. Authorized Consumption			
17. Billed Metered	499,167,007	gallons	3.5
18. Billed Unmetered	0	gallons	0.5
19. Unbilled Metered	19,555,200	gallons	4
20. Unbilled Unmetered	6,761,269	gallons	5
21. Total Authorized Consumption	525,483,476	gallons	
D. Water Losses			
22. Water Losses	15,418,027	gallons	
Line 16 - Line 21			
E. Apparent Losses			
23. Average Customer Meter Accuracy	99.60	%	4.5
24. Customer Meter Accuracy Loss	2,004,687	gallons	
25. Systematic Data Handling Discrepancy	235,200	gallons	2.5
26. Unauthorized Consumption	1,352,254	gallons	4.5
27. Total Apparent Losses	3,592,141	gallons	
F. Real Losses			
28. Reported Breaks and Leaks	9,325,450	gallons	4.5
29. Unreported Loss	2,500,437	gallons	3
30. Total Real Losses	11,825,887	gallons	
Line 28 + Line 29			
31. Total Water Losses	15,418,027	gallons	
Line 27 + Line 30			
32. Non-Revenue Water	41,734,496	gallons	
Line 31 + Line 19 + Line 20			
G. Technical Performance Indicator for Apparent Loss			
33. Apparent Losses Normalized	7.19	gallons lost per connection per day	
Line 27 / Line 7b / 365			

TEXAS WATER DEVELOPMENT BOARD
P.O. BOX 13231, CAPITOL STATION
AUSTIN, TX 78711-3231
2020 WATER AUDIT REPORT

H. Technical Performance Indicators for Real Loss

34. Real Loss Volume	11,825,887	gallons
Line 30		
35. Unavoidable Annual Real Losses Volume	0	gallons
(5.41 * Line 6 + (Line 7b * 0.15)) * 365 * Line 10		
36. Infrastructure Leakage Index	0.00	I.L.I
Line 34 / Line 35		
37. Real Losses Normalized - Service Connections	23.67	gallons lost per connection per day
Line 34 / Line 7b / 365		
38. Real Losses Normalized - Main Lines	642.34	gallons lost per mile per day
Line 34 / Line 6 / 365		

I. Financial Performance Indicators

39. Total Apparent Losses	3,592,141	gallons	
Line 27			
40. Retail Price of Water	0.00325	\$/gallons	4
41. Cost of Apparent Losses	\$11,674.46		
Line 39 x Line 40			
42. Total Real Losses	11,825,887	gallons	
Line 30			
43. Variable Production Cost of Water	0.00072	\$/gallons	2.5
44. Cost of Real Losses	\$8,514.64		
Line 42 x Line 43			
45. Total Cost Impact of Apparent and Real Losses	\$20,189.10		
Line 41 + Line 44			
46. Total Assessment Score	74		

J. System Losses and Gallons Per Capita per Day (GPCD)

47. Total Water Loss per Connection per Day	30.86	gallons
Line 22 / Line 7b / 365	284	
48. GPCD Input		
Line 16 / Line 5a / 365	8	
49. GPCD Loss		
Line 31 / Line 5a / 365		

K. Wholesale Factor Adjustments

50. Percent of Treated Wholesale Water Traveling through General Distribution System	0.00	%
--	------	---

TEXAS WATER DEVELOPMENT BOARD

P.O. BOX 13231, CAPITOL STATION

AUSTIN, TX 78711-3231

2020 WATER AUDIT REPORT

51. Volume of Treated Wholesale Water Traveling through General Distribution System (Line 50/100) * Line 15b	0	gallons
52. Wholesale Factor Line 15b / (Line 13b + Line 14b)	0.00	
53. Adjusted Real Loss Volume ((1 - Line 52) x (Line 30 * Line 50 / 100)) + (Line 30 - (Line 30 * Line 50/100))	11,825,887	gallons
54. Adjusted Cost of Real Losses ((1 - Line 52) x (Line 44 * Line 50 / 100)) + (Line 44 - (Line 44 * Line 50/100))	\$8,514.64	
55. Adjusted Total Water Loss Volume ((1 - Line 52) x (Line 31 * Line 50 / 100)) + (Line 31 - (Line 31 * Line 50/100))	15,418,027	gallons
56. Adjusted Total Cost Impact of Apparent and Real Losses ((1 - Line 52) x (Line 45 * Line 50 / 100)) + (Line 45 - (Line 45 * Line 50/100))	\$20,189.10	
57. Adjusted Real Loss Per Connection ((1 - Line 52) x (Line 37 * Line 50 / 100)) + (Line 37 - (Line 37 * Line 50/100))	23.67	gallons lost per connection per day
58. Adjusted Real Loss Per Mile ((1 - Line 52) x (Line 38 * Line 50 / 100)) + (Line 38 - (Line 38 * Line 50/100))	642.34	gallons lost per mile per day
59. Adjusted Infrastructure Leakage Index ((1 - Line 52) x (Line 36 * Line 50 / 100)) + (Line 36 - (Line 36 * Line 50/100))	0.00	I.L.I
60. Adjusted Total Water Loss Per Connection Per Day (((1 - Line 52) x (Line 37 * Line 50 / 100)) + (Line 37 - (Line 37 * Line 50/100))) + Line 33	30.86	gallons
61. Adjusted GPCD Loss ((1 - Line 52) x (Line 49 * Line 50 / 100)) + (Line 49 - (Line 49 * Line 50/100))	8	

Comments

TEXAS COMMISSION ON ENVIRONMENTAL QUALITY

#1

MONTHLY REPORT

WATER WORKS OPERATIONS FOR
GROUND WATER SUPPLIES

(1) NAME OF SYSTEM - CITY OF KENEDY

(1a) WATER SYSTEM I.D. NO. - 1280002

COUNTY OF KARNES

MONTH OF MARCH 2021

Day of Week	Pumpage to Distribution System				(6) Disinfection LBS>/DAY	(7) Corrosion Control	(8) Taste and Odor Control	(9) Fluoride Residuals
	(2) Direct from Wells to Plant	(3) From Ground Storage to Distribution System	(4) Purchased from Others	(5) Total Pumpage to Distribution				
1.	1,844,000	1,421,678		1,421,678	25			
2.	1,781,000	1,365,317		1,365,317	26			
3.	1,921,000	1,421,228		1,421,228	32			
4.	1,701,000	1,471,656		1,471,656	25			
5.	1,870,000	1,360,511		1,360,511	27			
6.	1,847,000	1,400,350		1,400,350	28			
7.	1,855,000	1,357,994		1,357,994	29			
8.	1,843,000	1,395,256		1,395,256	28			
9.	1,742,000	1,476,233		1,476,233	27			
10.	1,747,000	1,357,033		1,357,033	27			
11.	1,695,000	1,348,678		1,348,678	24			
12.	1,776,000	1,468,878		1,468,878	25			
13.	1,805,000	1,379,511		1,379,511	28			
14.	1,809,000	1,376,933		1,376,933	25			
15.	1,848,000	1,450,678		1,450,678	29			
16.	1,795,000	1,463,294		1,463,294	27			
17.	1,941,000	1,517,161		1,517,161	27			
18.	1,918,000	1,366,083		1,366,083	28			
19.	1,640,000	1,652,922		1,652,922	24			
20.	1,981,000	1,432,506		1,432,506	33			
21.	1,984,000	1,441,128		1,441,128	27			
22.	1,985,000	1,595,711		1,595,711	29			
23.	1,816,000	1,441,094		1,441,094	30			
24.	1,719,000	1,272,222		1,272,222	16			
25.	1,763,000	1,495,361		1,495,361	25			
26.	1,721,000	1,353,483		1,353,483	28			
27.	1,852,000	1,587,750		1,587,750	28			
28.	1,851,000	1,308,222		1,308,222	24			
29.	1,856,000	1,468,800		1,468,800	33			
30.	1,821,000	1,408,678		1,408,678	27			
31.	1,746,000	1,370,550		1,370,550	25			
Total	56,473,000	44,226,899	0	44,226,899	836	0	0	0
Avg.	1,821,710	1,426,674	0	1,426,674	27.0	0	0	0
Max.	1,985,000	1,652,922		1,652,922	33			
Min.	1,640,000	1,272,222		1,272,222	16			

No. Of Active Services (10) -

1,614

Meters

Chemical Analysis (11)

01-01-2020

3,133 Connections

Dates and Results of Bacteriological Analysis (12) - March 2, 2021 / 7 Samples submitted - All O.K.

Reservoirs of Tanks Checked - July 27, 2020

Dead Ends Flushed (14) - 22

General Remarks (15) -

Submitted By (16)

Certificate No. and Class (17)

WG0015819

Class C - Ground Water

Report prepared by Hector Salinas & Austin Bryan on 04-01-2021.



Accidental Discharge or Spill Monthly Summary Form

See back of form for guidance for completion

General Information:

Permittee: ☒

Subscriber: ☐

Regulated Entity Name: City of Kenedy WWTP

EPA ID No: TX0027774

Regulated Entity No: 102097839

TCEQ Region: Region 13 - San Antonio

Permit No: WQ0010746001

County: Karnes County

Start Date Start Time	End Date End Time	Volume (gallons)	Location	Cause	Steps taken to reduce, eliminate, and prevent recurrence	Description/Content	Standard Method for Volume Calculation
3-5-21 1:20 PM	3-5-21 1:42 PM	30	209 S. 3rd St. Kenedy Tx.	Grease clogged sewer line.	Jetted main cleanout, flushed line with billy goat	Used jetter to unclog blockage of grease from sewer main, sprinkled affected area with HTH granular chlorine to disinfect and deodorize	Visual Estimate
3-5-21 1:53 PM	3-5-21 2:30 PM	40	1401 Escondido St. Kenedy Tx.	Debris blocking outlet in man hole	Cleaned Manhole and flushed line.	Jetted manhole's down stream to unclog blockage, sprinkled affected area with HTH granular chlorine to disinfect and deodorize	Visual Estimate
3-6-21 10:02 AM	2-7-21 1:29 PM	850	459 Sunset Strip Kenedy Tx.	Rags, debris, and grease	Jetted sewer main to unclog debris	Used jetter to unclog blockage of debris from sewer main, sprinkled affected area with HTH granular chlorine to disinfect and deodorize	Visual Estimate

TCEQ-20756 (06-27-16)

Note: A copy of this form should be sent to your TCEQ Regional Office no later than the 20th day of the following month and the original to the TCEQ Compliance Monitoring Team (MC224), Enforcement Division, P.O. Box 13087, Austin, TX 78711-3087.

*If the accidental spill or discharge occurs at a Subscriber system (collection system only), use the RN associated to the collection system. If you are uncertain of your RN, you may call the TCEQ Regional Office for assistance.

Start Date Start Time	End Date End Time	Volume (gallons)	Location	Cause	Steps taken to reduce, eliminate, and prevent recurrence	Description/Content	Standard Method for Volume Calculation
3-8-21 3:30 PM	3-8-21 7:30 PM	750	1401 Escondido St. Kenedy TX, 78119	Clogged due to rags, debris and grease	Routine jetting hotspot areas to reduce recurrence	Used jetter to unclog line and used portable clam shell to take out rags and debris. Sprinkled affected area with HTH granular chlorine to disinfect and deodorize.	Visual Estimate

Information Reported by (Name/Title) Mark Garcia, Sewer Superintendent Signature: Mark Garcia

Date Reported 4-8-21

When reporting an accidental or unauthorized discharge or spill, it is important to include all information that is requested on the notification form. If you have questions about the form, do not hesitate to call your TCEQ Regional Office and ask to speak to a wastewater investigator. All information should comply with reporting requirements noted in Texas Water Code Section 26.039, 30 Texas Administrative Code (TAC) Section 305.132, and, if applicable, 30 TAC Section 327.32.

This form may be used in lieu of 24-hour notification to the Regional Office when the accidental or unauthorized discharge or spill meets the requirements in 30 TAC 305.132 and 30 TAC 327.32. You must fax or mail a completed, signed copy within 20 days of the following month to the Water Section Manager at your TCEQ Regional Office. The original, signed copy should be mailed to the address located at the bottom of the form.

General Information

Entity name - permitted name or owner name for subscriber systems.

Permit Number - Your TCEQ WQ permit number (i.e., WQ0012345001). If you are a subscriber, use the RN to which the collection system is associated. If the RN is unknown, please call the TCEQ Regional Office for assistance.

Noncompliance Summary

Parameter	Unit	Quantity or Loading		Units	Quantity or Concentration			Units	# of Analysis	Sample Type
Code	Name	Value 1	Value 2		Value 1	Value 2	Value 3			
Season: 0	Req.				>=6.0 MINIMUM		<=9.0 MAXIMUM	12 - SU	01/07 - Weekly	GR - GRAB
NODI: -	NODI									
00530	Solids, total suspended	Smpl. =54.93		26 - lb/d		=6.88	=25.0	19 - mg/L	02/07 - Twice Every Week	CP - COMPOS
1 - Effluent Gross										
Season: 0	Req.	<=188.0 DAILY AV		26 - lb/d	<=15.0 DAILY AV	<=40.0 DAILY MX		19 - mg/L	02/07 - Twice Every Week	CP - COMPOS
NODI: -	NODI									
00610	Nitrogen, ammonia total [as N]	Smpl. =0.81		26 - lb/d	=0.1	=0.1		19 - mg/L	02/07 - Twice Every Week	CP - COMPOS
1 - Effluent Gross										
Season: 0	Req.	<=38.0 DAILY AV		26 - lb/d	<=3.0 DAILY AV	<=10.0 DAILY MX		19 - mg/L	02/07 - Twice Every Week	CP - COMPOS
NODI: -	NODI									
50050	Flow, in conduit or thru treatment plant	Smpl. =1.068	=1.312	03 - MGD					99/99 - Continuous	TM - TOTALZ
1 - Effluent Gross										
Season: 0	Req.	Req Mon DAILY AV	Req Mon DAILY MX	03 - MGD					99/99 - Continuous	TM - TOTALZ
NODI: -	NODI									
50050	Flow, in conduit or thru treatment plant	Smpl.	=911.0	78 - gal/min					99/99 - Continuous	TM - TOTALZ
P - See Comments										
Season: 0	Req.	<=3038.0 2HR PEAK		78 - gal/min					99/99 - Continuous	TM - TOTALZ
NODI: -	NODI									
50050	Flow, in conduit or thru treatment plant	Smpl. =1.2		03 - MGD					99/99 - Continuous	TM - TOTALZ
Y - Effluent Gross (Supplementary)									99/99 -	TM -
Season: 0	Req.	<=1.5 ANNI AVG		03 -						

Texas Commission on Environmental Quality

P.O. Box 13087 • Austin, TX 78711-3087
MONTHLY EFFLUENT REPORT



WQ0010746001
PERMIT NUMBER

SET

2021	February
YEAR	MO

EID

This report to be used for
Please retain a photocopy for your records.

Parameter Code/ Parameter	Effluent Condition		Units	No.	Frequency of Analysis	Sample Type
	Value	Ex				
3101024 BOD ₅	Reported					
800821024 CBOD ₅	Reported		mg/L		2/week	Composite
820796624 Turbidity	Reported					
31643730 E. coli	Reported		MPN/100 mL		1/week	Grab-Geometric Mean
316403724 E. coli	Reported		MPN/100 mL		1/week	Maximum Single Grab
316393724 Enterococci	Reported					
316393730 Enterococci	Reported					
4006030 pH	Reported					
500507124 Flow	Reported		MGD			
	Reported					
	Reported					
COMMENTS AND EXPLANATIONS (Reference all attachments here.)						
I CERTIFY THAT I AM FAMILIAR WITH THE INFORMATION CONTAINED IN THIS REPORT AND THAT TO THE BEST OF MY KNOWLEDGE AND BELIEF SUCH INFORMATION IS TRUE, COMPLETE AND ACCURATE.						
PLANT OPERATOR NAME	PLANT OPERATOR SIGNATURE	MONTH	DAY	YEAR		
Mark Garcia	<i>Mark Garcia</i>	March	16	2021		
EXECUTIVE OFFICER NAME	EXECUTIVE OFFICER SIGNATURE	MONTH	DAY	YEAR		
Jerry Higgins	<i>Jerry Higgins</i>	March	16	2021		
Telephone Number		Area code	Number			
		830	583-9541			

TCEQ-20709 (Rev. 11/2014)

FIELD OPERATIONS REPORT FY 2020 - 2021

WATER REPORT	OCT 2020	NOV 2020	DEC 2020	JAN 2021	FEB 2021	MAR 2021	APR 2021	MAY 2021	JUN 2021	JUL 2021	AUG 2021	SEP 2021	ANNUAL TOTALS
Accumulated Water Vol.	448	693	491	1408	473	692	0	0	0	0	0	0	4222
RE-DO METERS	55	295	178	150	178	164							900
REPAIRS	132	117	115	225	180	274							1073
PROBLEMS	33	25	15	12	0	2							87
REPLACE MTR / ACCOUNT	53	64	30	985	107	139							1,568
TRANSFERS	0	0	0	0	0	0							0
WATER TUN IN / OUT	149	31	18	55	10	32							286
TRANSFERS	2	1	0	0	0	0							3
TRANSFERS	1	147	87	25	5	11							228
CO'S / EXITS	8	3	1	1	2	3							18
MISC WORK	15	7	55	65	33	37							212
TOTAL WATER CALLS	448	693	491	1408	473	692	0	0	0	0	0	0	4,222
Accumulated Time	2	3	3	3	3	3	3	3	3	3	3	3	3

ROUTINE MAINTENANCE	347	314	283	312	189	206	0	0	0	0	0	0	1541
Accumulated MAINT VOL													182
CHECK WATER PLANTS	31	30	31	31	28	31							182
TAKE FIELD RECORD	31	20	31	31	28	31							182
CHECK CON. OR PRESSURE	8	1	12	3	4	13							39
RUNNY LINES	23	24	24	24	39	36							184
SHADERS	60	60	60	60	30	45							315
DOIL WATER INDICES	1	1	2	1	4	0							9
SIGHT MAINTENANCE CHECKS	71	116	109	125	50	38							489
MISC WORK	24	72	14	37	2	12							161
TOTAL MAINT CALLS	247	334	283	312	159	206	0	0	0	0	0	0	1,541
Accumulated Dis. Water Volume	1	2	4	5	9	9	3	8	8	5	9	9	7
	6	0	0	0	0	0	0	0	0	0	0	0	0

OTHER MAINTENANCE REPORT	148	756	897	452	635	660	10	0	0	0	0	0	3106
Accumulated Other Maint. Vol.													27
LINE LOCATIONS	1	8	5	4	8	5							94
REPLACE METER BOX	22	12	5	40	4	11							109
REPLACE METER BOX	24	13	3	50	5	12							135
Check for Leaks	35	11	18	21	15	14							89
LEAKS REPAIRED / SERVICE LINE	17	6	8	10	5	3							59
Leak Detected / Main	14	10	10	5	13	17							45
Service Main Broken	4	12	9	6	7	0							12
Service Line Unhooked	2	1	2	2	1	4							18
Water Distribution	0	0	3	2	7	4							30
Water Distribution	28	28	3	12	16	7							44
Gas On	8	16	1	2	12	5							32
Valve / Equipment Maintenance	12	5	4	4	4	3							80
New Tank Cell	21	13	14	12	6	14							491
Replaces / Replaces Tank Cell	68	115	115	32	54	108							318
Drain / Tank Repair	46	72	58	68	8	67							327
Drain Reel Work / Final Repair	34	153	10	12	83	65							361
Street Water	33	142	121	5	7	73							804
MISC WORK	101	143	142	185	112	138							3109
Total Other Maint. Vol.	448	756	897	452	635	660	10	0	0	0	0	0	3106
LEAKS TUN IN / OUT	31	47	35	34	33	31	20	0	0	0	0	0	182
TOTAL LEAK WATER CALLS	148	720	1211	249	661	1,428	8	0	0	0	0	0	1,871



Water Treatment Plant
604 Cottonwood, Kenedy, Texas 78119

MONTHLY REPORT FEBRUARY 2021

03/01/2021

- Installed 0-60 pressure gauges on Arsenic Adsorber Vessel #2, gauges had gone out during freeze.
- Worked on February Monthly Reports.

03/03/2021

- Talked to Chuck Walgren on the analysis for the water being introduced to Train "C" Vessel and sent e-mail regarding the perimeters to be analyzed.
- Talked to Sky Haren about my conversation with Chuck Walgren with PCS Lab.
- Talked to Sherrel Mercer about setting up a SCADA monitoring site in Jerry's (PWD) office. He will work up a price quote.

03/04/2021

- Installed 0-60 pressure gauges on Arsenic Adsorber #1, gauges were also damaged during freeze. Replacement gauges have been ordered.
- Continued working on February Monthly Reports.
- Turned in Monthly Reports to Jerry.
- Installed new SCBA (Self Contained Breathing Apparatus) cabinet at FM 719 Pump Station. The one removed had deteriorated due the outside elements.
- Received price quotes to repair both pumps (15 and 20 Hp Pump and Motors) that were sent in to Lonestar Armature. Pumps need to be taken apart to determine the cost of the repair. Took Quotes to Jerry for approval. Called Lonestar Armature and advised to proceed with repairs and replacements.

03/05/2021

- Talked to Adrian with Mercer Controls, he needed the size of the pump and motors (Hp) on Wells Sites that the City is needing Standby Generator Power Project.

03/05/2021

-Talked to Sherrel Mercer regarding some equipment upgrades that need to be done on the Water System. Standby Generator Power at the R.O. Plant and (6) Wells, SCADA in Jerry's office, Connally Unit (TDCJ) Flow Meter reading incorporated into the SCADA monitoring equipment, Containment for Anti-scalant at the R.O. Plant, and battery back up for the SCADA Sites so when electrical power goes out, we can continue to monitor GST and EST levels and Well Site.

-I let Jerry know of my discussion with Sherrel on the above items. Jerry advised if I could also talk to Sherrel and get a rough estimate of what the Stand by Generators would cost.

-Called Jerry and let him know that Sherrel had verbally quoted a rough estimate of \$700,000.00.

-Changed out 3" check valve on Well #13, Well#13 back on line.

03/11/2021

-Talked to Cameron Allen with The EADS Company on price quote for a 316L Stainless Steel Vessel for Train "C". Cameron advised that he would need specs. For vessel. Called Sky Haren to see if he could e-mail me a copy of his specs. (He did) Austin forward them to Cameron Allen.

-Replaced Load Cell (Weight Scale) on Chlorine Bank "A", the old one had failed.

03/12/2021

-Noticed A/C in new annex electrical room was not working, A/C disconnect had a blown fuse. Acquired a P.O. for Elliott Electric Supply to get replacement fuses, A/C is working now.

-Talked to Sherrel Mercer on Standby Generator Project, asked if he could get us drawings for the project. He said that we would be getting drawings and that he would check to see if they need approval from TCEQ. I also mentioned that if we could have the bided quote as soon as he has one. He is still waiting on numbers from the Electrician to put the package together.

-We also talked about the Containment Project, they will be e-mailing me pictures of what they are proposing.

03/15/2021

-Took a week of vacation from the 15th thru 19th.

03/16/2021

-Joe Foster with Mercer Controls came by to look at areas and electrical panels to check what will be needed for generator installations at R.O. Plant and Well Sites (#14, #15, #11, #13, #16).

03/18/2021

- Train "C" developed another hole, Austin patched it up.
- Contractor stock piling base and sand at R.O. Plant.
- Train "D" has a leak on the discharge of pre-boost pumps, Austin built 4" PVC spool piece.

03/19/2021

- Austin installed 4" PVC spool piece he built yesterday for Train "D".

03/22/2021

- Back to work, Juan was at the R.O. Plant. He left and Eli Charles replaced him for training at the R.O. Plant.
- Attended Department Head Meeting at City Hall.
- Austin advised me last week that High Service Pump #1 had turned off mid run. Checked H.S. Pump #1, will have Sherrel Mercer check electronic equipment (controls) before trying to run H.S. Pump #1.
- Changed out pumping head on anti-scalant pump for Train "A".

03/23/2021

- Eli Charles at the R.O. Plant for day (2) of training.
- Met with the Department Heads to do (2) interviews.
- Jerry asked for Generator Brand proposed by Mercer Controls (Kohler).
- Sherrel Mercer came to the R.O. Plant to check High Service Pump #1. Everything checked out good, turned on H.S. #1, pump running.
- Got called out, H.S. Pump #1 did not run on the second go around. Switched to H.S. Pump #2.

03/24/2021

- Jerry e-mailed requesting copies of gas cards for PW-1 and PW-2.
- Set up pipe stand for Train "D" pre-boost discharge piping.
- Called Sherrel Mercer and let him know that I like to get rid of the SAMM Unit from High Service Pump #1 and go to just a HOA (Hand Off Auto) switch. The SAMM Unit is no longer available, it's discontinued.
- Checked with Pedro with Lonestar Armature, they are waiting on parts to build (15 and 20 Hp) pumps back up.

03/26/2021

- Met with Jerry to look and adjust line items on 2020-2021 Budget.
- Jerry and I assisted Cody and Andrew on changing out 2" flow meter to the Escondido Park on Pullin St. Cody will do the paperwork for the meter change out.

03/27/2021

-Patched up (4) holes on Train "C" Vessel with epoxy. Vessel back in service.

03/29/2021

-Attended School St. morning meeting.

03/30/2021

-Called Judy and asked if she could fill out a credit application for a vendor we are needing parts from, She advised yes.

-Installed repair clamp on Train "C" permeate line, it had developed a pinhole.

-Austin made contact with vendors proposing quotes on pre-filter vessel.

03/31/2021

-Attended morning meeting with the Water and Waste Water Employees at the office on School St. Met with Jerry, Mark, and Joe after the meeting.

-Talked to Daniel with KEMCO about pre-filters for Trains, they are on order and shipping direct from Distributor.

-Bill (TDCJ Head of Maintenance) called that pressure seemed a bit low, advised him that we will check it out. Called Bill back and let him know that we had to make a minor adjustment to the Cla-Valve.

- Talked to Cameron Allen concerning warranty, metal thickness, and delivery time.

- At the beginning of the month worked on monthly reports

- Answered and sent several e-mails/phone calls with Contractors, vendors, and contractors.

Hector Salinas



Water Superintendent

TEXAS COMMISSION ON ENVIRONMENTAL QUALITY

#1

MONTHLY REPORT

WATER WORKS OPERATIONS FOR
GROUND WATER SUPPLIES
(1) NAME OF SYSTEM - CITY OF KENEDY
(1a) WATER SYSTEM I.D. NO. - 1280002

COUNTY OF KARNES
MONTH OF MARCH 2021

Day of Week	Pumpage to Distribution System				(6) Disinfection LBS>/DAY	(7) Corrosion Control	(8) Taste and Odor Control	(9) Fluoride Residuals
	(2) Direct from Wells to Plant	(3) From Ground Storage to Distribution System	(4) Purchased from Others	(5) Total Pumpage to Distribution				
1.	1,844,000	1,421,678		1,421,678	25			
2.	1,781,000	1,365,317		1,365,317	26			
3.	1,921,000	1,421,228		1,421,228	32			
4.	1,701,000	1,471,656		1,471,656	25			
5.	1,870,000	1,360,511		1,360,511	27			
6.	1,847,000	1,400,350		1,400,350	28			
7.	1,855,000	1,357,994		1,357,994	29			
8.	1,843,000	1,395,256		1,395,256	28			
9.	1,742,000	1,476,233		1,476,233	27			
10.	1,747,000	1,357,033		1,357,033	27			
11.	1,695,000	1,348,678		1,348,678	24			
12.	1,776,000	1,468,878		1,468,878	25			
13.	1,805,000	1,379,511		1,379,511	28			
14.	1,809,000	1,376,933		1,376,933	25			
15.	1,848,000	1,450,678		1,450,678	29			
16.	1,795,000	1,463,294		1,463,294	27			
17.	1,941,000	1,517,161		1,517,161	27			
18.	1,918,000	1,366,083		1,366,083	28			
19.	1,640,000	1,652,922		1,652,922	24			
20.	1,981,000	1,432,506		1,432,506	33			
21.	1,984,000	1,441,128		1,441,128	27			
22.	1,985,000	1,595,711		1,595,711	29			
23.	1,816,000	1,441,094		1,441,094	30			
24.	1,719,000	1,272,222		1,272,222	16			
25.	1,763,000	1,495,361		1,495,361	25			
26.	1,721,000	1,353,483		1,353,483	28			
27.	1,852,000	1,587,750		1,587,750	28			
28.	1,851,000	1,308,222		1,308,222	24			
29.	1,856,000	1,468,800		1,468,800	33			
30.	1,821,000	1,408,678		1,408,678	27			
31.	1,746,000	1,370,550		1,370,550	25			
Total	56,473,000	44,226,899	0	44,226,899	836	0	0	0
Avg.	1,821,710	1,426,674	0	1,426,674	27.0	0	0	0
Max.	1,985,000	1,652,922		1,652,922	33			
Min.	1,640,000	1,272,222		1,272,222	16			

No. Of Active Services (10) - 1,614 Meters Chemical Analysis (11) 01-01-2020
3,133 Connections

Dates and Results of Bacteriological Analysis (12) - March 2, 2021 / 7 Samples submitted - All O.K.

Reservoirs of Tanks Checked - July 27, 2020

Dead Ends Flushed (14) - 22

General Remarks (15) -

Submitted By (16) 

Certificate No. and Class (17) WG0015819 Class C - Ground Water

Report prepared by Hector Salinas & Austin Bryan on 04-01-2021.

CITY OF KENEDY

WATER TREATMENT PLANT

MONTHLY REPORT FOR MARCH 2021

#2

WATER TREATMENT PLANT PRODUCTION FOR PERIOD OF 01 thru 31, 2021	
TOTAL WELL PUMPAGE - GALLONS:	56,473,000
TOTAL PUMPAGE TO DISTRIBUTION - GALLONS:	43,926,483
WELL PUMPAGE/DISTRIBUTION RATIO:	78% / 22%
ESTIMATED WATER LOSS DUE TO LEAKS, ETC. (SEE ATTACHED LIST) - GALLONS:	380,979
TOTAL CONNECTIONS:	3,133
TOTAL PERMEATE - GALLONS:	25,888,000
TOTAL CONCENTRATE - GALLONS:	10,475,000
TOTAL BLEND - GALLONS:	18,390,000
TOTAL POTABLE WATER PRODUCED (PERMEATE + BLEND) - GALLONS:	44,278,000
TOTAL POTABLE WATER PRODUCED (PERMEATE + BLEND) - RATIO:	58% / 42%

SOLD + ESTIMATED LOSS vs PUMPAGE TO DISTRIBUTION FOR PERIOD OF FEBRUARY 24, 2021 thru MARCH 19, 2021	
TOTAL PUMPAGE TO DISTRIBUTION - GALLONS:	33,960,945
TOTAL GALLONS METERED (SOLD) - GALLONS:	26,411,800
ESTIMATED WATER LOSS - GALLONS:	380,979
TOTAL GALLONS METERED (SOLD) + ESTIMATED WATER LOSS - GALLONS:	26,792,779
PUMPAGE TO DISTRIBUTION SOLD/LOSS RATIO:	79% / 21%

ALL R.O. TRAINS - TOTAL GALLONS: PERMEATE / CONCENTRATE / PERCENT REJECTION:				
TRAIN "A" PERMEATE:	3,785,000	TRAIN "A" CONCENTRATE:	1,631,000	70% / 30%
TRAIN "B" PERMEATE:	4,494,000	TRAIN "B" CONCENTRATE:	1,642,000	73% / 27%
TRAIN "C" PERMEATE:	10,685,000	TRAIN "C" CONCENTRATE:	3,574,000	75% / 25%
TRAIN "D" PERMEATE:	6,924,000	TRAIN "D" CONCENTRATE:	3,628,000	66% / 34%
TRAIN "E" PERMEATE:		TRAIN "E" CONCENTRATE:		/
TOTAL PERMEATE - GALLONS:	25,888,000	TOTAL CONCENTRATE - GALLONS:	10,475,000	71% / 29%
BLEND PUMP "A":	1,166,000			
BLEND PUMP "B":	3,870,000			
BLEND PUMP "C":	13,354,000			
TOTAL BLEND - GALLONS:	18,390,000	ALL TRAINS + ALL BLEND PUMPS = TOTAL WATER - GALS:		44,278,000

NEW MEDIA WAS INSTALLED AND ADSORBER#2 WAS PLACED ONLINE ON :10-07-2020. EST. TOTAL FLOW: 125,000 (X 1000)	
TOTAL FLOW ESTIMATED THROUGH MEDIA DURING THE MONTH OF MARCH 2021 (X 1000) ⇒	8,522
TOTAL FLOW ESTIMATED AVAILABLE TO BE PROCESSED THROUGH EXISTING MEDIA: (X 1000) ⇒	67,697

CONTINUED ON PAGE #2

MONTHLY REPORT FOR MARCH 2021

WATER WELL PRODUCTION:		INDIVIDUAL WELL INFORMATION:	
WELL #8:	531,000	Current Flow Rate: 257 GPM	
WELL #10:	318,000	Current Flow Rate: 328 GPM	
WELL #11:	2,824,000	Current Flow Rate: 69 GPM	
WELL #13:	785,000	Current Flow Rate: 20 GPM	
WELL #14:	19,180,000	Current Flow Rate: 360 GPM	
WELL #15:	17,071,000	Current Flow Rate: 362 GPM	
WELL #16:	15,764,000	Current Flow Rate: 358 GPM	
WELL #:			
TOTAL GALLONS:	56,473,000	TOTAL FLOW AVAILABLE: 1,754 GPM	DATE: 04-01-2021

ELECTRICITY USAGE:				
LOCATION:	START DATE:	END DATE:	KWh:	TOTAL:
WELL #8, includes Water Treatment Plant	2/02/2021	3/02/2021	149,760	\$10,387.81
WELL #10	1/14/2021	2/12/2021	2,011	\$656.21
WELL #11, Well #13, and WELL #16	02/01/21	03/01/21	43,300	\$3,131.40
WELL #14	02/01/21	03/01/21	42,270	\$3,159.02
WELL #15	02/01/21	03/01/21	44,080	\$3,854.94
WELL #				
WELL #				
			TOTAL:	\$21,189.38

CHEMICAL/5micron FILTER USAGE:			
CHEMICAL/UNIT:	UNITS:	PRICE/UNIT:	TOTAL:
SODIUM HYDROXIDE - 50% SOLUTION - GALLONS:	0	?	\$0.00
SCALE FREE 2800 ANTISCALANT - GALLONS:	187	\$14.77	\$2,761.99
CHLORINE - POUNDS:	836	\$0.92	\$769.12
CARBON DIOXIDE-LIQUID GAS (CO2)-POUNDS:	155	\$0.45	\$69.75
5-micron FILTER - EACH:	0	\$15.50	\$0.00
		TOTAL:	\$3,600.86

TRAIN RUN-TIME HOURS:					
	START HOURS:	END HOURS:	TOTAL:	DAYS OF OPERATION:	DAILY AVERAGE HOURS RAN:
TRAIN A	2060.9	2438.5	377.6	31	12.2
TRAIN B	1810.7	2189.3	378.6	31	12.2
TRAIN C - Booster Pump Q100	3866.0	4083.8	217.8	31	7.0
TRAIN C - Booster Pump Q200	7928.1	8442.1	514	31	16.6
TRAIN D	30215.4	30956.4	741	31	23.9

REPORT COMPLETED BY HECTOR SALINAS AND AUSTIN BRYAN ON 04-03-2021.

WATER TREATMENT PLANT - ARSENIC ADSORBER
MEDIA TOTAL FLOW AFTER INSTALLATION
MONTH OF MARCH 2021

#4

NOTE: NEW MEDIA WAS INSTALLED AND ADSORBER#2 WAS PLACED ONLINE ON 10-07-2020

D A T E	ADSORBER VESSEL FLOW		TOTAL FLOW THROUGH VESSELS (PARALLEL OR SERIES) (X 1000)	ADSORBER BY-PASS FLOW (X1000)	COMBINED ADSORBER + BY-PASS FLOW (X 1000)	BOOSTER PUMP FLOW(X 1000)			TOTAL BOOSTER PUMP FLOW (X 1000)	PERCENT (%) ADSORBER /BY-PASS RATIO
	#1 (X 1000)	#2 (X 1000)				#1	#2	#3		
01	272		272	300	572	592			592	48% / 52%
02	267		267	300	567	493	92		585	47% / 53%
03	253		253	256	509		526		526	50% / 50%
04	237		237	243	480		495		495	49% / 51%
05	289		289	292	581		600		600	50% / 50%
06	292		292	304	596		615		615	49% / 51%
07	295		295	302	597		617		617	49% / 51%
08	289		289	295	584	120	483		603	49% / 51%
09	245		245	244	489	503			503	50% / 50%
10	240		240	247	487	502			502	49% / 51%
11	234		234	241	475	489			489	49% / 51%
12	254		254	256	510	525			525	50% / 50%
13	276		276	291	567	585			585	49% / 51%
14	283		283	308	591	613			613	48% / 52%
15	254		254	284	538	487	68		555	47% / 53%
16	266		266	273	539		558		558	49% / 51%
17	303		303	306	609		629		629	50% / 50%
18	375		375	378	753		780		780	50% / 50%
19	237		237	250	487		502		502	49% / 51%
20	356		356	365	721		747		747	49% / 51%
21	291		291	316	607		628		628	48% / 52%
22	332		332	334	666		688		688	50% / 50%
23	301		301	307	608		630		630	50% / 50%
24	250		250	261	511		527		527	49% / 51%
25	249		249	265	514		531		531	48% / 52%
26	251		251	272	523		540		540	48% / 52%
27	259		259	285	544		563		563	48% / 52%
28	266		266	295	561		581		581	47% / 53%
29	312		312	333	645		691		691	48% / 52%
30	248		248	281	529		546		546	47% / 53%
31	246		246	266	512		529		529	48% / 52%
TOTAL:	8,522	0	8,522	8,950	17,472	4,909	13,166	0	18,075	
AVG:	275	0	275	289	564	491	549	0	583	49% / 51%
MAX:	375		375	378	753	613	780		780	50% / 53%
MIN:	234		234	241	475	120	68		489	47% / 50%
67,697 (X 1000) ← FLOW AVAILABLE TO BE PROCESSED THROUGH EXISTING MEDIA IN LEAD VESSEL										

REPORT PREPARED BY HECTOR SALINAS AND AUSTIN BRYAN ON 04-01-2021.

CITY OF KENEDY

WATER WELL PUMPAGE

FOR MARCH 2021

#5

DATE:	WELL #8 (X 1000)	WELL #10 (X 1000)	WELL #11 (X 1000)	WELL #13 (X 1000)	WELL #14 (X 1000)	WELL #15 (X 1000)	WELL #16 (X 1000)	DAILY TOTAL:
1	25	10	92	0	641	566	510	1,844,000
2	28	7	89	0	621	542	494	1,781,000
3	14	0	107	0	680	557	563	1,921,000
4	18	9	93	0	589	496	496	1,701,000
5	15	24	92	3	650	573	513	1,870,000
6	7	15	89	30	641	557	508	1,847,000
7	13	15	90	30	641	558	508	1,855,000
8	0	15	90	30	641	558	509	1,843,000
9	7	9	96	31	579	506	514	1,742,000
10	13	17	96	30	571	508	512	1,747,000
11	14	0	94	29	562	497	499	1,695,000
12	14	16	95	30	600	508	513	1,776,000
13	37	0	90	30	635	511	502	1,805,000
14	37	9	83	28	612	557	483	1,809,000
15	17	0	99	32	642	526	532	1,848,000
16	17	0	94	31	625	514	514	1,795,000
17	21	38	89	30	658	589	516	1,941,000
18	25	10	90	30	620	628	515	1,918,000
19	21	0	79	28	478	572	462	1,640,000
20	21	14	86	30	655	655	520	1,981,000
21	22	14	86	31	656	655	520	1,984,000
22	21	14	87	31	656	656	520	1,985,000
23	18	12	83	29	615	573	486	1,816,000
24	18	0	93	30	589	492	497	1,719,000
25	18	28	93	30	593	498	503	1,763,000
26	17	8	92	29	586	491	498	1,721,000
27	18	0	90	30	633	571	510	1,852,000
28	17	0	89	30	633	571	511	1,851,000
29	18	2	90	31	633	571	511	1,856,000
30	0	18	95	31	639	518	520	1,821,000
31	0	14	93	31	606	497	505	1,746,000
Total	531	318	2,824	785	19,180	17,071	15,764	56,473,000
Avg.	17	10	91	25	619	551	509	1,821,710
Max.	37	38	107	32	680	656	563	1,985,000
Min.	0	0	79	0	478	491	462	1,640,000

REMARKS:

REPORT PREPARED BY HECTOR SALINAS & AUSTIN BRYAN ON 04-01-2021.

CITY OF KENEDY - WATER TREATMENT PLANT - R.O. TRAIN DAILY FLOWS FOR MARCH 2021

R.O. TRAIN PERMEATE:										R.O. TRAIN CONCENTRATE (BRINE):					BLEND PUMP:			
DATE:	Train "A"	Train "B"	Train "C"	Train "D"	TOTAL:	Train "A"	Train "B"	Train "C"	Train "D"	TOTAL:	Pump "A"	Pump "B"	Pump "C"	TOTAL:				
1	37,000	200,000	351,000	230,000	818,000	16,000	88,000	117,000	117,000	338,000		598,000		598,000				
2	194,000	81,000	359,000	234,000	868,000	83,000	22,000	120,000	121,000	346,000		496,000	95,000	591,000				
3	31,000	220,000	365,000	238,000	854,000	14,000	95,000	122,000	122,000	353,000			536,000	536,000				
4	163,000	78,000	340,000	221,000	802,000	69,000	30,000	113,000	114,000	326,000			505,000	505,000				
5	66,000	186,000	347,000	227,000	826,000	29,000	74,000	116,000	116,000	335,000			614,000	614,000				
6	231,000	42,000	352,000	228,000	853,000	99,000	5,000	118,000	118,000	340,000			624,000	624,000				
7	0	238,000	353,000	228,000	819,000	0	104,000	118,000	118,000	340,000			627,000	627,000				
8	58,000	209,000	318,000	232,000	817,000	25,000	92,000	106,000	120,000	343,000	134,000		484,000	618,000				
9	173,000	91,000	351,000	225,000	840,000	74,000	29,000	117,000	117,000	337,000	517,000			517,000				
10	48,000	200,000	352,000	226,000	826,000	21,000	84,000	117,000	117,000	339,000	514,000			514,000				
11	165,000	116,000	343,000	221,000	845,000	71,000	30,000	115,000	114,000	330,000	1,000	497,000		498,000				
12	58,000	194,000	352,000	226,000	830,000	24,000	79,000	117,000	118,000	338,000		531,000		531,000				
13	208,000	91,000	348,000	222,000	869,000	90,000	13,000	116,000	116,000	335,000		590,000		590,000				
14	35,000	200,000	339,000	217,000	791,000	15,000	86,000	113,000	113,000	327,000		620,000		620,000				
15	231,000	65,000	360,000	230,000	886,000	100,000	6,000	120,000	121,000	347,000		538,000	21,000	559,000				
16	57,000	197,000	354,000	219,000	827,000	24,000	84,000	119,000	114,000	341,000			571,000	571,000				
17	225,000	75,000	346,000	222,000	868,000	97,000	5,000	115,000	117,000	334,000			652,000	652,000				
18	55,000	217,000	295,000	224,000	791,000	24,000	97,000	100,000	117,000	338,000			788,000	788,000				
19	208,000	98,000	316,000	217,000	839,000	90,000	25,000	105,000	115,000	335,000			513,000	513,000				
20	52,000	206,000	363,000	224,000	845,000	22,000	89,000	122,000	118,000	351,000			755,000	755,000				
21	229,000	55,000	333,000	213,000	830,000	99,000	0	112,000	112,000	323,000			631,000	631,000				
22	30,000	227,000	374,000	238,000	869,000	13,000	99,000	125,000	127,000	364,000			704,000	704,000				
23	204,000	86,000	338,000	215,000	843,000	88,000	12,000	114,000	113,000	327,000			635,000	635,000				
24	19,000	211,000	341,000	216,000	787,000	8,000	94,000	114,000	115,000	331,000			542,000	542,000				
25	218,000	78,000	343,000	217,000	856,000	94,000	7,000	114,000	115,000	330,000			540,000	540,000				
26	4,000	231,000	350,000	221,000	806,000	2,000	103,000	117,000	118,000	340,000			556,000	556,000				
27	247,000	81,000	331,000	227,000	886,000	107,000	8,000	112,000	120,000	347,000			574,000	574,000				
28	212,000	61,000	312,000	195,000	780,000	91,000	1,000	104,000	105,000	301,000			585,000	585,000				
29	74,000	190,000	372,000	234,000	870,000	33,000	79,000	125,000	125,000	362,000			701,000	701,000				
30	188,000	90,000	346,000	221,000	845,000	81,000	27,000	117,000	119,000	344,000			558,000	558,000				
31	65,000	180,000	341,000	216,000	802,000	28,000	75,000	114,000	116,000	333,000			543,000	543,000				
TOTAL	3,785,000	4,494,000	10,685,000	6,924,000	25,888,000	1,631,000	1,642,000	3,574,000	3,628,000	10,475,000	1,166,000	3,870,000	13,354,000	18,390,000				
AVG.	122,097	144,968	344,677	223,355	835,097	52,613	52,968	115,290	117,032	337,903	291,500	552,857	556,417	593,226				
MAX.	247,000	238,000	374,000	238,000	886,000	107,000	104,000	125,000	127,000	364,000	517,000	620,000	788,000	788,000				
MIN.	0	42,000	295,000	195,000	780,000	0	0	100,000	105,000	301,000	1,000	496,000	21,000	498,000				

REPORT PREPARED BY HECTOR SALINAS & AUSTIN BRYAN ON 04-01-2021.

CITY OF KENEDY
WATER TREATMENT PLANT BRINE WATER DISCHARGE
MONTH OF MARCH 2021

#7

DATE	OPERATOR INITIALS	TIME	SAMPLE ANALYSIS								TOTAL FLOW (GALLONS) FOR 24 HOUR PERIOD
			pH AND TEMPERATURE		CONDUCTIVITY AND TEMPERATURE		TOTAL DISSOLVED SOLIDS AND TEMPERATURE		TOTAL DISSOLVED SOLIDS	CHLORIDES	
			pH	°C	COND. µS	°C	T.D.S. ppm	°C	T.D.S. lbs./DAY	mg/l	
1	H.S.	9:03AM	7.71	27.2	6,699	27.1	5,217	27.1	14,706	1,536	338,000
2	A.B.	10:21AM	7.68	26.8	6,735	27.0	5,266	27.0	15,196	1,492	346,000
3	A.B.	12:35PM	7.73	27.5	6,674	27.4	5,224	27.4	15,380	1,484	353,000
4	H.S.	8:26AM	7.68	27.2	6,745	27.1	5,296	27.1	14,399	1,588	326,000
5	H.S.	8:06AM	7.70	27.1	6,705	27.2	5,276	27.2	14,741	1,495	335,000
6	A.B.	2:12PM	7.67	27.3	6,667	27.2	5,246	27.2	14,876	1,472	340,000
7	A.B.	3:35PM	7.69	27.2	6,652	27.3	5,267	27.3	14,935	1,490	340,000
8	A.B.	8:52AM	7.72	26.9	6,606	26.9	5,183	26.9	14,827	1,469	343,000
9	A.B.	8:51AM	7.71	27.3	6,635	27.4	5,188	27.4	14,581	1,467	337,000
10	A.B.	8:17AM	7.70	27.2	6,647	27.4	5,187	27.4	14,665	1,488	339,000
11	H.S.	8:07AM	7.66	27.5	6,676	27.4	5,212	27.4	14,344	1,505	330,000
12	H.S.	8:59AM	7.70	27.5	6,647	27.4	5,193	27.4	14,639	1,489	338,000
13	H.S.	12:08PM	7.69	27.7	6,657	27.6	5,191	27.6	14,503	1,488	335,000
14	H.S.	11:33AM	7.65	27.4	6,632	27.4	5,181	27.4	14,130	1,496	327,000
15	A.B.	1:53PM	7.69	27.5	6,667	27.5	5,211	27.5	15,081	1,473	347,000
16	A.B.	10:05AM	7.68	27.2	6,615	27.5	5,169	27.5	14,700	1,505	341,000
17	J.B.	2:17PM	7.71	27.6	6,724	27.6	5,251	27.6	14,627	1,598	334,000
18	J.B.	8:57AM	7.74	26.7	6,672	27.1	5,246	27.1	14,788	1,472	338,000
19	A.B.	9:52AM	7.70	26.8	6,600	26.7	5,159	26.7	14,414	1,483	335,000
20	A.B.	12:13PM	7.69	27.3	6,591	27.4	5,151	27.4	15,079	1,475	351,000
21	A.B.	3:59PM	7.69	27.5	6,580	27.6	5,125	27.6	13,806	1,480	323,000
22	H.S.	1:32PM	7.68	27.5	6,552	27.5	5,100	27.5	15,482	1,448	364,000
23	E.C.	10:23AM	7.70	24.4	6,591	27.6	5,144	27.6	14,029	1,590	327,000
24	E.C.	8:40AM	7.72	27.0	6,660	26.9	5,190	26.9	14,327	1,458	331,000
25	E.C.	9:15AM	7.74	26.6	6,640	27.0	5,193	27.0	14,292	1,470	330,000
26	E.C.	8:10AM	7.73	26.7	6,550	27.2	5,135	27.2	14,561	1,500	340,000
27	E.C.	11:02AM	7.70	26.9	6,570	27.8	5,127	27.8	14,837	1,449	347,000
28	E.C.	10:55AM	7.75	26.6	6,587	27.0	5,162	27.0	12,958	1,466	301,000
29	E.C.	7:58AM	7.74	26.8	6,550	26.8	5,141	26.8	15,521	1,421	362,000
30	E.C.	8:30AM	7.64	27.1	6,532	27.5	5,120	27.5	14,689	1,453	344,000
31	E.C.	8:18AM	7.64	27.3	6,612	27.2	5,152	27.2	14,308	1,431	333,000
TOTAL									453,420		10,475,000
AVERAGE			7.70	27.1	6,635	27.3	5,190	35.2	14,626	1,488	337,903
MAXIMUM			7.75	27.7	6,745	27.8	5,296	274.0	15,521	1,598	364,000
MINIMUM			7.64	24.4	6,532	26.7	5,100	26.7	12,958	1,421	301,000

NOTES: Continued to discharge Brine Water (Concentrate) through the Brine Water Discharge Line (TPDES PERMIT NO. 03913) into the Abandoned Escondido Creek.

REPORT PREPARED BY HECTOR SALINAS AND AUSTIN BRYAN ON 04-01-2021.

CITY OF KENEDY WATER TREATMENT PLANT

#8

TOTAL PUMPAGE TO DISTRIBUTION (BY CLEARWELL GAIN/LOSS - GALLONS) FOR MARCH 2021

DATE:	PERMEATE: GALLONS X 1000	BLEND: GALLONS X 1000	TOTAL BLENDED GALLONS:	CLEARWELL LEVEL				TOTAL GALLONS TO DISTRIBUTION (+/-)	PUMPAGE TO PRESSURE PLAINS #1, #2, #3, & #6 (GALLONS)	CLEARWELLS #1 & #2 TO REMAINING CITY PRESSURE PLAINS (GALLONS)
				PREVIOUS (FT./WATER)	ENDING (FT./WATER)	GAIN/LOSS (FT./WATER)	GAIN/LOSS (GALLONS)			
1	818.000	598	1,416,000	36.2	36.0	-0.2	(5,678)	1,421,678	1,499,144	(77,466)
2	868.000	591	1,459,000	36.0	39.3	3.3	93,683	1,365,317	1,420,047	(54,730)
3	854.000	536	1,390,000	39.3	38.2	-1.1	(31,228)	1,421,228	1,476,524	(55,296)
4	802.000	505	1,307,000	38.2	32.4	-5.8	(164,656)	1,471,656	1,543,915	(72,259)
5	826.000	614	1,440,000	32.4	35.2	2.8	79,489	1,360,511	1,410,564	(50,053)
6	853.000	624	1,477,000	35.2	37.9	2.7	76,650	1,400,350	1,460,578	(60,228)
7	819.000	627	1,446,000	37.9	41.0	3.1	88,006	1,357,994	1,428,691	(70,697)
8	817.000	618	1,435,000	41.0	42.4	1.4	39,744	1,395,256	1,464,657	(69,401)
9	840.000	517	1,357,000	42.4	38.2	-4.2	(119,233)	1,476,233	1,517,828	(41,595)
10	826.000	514	1,340,000	38.2	37.6	-0.6	(17,033)	1,357,033	1,417,215	(60,182)
11	845.000	498	1,343,000	37.6	37.4	-0.2	(5,678)	1,348,678	1,381,461	(32,783)
12	830.000	531	1,361,000	37.4	33.6	-3.8	(107,878)	1,468,878	1,533,414	(64,536)
13	869.000	590	1,459,000	33.6	36.4	2.8	79,489	1,379,511	1,401,799	(22,288)
14	791.000	620	1,411,000	36.4	37.6	1.2	34,067	1,376,933	1,451,780	(74,847)
15	886.000	559	1,445,000	37.6	37.4	-0.2	(5,678)	1,450,678	1,484,306	(33,628)
16	827.000	571	1,398,000	37.4	35.1	-2.3	(65,294)	1,463,294	1,525,787	(62,493)
17	868.000	652	1,520,000	35.1	35.2	0.1	2,839	1,517,161	1,519,011	(1,850)
18	791.000	788	1,579,000	35.2	42.7	7.5	212,917	1,366,083	1,415,769	(49,686)
19	839.000	513	1,352,000	42.7	32.1	-10.6	(300,922)	1,652,922	1,585,574	67,348
20	845.000	755	1,600,000	32.1	38.0	5.9	167,494	1,432,506	1,518,204	(85,698)
21	830.000	631	1,461,000	38.0	38.7	0.7	19,872	1,441,128	1,451,271	(10,143)
22	869.000	704	1,573,000	38.7	37.9	-0.8	(22,711)	1,595,711	1,668,620	(72,909)
23	843.000	635	1,478,000	37.9	39.2	1.3	36,906	1,441,094	1,463,735	(22,641)
24	787.000	542	1,329,000	39.2	41.2	2	56,778	1,272,222	1,332,553	(60,331)
25	856.000	540	1,396,000	41.2	37.7	-3.5	(99,361)	1,495,361	1,523,127	(27,766)
26	806.000	556	1,362,000	37.7	38.0	0.3	8,517	1,353,483	1,423,523	(70,040)
27	886.000	574	1,460,000	38.0	33.5	-4.5	(127,750)	1,587,750	1,575,218	12,532
28	780.000	585	1,365,000	33.5	35.5	2	56,778	1,308,222	1,322,859	(14,637)
29	870.000	701	1,571,000	35.5	39.1	3.6	102,200	1,468,800	1,538,929	(70,129)
30	845.000	558	1,403,000	39.1	38.9	-0.2	(5,678)	1,408,678	1,445,784	(37,106)
31	802.000	543	1,345,000	38.9	38.4	-0.9	(25,550)	1,370,550	1,429,049	(58,499)
TOTAL:	25,888.000	18,390	44,278,000					44,226,900	45,630,936	(1,404,036)
AVG.	835.097	593	1,428,323					1,426,674	1,471,966	(45,291)
MAX.	886.000	788	1,600,000					1,652,922	1,668,620	67,348
MIN.	780.000	498	1,307,000					1,272,222	1,322,859	(85,698)

REPORT COMPLETED BY HECTOR SALINAS & AUSTIN BRYAN ON 03-03-2021.

MONTHLY CHEMICAL LOG SHEET MARCH 2021

Date	Antiscalant	chlorine	co 2	m filter	dist. Resd.
1	6	25	18	0	1.81
2	7	26	0	0	1.89
3	5	32	0	0	1.94
4	5	25	6	0	1.72
5	7	27	8	0	1.71
6	5	28	7	0	1.95
7	5	29	5	0	1.28
8	7	28	4	0	1.77
9	7	27	1	0	0.36
10	6	27	3	0	1.72
11	4	24	5	0	1.75
12	7	25	4	0	1.91
13	7	28	5	0	1.90
14	6	25	10	0	1.72
15	6	29	0	0	1.67
16	5	27	3	0	1.94
17	6	27	8	0	1.26
18	7	28	10	0	1.87
19	7	24	2	0	0.41
20	5	33	6	0	1.82
21	6	27	6	0	1.92
22	7	29	3	0	1.84
23	6	30	2	0	1.90
24	6	16	5	0	1.61
25	6	25	4	0	1.61
26	6	28	2	0	1.91
27	7	28	7	0	1.32
28	5	24	3	0	1.72
29	6	33	5	0	1.21
30	6	27	7	0	1.58
31	6	25	6	0	1.59
TOTALS	187	836	155	0	50.61
30 DAYS AVERAGE					1.687
31 DAY AVERAGE					1.632581

1.7
1.95
1.26
1.58
0.4
1.55
1.69
10.13

38 TOTAL

60.74

1.598421



CITY OF KENEDY WATER TREATMENT PLANT

604 Cottonwood Street
Kenedy, Texas 78119
(830) 583-2372

Russell
EVERGREEN UNDERGROUND WATER CONSERVATION DISTRICT
(830) 569-4186; russell.labus@evergreenuwcd.org

This Report shows the Production from each of the Water Wells that the City of Kenedy currently uses. If you have any questions, please email me at: kenedywtp@cityofkenedy.org or call me at (830) 299-5156.

Thanks,

Hector Salinas
City of Kenedy
Water Treatment Plant Supt.

WATER WELL PUMPAGE FOR 2021

MONTH	WELL #8 (X 1000)	WELL #10 (X 1000)	WELL #11 (X 1000)	WELL #13 (X 1000)	WELL #14 (X 1000)	WELL #15 (X 1000)	WELL #16 (X 1000)	MONTHLY TOTAL: (X 1000)
JANUARY	3,084	773	2,959	895	17,435	15,792	12,676	53,614
FEBRUARY	2,706	2,096	2,589	411	15,228	14,633	13,651	51,314
MARCH	531	318	2,824	785	19,180	17,071	15,764	56,473
APRIL								0
MAY								0
JUNE								0
JULY								0
AUGUST								0
SEPTEMBER								0
OCTOBER								0
NOVEMBER								0
DECEMBER								0
TOTAL:	6,321	3,187	8,372	2,091	51,843	47,496	42,091	161,401
AVERAGE:	2,107	1,062	2,791	697	17,281	15,832	14,030	13,450
MAXIMUM:	3,084	2,096	2,959	895	19,180	17,071	15,764	56,473
MINIMUM:	531	318	2,589	411	15,228	14,633	12,676	0

REMARKS: All TOTALS are "X 1000" Gallons.

REPORT PREPARED BY Hector Salinas & Austin Bryan ON 04-05-2021.

CITY OF KENEDY WATER TREATMENT PLANT

PRODUCTION FOR 2021

MONTH	CONNECTIONS	TOTAL WELL PUMPAGE	TOTAL PERMEATE GALLONS PRODUCED	TOTAL CONCENTRATE LOSS (BRINE)	PERMEATE TO CONCENTRATE (BRINE) LOSS % RATIO	TOTAL BLEND GALLONS PRODUCED	TOTAL GALLONS PRODUCED	PERMEATE TO BLEND % RATIO	TOTAL PUMPAGE TO DISTRIBUTION	CITY OF KENEDY AND ELOSO W.S.C. INTERCONNECT		TOTAL GALLONS USED IN DISTRIBUTION SYSTEM	ESTIMATED GALLONS LOST, (LEAKS, FLUSHING, ETC.)	ESTIMATED GALLONS USED AFTER ESTIMATED LOST GALLONS
										GALLONS SOLD TO ELOSO W.S.C.	GALLONS PURCHASED FROM ELOSO W.S.C.			
JANUARY	3,133	53,614,000	23,952,000	10,437,000	70% / 30%	16,931,000	40,883,000	59% / 41%	40,839,497	0	0	40,839,497		40,839,497
FEBRUARY	3,133	51,314,000	21,324,984	8,835,000	71% / 29%	18,896,003	40,220,987	53% / 47%	39,731,261	0	0	39,731,261	971,033	38,760,228
MARCH	3,133	56,473,000	25,888,000	10,475,000	71% / 29%	18,390,000	44,278,000	58% / 42%	44,226,900	0	0	44,226,900	380,979	43,845,921
APRIL					?? / %		0	?? / %				0		0
MAY					?? / %		0	?? / %				0		0
JUNE					?? / %		0	?? / %				0		0
JULY					?? / %		0	?? / %				0		0
AUGUST					?? / %		0	?? / %				0		0
SEPTEMBER					?? / %		0	?? / %				0		0
OCTOBER					?? / %		0	?? / %				0		0
NOVEMBER					?? / %		0	?? / %				0		0
DECEMBER					?? / %		0	?? / %				0		0
TOTAL:		161,401,000	71,164,984	29,747,000		54,217,003	125,381,987		124,797,658	0	0	124,797,658	1,352,012	123,445,646
AVERAGE:	3,133	53,800,333	23,721,661	9,915,667	71% / 29%	18,072,334	10,448,499	57% / 43%	41,599,219	0	0	10,399,805	676,006	10,287,137
MAXIMUM:	3,133	56,473,000	25,888,000	10,475,000	71% / 30%	18,896,003	44,278,000	59% / 47%	44,226,900	0	0	44,226,900	971,033	43,845,921
MINIMUM:	3,133	51,314,000	21,324,984	8,835,000	70% / 29%	16,931,000	0	53% / 41%	39,731,261	0	0	0	380,979	0

REMARKS.

REPORT PREPARED BY HECTOR SALINAS & AUSTIN BRYAN ON 04-05-2021.

March Monthly Report

3-1-21

1. 635 Karnes St. 6" Water main leak. Repaired with full circle clamp.

3-2-21

1. 330 W. Main St. ¾" Customer leak. Dug up alley and found leak on customer side.
2. 115 Goliad St. 2" Water main leak. Repaired with full circle clamp.
3. 108 Lee St. 6" Water main leak. Repaired by replacing bolts on old clamp.

3-3-21

1. 128 Nottingham Dr. 2" Flush point leaking. Replaced broken ball valve.
2. 920 Aransas St. 2" Water Main leak. Repaired with two full circle clamps.

3-4-21

1. 100 Bellaire Blvd. 2" Water main leak. Repaired by installing barrel in place of broken coupling.

3-5-21

1. 312 S 7th St. 1 ½" Water main leak. Replaced 12ft of main.

3-8-21

1. 302 Pine St. ¾" Service leak. Replaced section of broken poly with copper tubing.

3-9-21

1. 806 Lamar St. Leak on old hydrant. Replaced broken cap to stop leak.

3-11-21

1. 806 W. Main St. 2" Water main leak. Tightened clamp to stop leak.

3-13-21

1. 703 S 8th St. 2" Water main leak. Repaired with full circle clamp.

3-15-21

1. 722 Carol St. 2" Water main leak. Replaced barrel and 2" valve.

3-16-21

1. 413 W. Liveoak St. 2" Water main leak. Repaired with 2" x 6" full circle clamp.

3-17-21

1. 807 S 9th St. 6" Water main leak. Repaired with 6" x 7 ½" full circle clamp.

3-19-21

1. 110 Graham Rd. 6" Water main leak. Repaired with 6" x 12 ½" full circle clamp.

3-22-21

1. 301 Aransas St. ¾" Service leak. Repaired with ¾" x 3" Full circle clamp.

3-23-21

1. 710 Dewitt St. 6" Water main leak. Repaired with 6" x 7 ½" full circle clamp.

3-24-21

1. 503 S 5th St. 2" Water main leak. Repaired with 2" x 3" full circle clamp.
2. 101 Loma Alto. Housing cracked on water pump. Changed out water pump with new one.

3-26-21

1. 590 W. State Hwy 72. 2" Water main leak. Repaired with 2" x 12 ½" collar clamp.

3-27-21

1. 210 S. Sunset Strip. 6" Water main leak. Repaired with 6" x 12 ½" full circle clamp.

3-30-21

1. 412 Karnes St. 6" Water main leak. Repaired with 6" 7 ½" x 1" Full circle tap clamp.
2. 4312 N. Sunset Strip St. 2" Meter service leak. Replaced corroded bolts on customers side of meter.

3-31-21

1. 515 E. State Hwy 72. 6" Water main leak. Repaired with 6" x 7 ½" full circle clamp.
2. 511 S 5th St. ¾" service leak. Replaced service from main to meter.
3. 703 S 8th St. 2" Water main leak. Repaired with 2" x 3" Full circle clamp.

Monthly Report at WWTP

March 2021

No violations for the month of March 2021 DMR. (Discharge Monitoring Report)

Weekly inspection of Generator at Freeny St. completed.

Wasting of sludge to sludge dewatering boxes as needed.

Everyday inspection of RAS/WAS Pumps on Clarifiers #2, #3, #4 and Main Lift Station Submersible pumps.

Daily monitoring and cleaning of influent bar screens.

Regular maintenance on blowers and aeration basin. Greasing and changing oil as needed.

Weekly burping of diffusers in aeration basin.

Regular maintenance and monitoring of all lift stations.

Performed bi-weekly draining of moisture on gear box in clarifier #4, changing oil as needed.

Weekly testing of pulled samples done by Pollution Control Services.

Monthly Effluent Report for February was completed and mailed to TCEQ on March 16, 2021.

February's DMR was completed and submitted to TCEQ on March 11, 2021.

The monthly average flow for the wastewater plant was 1.149 with a total flow of 35.624.

Did our quarterly Bio-toxicity samples and sent to TCEQ for analysis waiting for results and report.

Shannon Monk has completed installing new Aeration mixers in both oxidation ditches and they are now operational.

We continue to maintain and clean facility on a daily basis to keep the appearance of the plant good.

Mowing and weed eating the plant as needed.

Had 4 spills this month the 1st one on 3/5/21 at 209 S. 3rd st. of approximately 30 gal, the 2nd on 3/5/21 at 1401 Escondido 40 gal the 3rd one on 3/6/21 at 459 Sunset Strip 850 gal and the last one on 3/8/21 at 1401 Escondido of 750 gal.

Continuing to Jet out sewer lines and manholes so that the Collection System can flow properly without any complications. It has taken a collective effort to do so and we will continue to keep making strides

The MLSS (Mix Liquor Suspended Solids) at the Wastewater Plant are continuing to increase the limits should be between 3,000-6,000 mg/L. I am looking into renting a mobile Belt Press unit. I am getting prices and will have more information in days to come.




MONTH/YEAR: March 2021

CITY OF KENEDY W.W.T.P. DAILY SAMPLES

DAY	DAILY FLOW (MGD)	EFFLUENT						AERATION BASIN						RAIN IN INCHES	INITIALS	INFLUENT	
		D.O.	pH	TEMP. °	CL2/FRE	CL2/EFF	CL2/MAN	AMM.	D.O.	pH	TEMP. °	SVI-5	SVI-30			pH	D.O.
1	1.134	7.50	6.71	20.1C	2.90	0.02	0.5	0.06	1.01	6.68	20.5C	960	800	0.1	CC		
2	1.136	7.60	6.84	21.0C	3.80	0.03	0.8	0.05	3.32	6.75	21.3C	940	740	0.0	RTR		
3	1.153				5.60	0.08	0.6							0.0	RTR		
4	1.138				4.20	0.06	0.9							0.0	RTR		
5	1.048				4.30	0.09	1.8	0.07						0.0	CC		
6	1.045				3.90	0.07	1.0	0.07						0.0	CC		
7	1.159				4.10	0.06	1.8	0.07						0.0	CC		
8	1.181	7.15	6.69	21.1C	4.20	0.05	1.8	0.07	1.12	6.71	21.4C	960	780	0.0	CC	7.32	0.36
9	1.134	6.96	6.71	21.9C	4.40	0.03	1.0	0.88	0.94	6.73	21.9C	970	790	0.0	CC	7.30	0.34
10	1.161				3.90	0.04	1.0	0.09						0.0	CC		
11	1.171				4.20	0.06	0.9	0.09						0.0	CC		
12	1.130				3.00	0.05	0.8	0.06						0.0	RTR		
13	1.137				2.60	0.04	0.4							0.0	MG		
14	1.234				4.00	0.04	0.4							0.1	MG		
15	1.185	7.55	6.66	22.5C	2.40	0.04	0.6	0.10	3.78	6.67	22.0C	950	750	0.0	RTR		
16	1.071	7.25	6.68	22.1C	2.70	0.05	0.6	0.10	3.51	6.72	21.9C	940	740	0.0	CC	7.38	0.40
17	1.112				2.00	0.08	0.2							0.0	RTR		
18	1.127				2.50	0.09	0.3							0.0	RTR		
19	1.100				2.40	0.05	0.2	0.06						0.0	RTR		
20	1.164				2.10	0.01	0.4							0.0	RTR		
21	1.287				2.30	0.02	0.2	0.06						0.0	RTR		
22	1.167	7.14	6.69	23.1C	1.13	0.03	0.6	0.06	1.65	6.69	23.1C	950	790	0.0	CC	7.41	0.33
23	1.161				1.20	0.03	1.5							0.0	RTR		
24	1.163	6.60	6.66	23.9C	1.06	0.04	0.8	0.09	0.58	6.69	23.8C	960	790	0.0	CC		
25	1.120				2.00	0.03	0.4							0.0	RTR		
26	1.164				1.70	0.08	0.1	0.06						0.0	RTR		
27	1.050				2.10	0.05	0.8	0.88						0.0	CC		
28	1.287				2.00	0.03	0.8	0.08						0.0	CC		
29	1.131	6.85	6.66	23.0C	1.30	0.02	0.8	0.08	1.75	6.70	23.1C	960	800	0.0	CC	7.32	0.31
30	1.164	7.00	6.64	24.4C	1.60	0.07	0.4	0.11	1.14	6.63	25.0C	960	810	0.0	CC		
31	1.210				1.25	0.04	0.5							0.0	CC		
TOTAL	35.624													0.2			
AVERAGE	1.149	7.16	6.69	#DIV/0!	2.80	0.05	0.7	0.15	1.88	6.70	#DIV/0!	955	779	0.0		7.35	0.35
MINIMUM	1.045	6.60	6.64	0	1.06	0.01	0.1	0.05	0.58	6.63	0.0	940	740	0.0		7.30	0.31
MAXIMUM	1.287	7.60	6.84	0	5.60	0.09	1.8	0.88	3.78	6.75	0.0	970	810	0.1		7.41	0.40

Table 6.1: Process Modification

Process Modification	SRT (days ^a)	F:M, lbs BOD ₅ applied/lbs MLVSS/day	Volumetric loading lbs BOD ₅ /1000 cu ft/day ^b	MLSS, mg/L	Aeration time (hours)	R:Q ^c
Conventional	5-15	0.2-0.4	20-40	1500-3000	4-8	0.25-0.75
Complete Mix	5-15	0.2-0.6	50-120	2500-4000	3-5	0.25-1.0
Step Feed	5-15	0.2-0.4	40-60	2000-3500	3-5	0.25-0.75
Contact Stabilization	5-15	0.2-0.6	60-75	1000-3000 ^d	0.5-1.0 ^d	0.5-1.50
				4000-10000 ^e	3-6 ^e	
Extended Aeration	20-40	0.05-0.15	5-15	3000-6000	18-36	0.5-1.50
High Rate Aeration	5-10	0.4-1.5	100-1,000	4000-10000	2-4	1.0-5.0
High Purity Oxygen	3-10	0.25-1.0	100-200	2000-5000	1-3	0.25-0.5
Oxidation Ditch	10-40	0.05-0.30	5-30	3000-6000	8-36	0.75-1.50
Single-stage nitrification	8-20	0.10-0.25 (0.02-0.15) ^f	5-20	2000-3500	6-15	0.50-1.50
Separate-state nitrification	15-40	0.05-0.20 (0.04-0.15) ^f	3-9	2000-3500	3-6	0.50-2.00
a. SRT based on aeration basin volume only b. Lbs BOD ₅ /1000 cu ft/day x 0.01602 = kg/m ³ /day c. R:Q = return flow to plant flow ratio d. Contact basin e. Stabilization basin f. TKN:MLVSS						



Street Department

Report for March 2021

STREETS and MOWING

Street crews worked on Hand Patching/Grading for a total of 15 days, and using **93.5** cubic yards of Type D Asphalt.

Street crews worked on patching Pot Holes for a total of 7 days, and used **30.6** cubic yards of Type D Asphalt. Total Type D Asphalt used for the month: **124.1 CY**

Crews worked on drainage for 2 days, and used **13.6** cubic yards of Base.

Crews also Swept a total of **12** days.

Crews Mowed and Weed Trimmed **14** Roadway during the month.

SIGNS, ETC.

Crew Install **2** Signs, Removed **3** Signs, and Repaired **2** Signs. Crews used a total of **6** bags of ready-mix cement on the sign being installed and repaired.

CONSTRUCTION

Crews worked on the Johnny "Bear" Arenas Field and at the City Park for **15** days setting up forms in order to pour concrete for sidewalks and both dugouts. Crew poured **12** cubic yards of concrete from a mixing truck for the dugouts and sidewalk at the JBA Field. Crews hand mixed **39** bags of ready mix and adding **4** bags of Portland cement to complete the sidewalks near the Kid Park and Pavilion. Crews placed fence post, fence, backstop netting, and panels for the front side of the dugouts. Crews also added top soil around the sides of the backstop, dugouts, and sidewalk. A total of **20.2** cubic yards of top Soil was used. Crews hauled off **17** dump truck loads of spoils left behind by the contractors working on the complex.

Misc.

Crews worked on picked up **36** Trailer Loads of brush, and hauled it to the Collection Station.

The crews also spent 3 days chipping brush with a rental chipper.

Crews Replaced **12** Trash Carts, Delivered **1** Additional Cart and **1** New Cart, and went to verify Trash Carts on **3** occasions.

Crews picked up trash from the receptacles in downtown and City Hall **9** days.



Park Department

Sports Complex

Park crew worked on dragging/sweeping the fields **10** days, cleaning up and removing trash from the receptacles **12** days, and weed trimming around the fields **3** days.

Kid Park and Pavilion

Park crew mowed and weed trimmed in the Kid Park **4** days, and picked up trash **15** days, trimmed up and hauled off the trees **2** days. Crew cleaned up the Pavilion **6** days, cleaned out the BBQ Pits **1** day, and raked leaves **4** days.

Walking Trail, Bridge, Basketball Court, & Gazebo

Crews mowed and weed trimmed around the Walking Trail, Basketball courts, Bridge, Gazebo **7** days. Crews picked up trash from around the Walking Trail, Basketball courts, Bridge, Gazebo **15** days. Crew trimmed up trees in these areas for **4** days. Crew hauled water to the trees along the walking trail **6** days.

Nottingham Lots and Soccer Fields

Park crew mowed and weed trimmed the lots and soccer field **3** days, and picked up trash in this area **5** days.



Kenedy Police Department

119 S. Third Street
Kenedy, Texas 78119
(830) 583-2225 / (830) 583-2984



From the Office of the Police Chief

April 8, 2021

To: City Council

Ref: March 2021 report

Emergency management.
No updates for March

Animal Control.
Our ACO who was out has returned so we are back to full strength. See attached numbers from AC.

Police Department

We received our Conoco grant this month. We purchased our new drone and accessories. We have one pilot trained and we will begin deployment early next month. We also purchased a rowing machine for the PD. We are planning a fitness program later this year. This will be a topic at Chief's upcoming training.

We had 80 hours of training for officers last month.

Chief and Sgt Elizondo attended the Chiefs conference in Ft Worth where we were recognized for completing the Best Practices program.

One camera was added to Escondido park up front to cover the 5th Street entrance area. The call boxes should be installed later this week. SARA is pouring the concrete foundations.

Our arrests are above average with our drug arrests increasing. We had one arrest that resulted in seizure of over 200 Xanax Pills.

The Mission of the Kenedy Police Department is to protect life and property, to prevent crime and preserve the peace in our community in a manner consistent with the freedoms secured by the Constitution, always treating people with dignity, fairness and respect.



Animal Control – March 2021 totals

Service Calls: 42

Dog Pickup: 14

Cat Pickup: 25

Dead Animal Pickup: 14

Cat Euthanized: 20

Dog Euthanized: 9

Owner Reclaim: 4

Adoption: 3

Rescue Group: 8

Bat: 1

Snake: 2

Opossum: 1

Raccoon: 0

Fox: 0

Armadillo: 0

Warning Issued: 3

Citation Issued: 2

KENEDY POLICE DEPARTMENT
2021 MONTHLY STATISTICS

2020

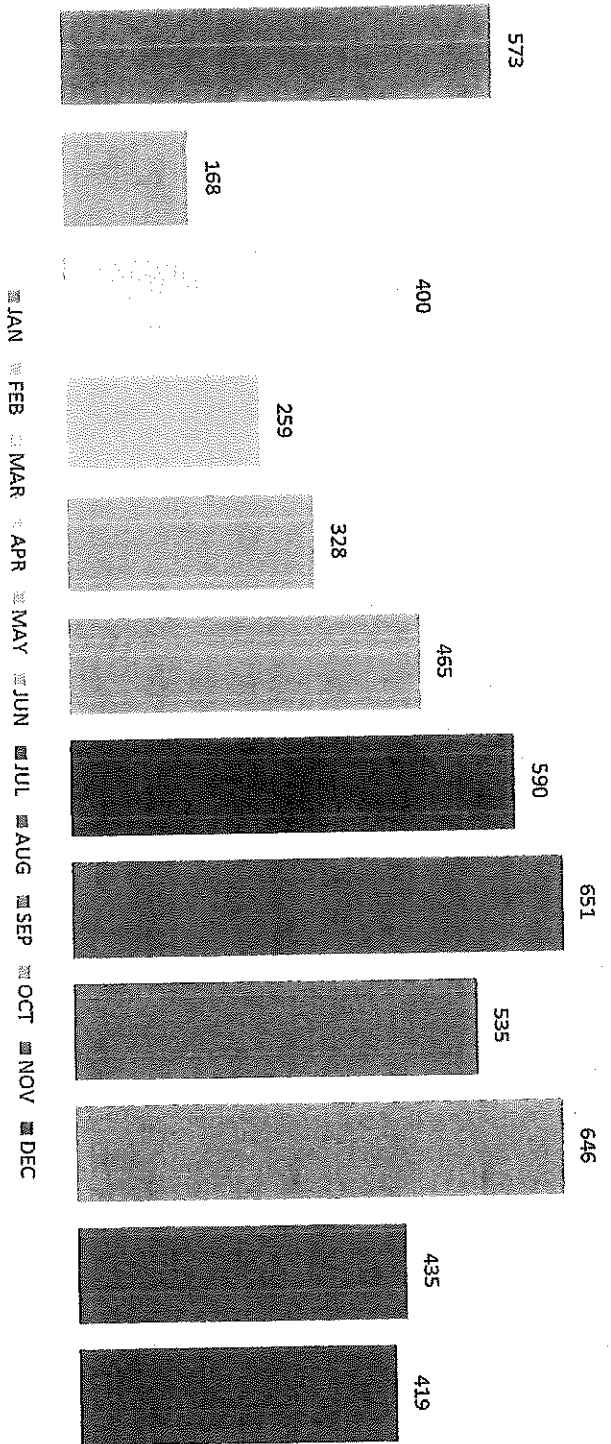
MARCH 2021	JAN 2021	FEB 2021	MAR 2021	MAR 2020	APR	MAY	JUNE	JULY	AUG	SEPT	OCT	NOV	DEC	TOTAL	AVERAGE
CALL FOR SERVICE	573	482	400 Est.	444	259	328	465	590	651	535	646	435	419	5,783	482
OFFICER'S ASSISTANCE	92	89	85	48	46	20	50	65	80	72	94	85	183	961	80
MOTOR VEHICLE ACCIDENTS	06	06	10	13	07	09	08	06	12	09	08	11	5	97	8
ARRESTS	6	07	27	08	10	12	09	09	26	27	11	22	8	174	15
MUNICIPAL ARRESTS	2	0	2	01	01	03	02	02	04	01	00	6	02	25	2
DWI ARREST	1	01	0	00	00	01	02	02	01	05	00	0	02	15	1
JUVENILE INCIDENT	6	07	03	02	00	04	02	01	02	01	04	3	04	37	3
BURGLARY / THEFT	9	08	11	14	12	21	14	13	05	01	12	8	12	126	11
CITATIONS	433	281	401	254	67	148	456	326	638	466	470	401	416	4,503	375
WARNINGS	118	198	281	171	45	112	319	219	450	336	330	273	210	2,891	241
TRAFFIC STOPS	257	197	281	187	35	94	276	347	411	282	335	260	216	2,992	249
M/H/MR	5	4	2	00	00	00	00	02	01	06	01	02	08	31	3
TRUCK VIOLATIONS	68	20	04	23	15	08	66	79	71	44	38	21	29	463	39
CASES CLEARED	39	34	54	26	32	23	28	41	42	55	57	29	37	482	40
BUILDING CHECKS	89	71	76	23	77	90	76	38	70	30	31	76	59	833	69
ASSAULTS/SEXUAL	5	7	07	5	6	1	6	6	3	3	7	9	3	65	5

Ashe, Rick, Chief of Police

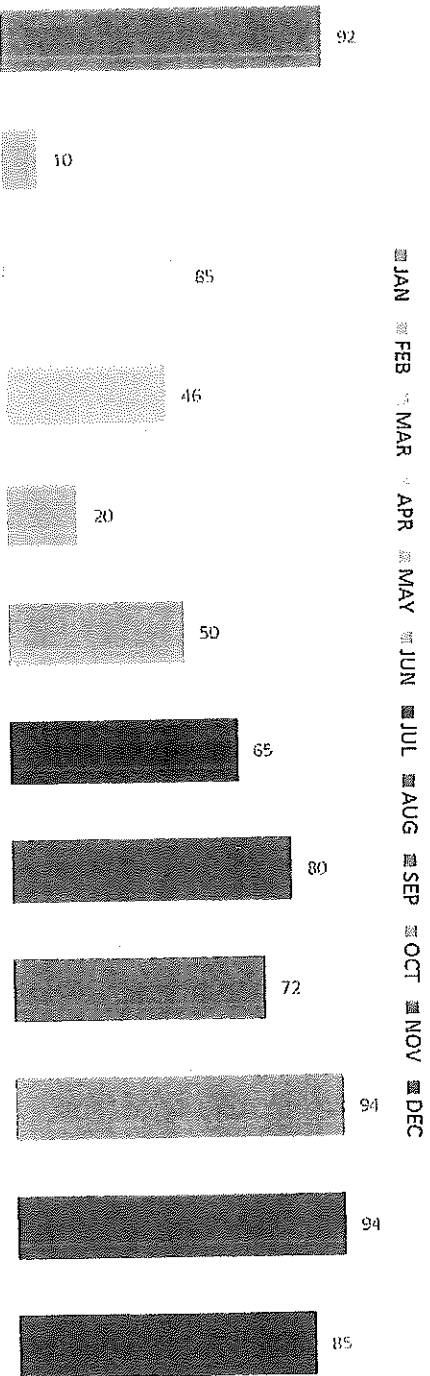
Date

RL 4/28

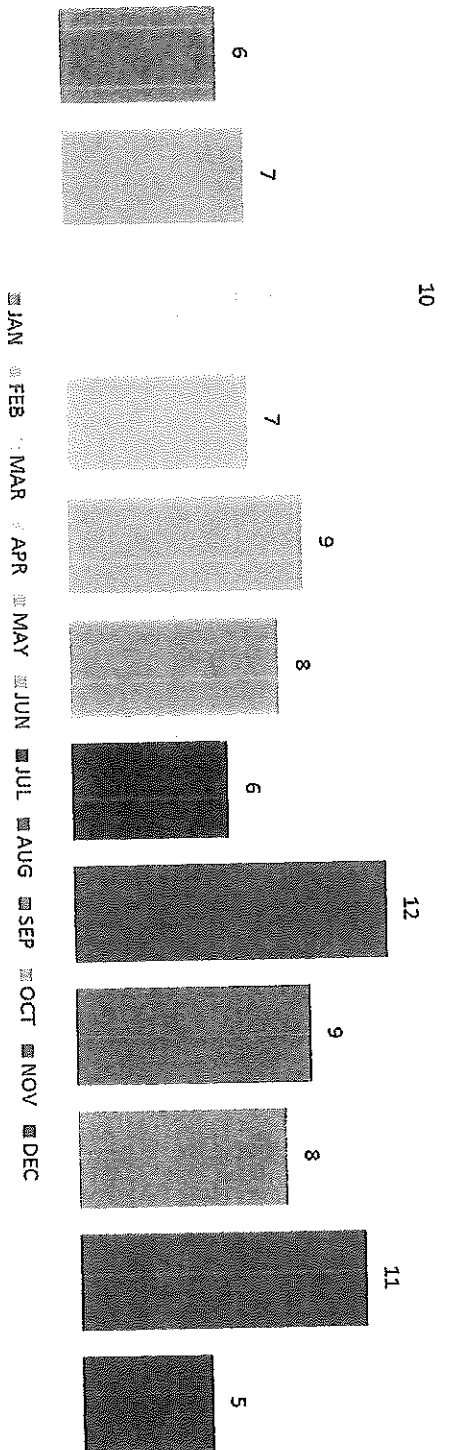
CALLS FOR SERVICE



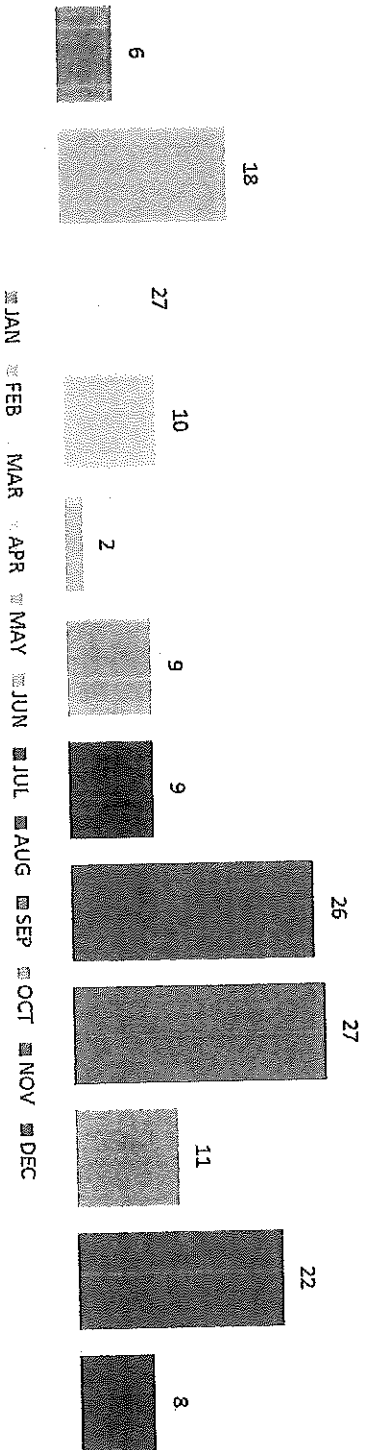
OFFICER'S ASSISTANCE



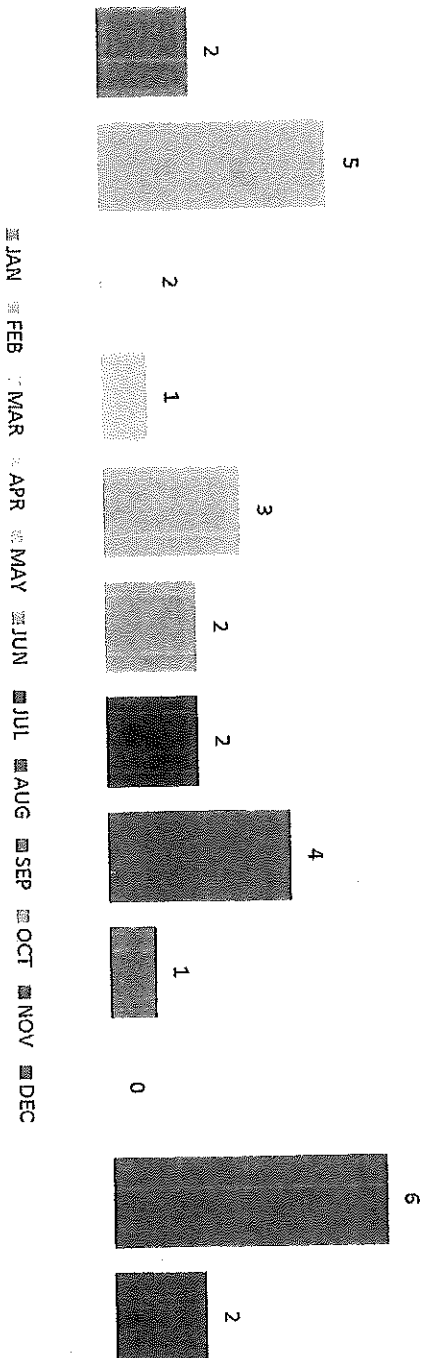
MOTOR VEHICLE ACCIDENTS



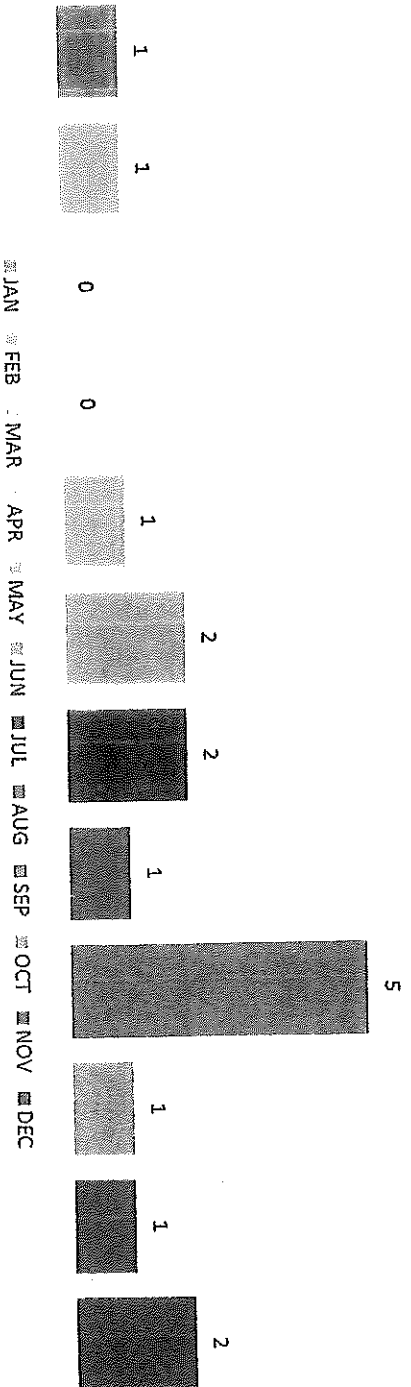
ARRESTS




MUNICIPAL ARRESTS



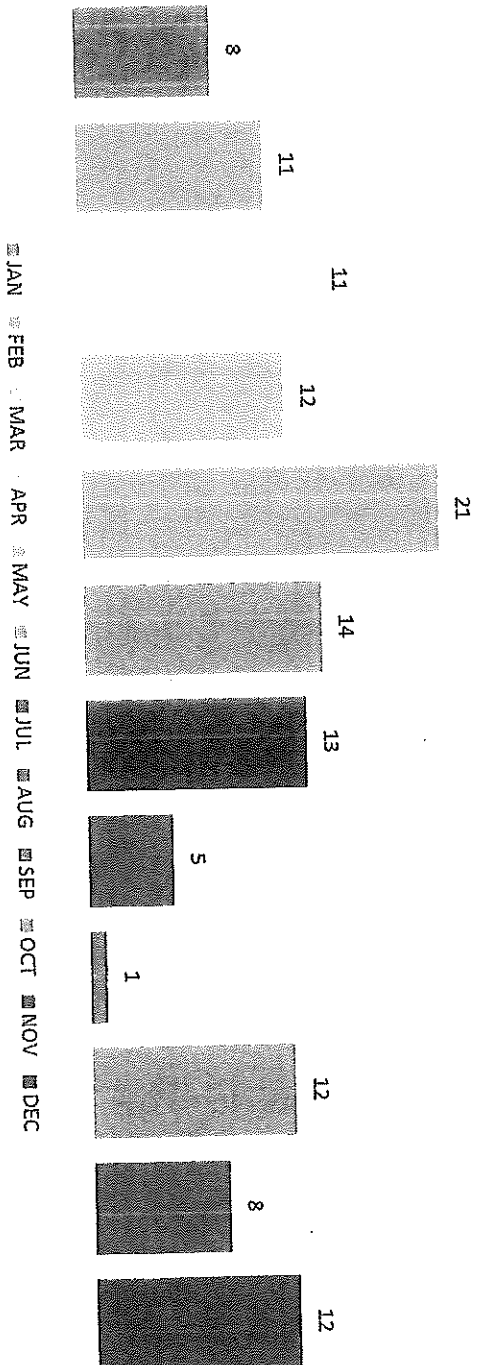
DWI ARREST



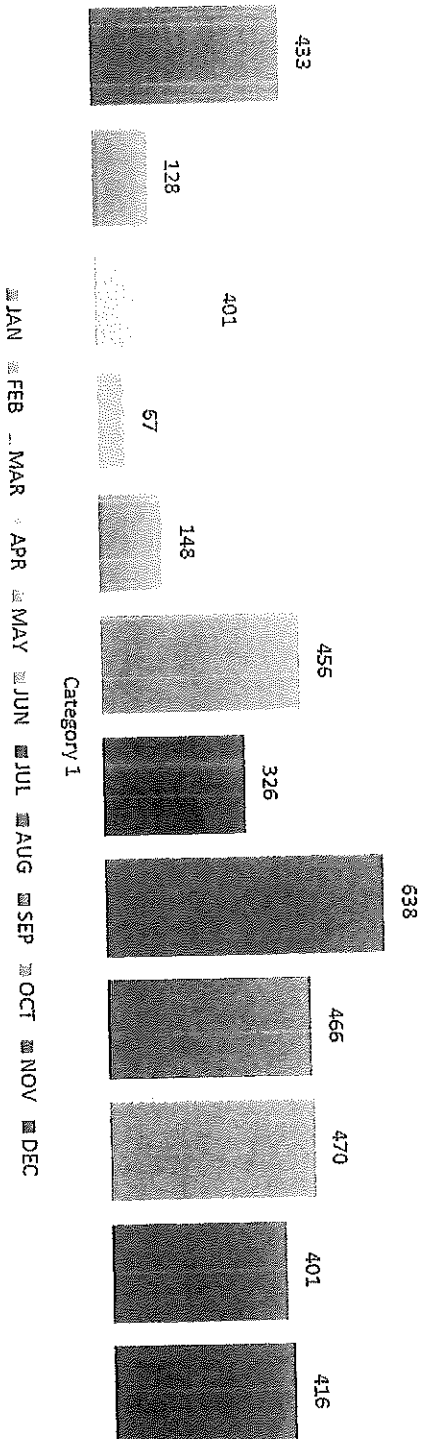
JUVENILE INCIDENT



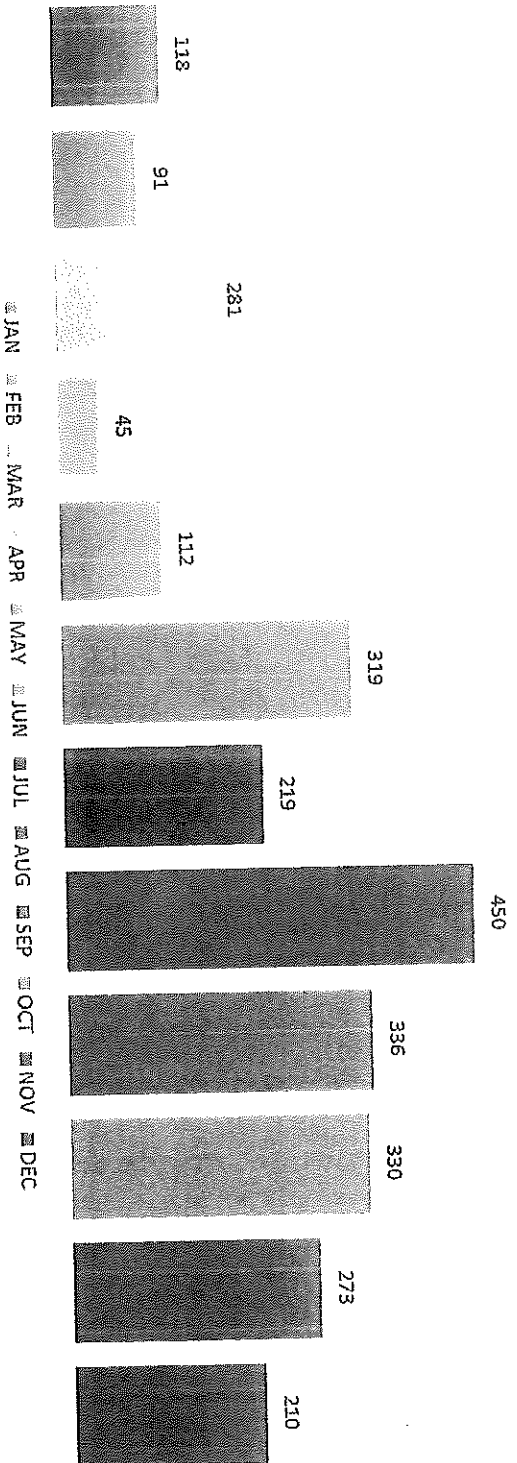
BURGLARY/THEFT



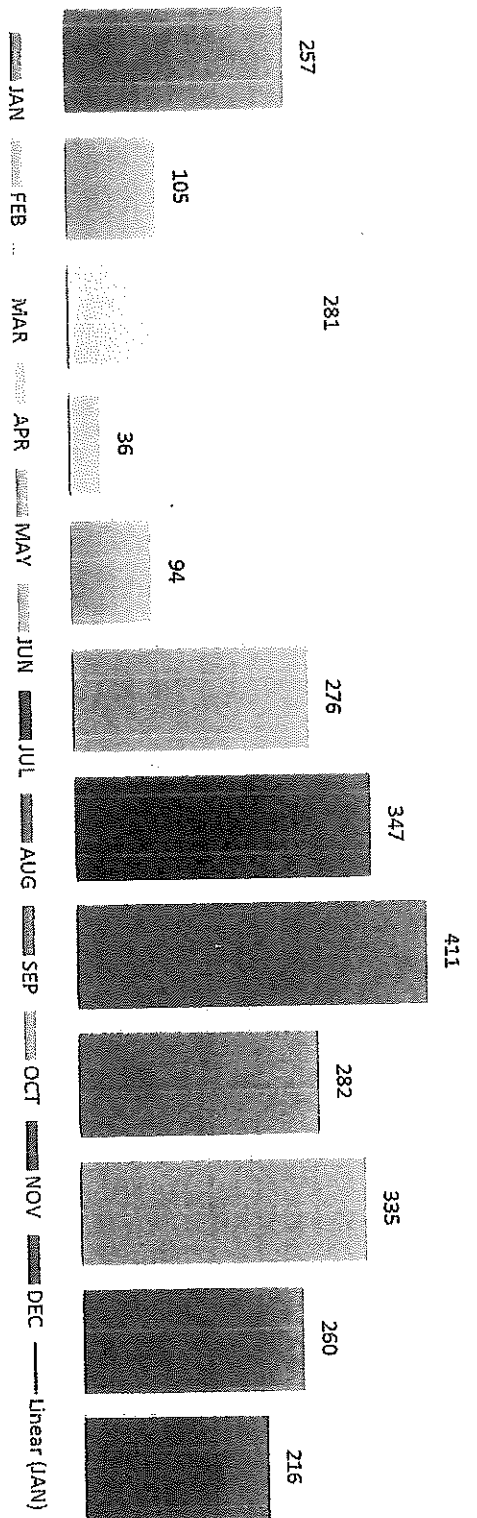
CITATIONS



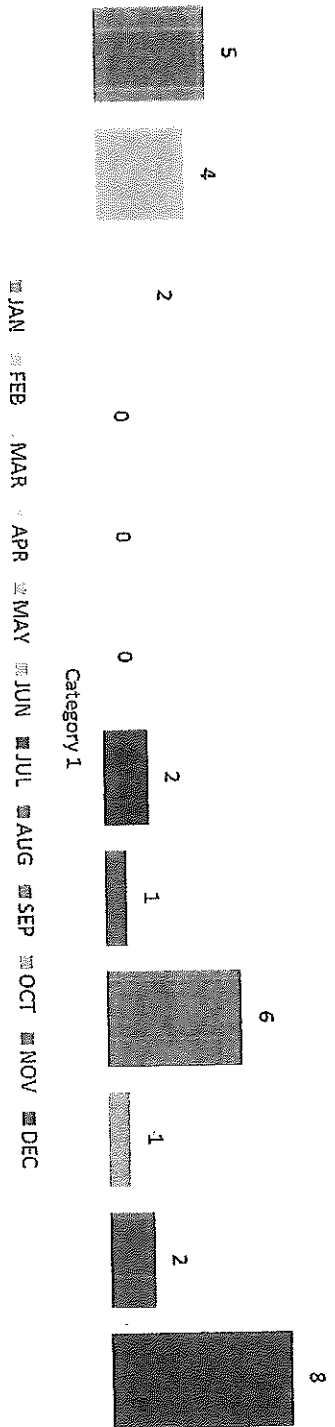
WARNINGS




TRAFFIC STOPS



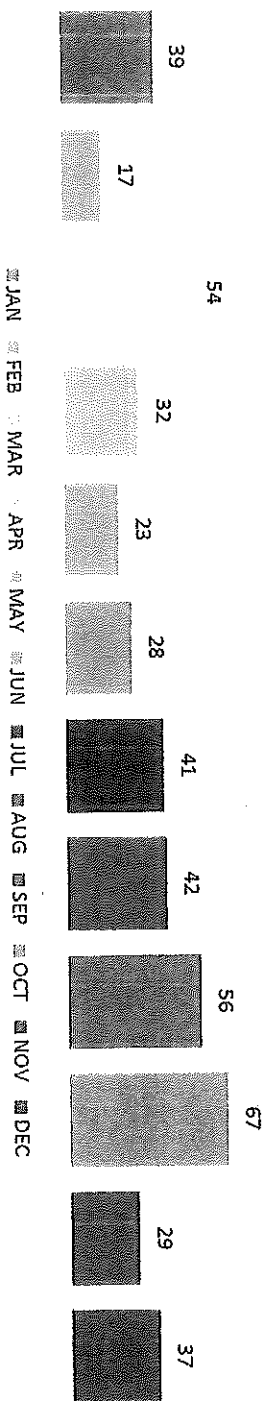
MHMR




TRUCK VIOLATIONS



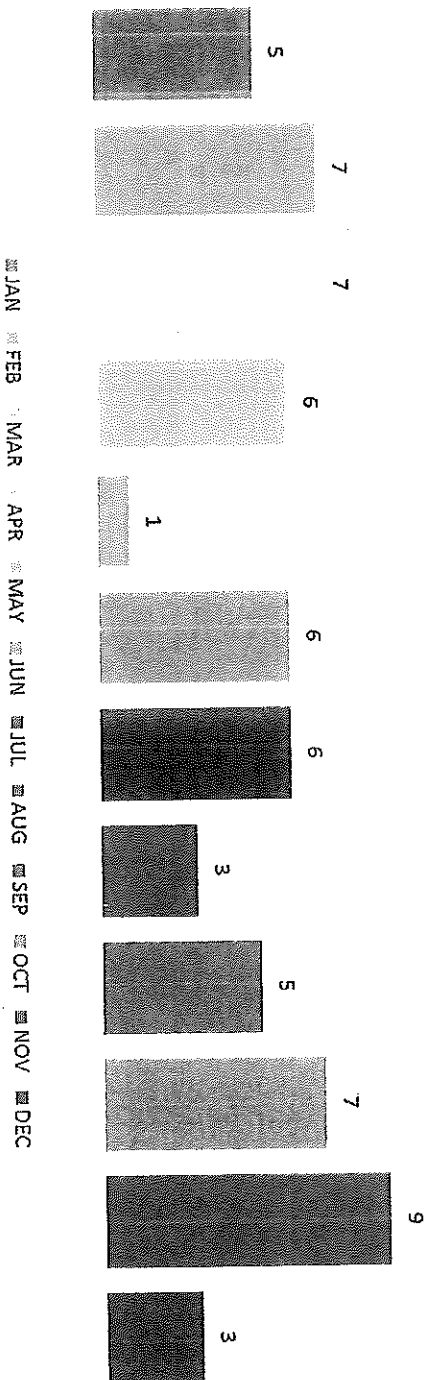
CASES CLEARED



BUILDING CHECKS

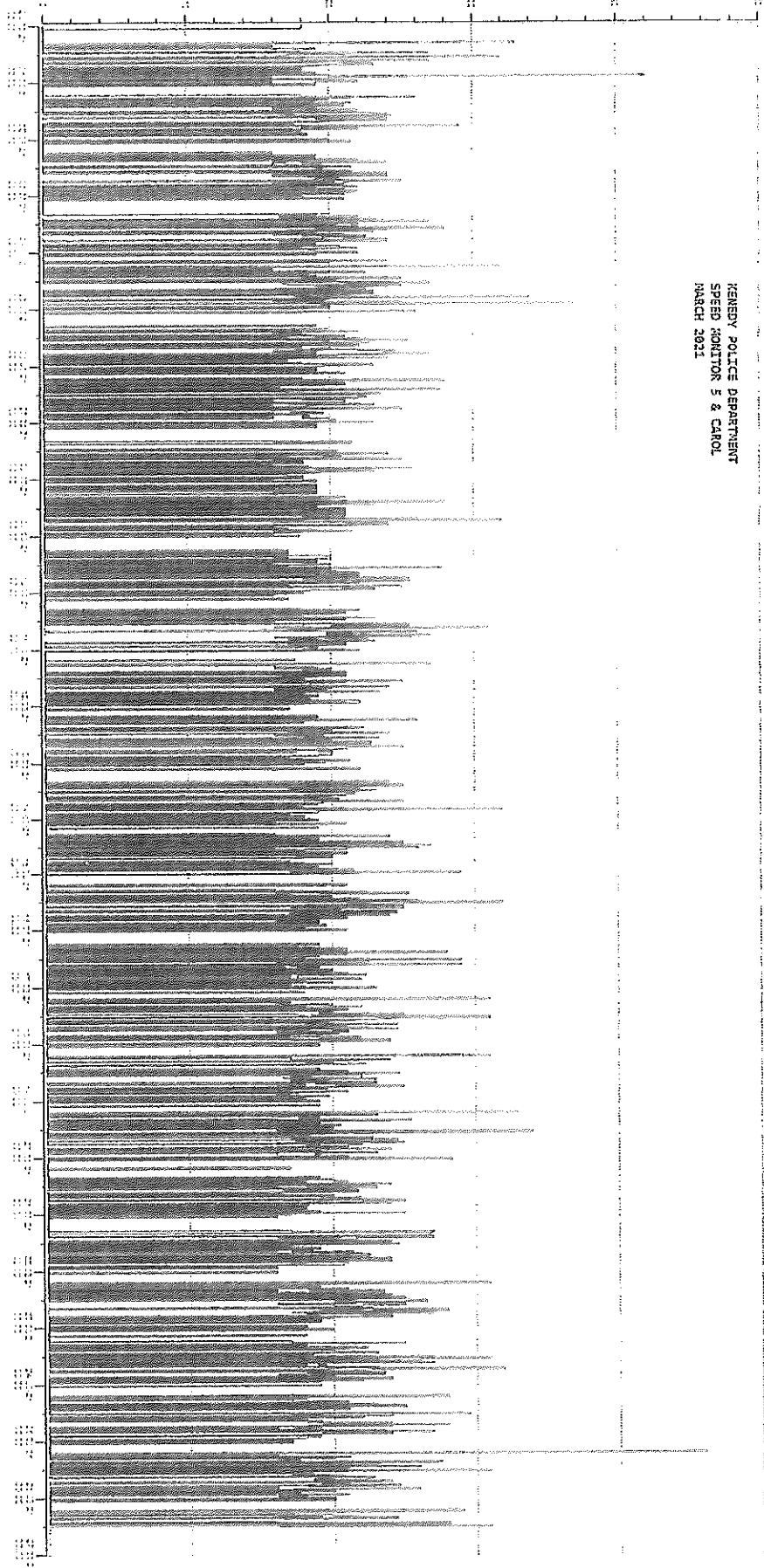


ASSAULTS/ SEXUAL/RAPE



KENEDY POLICE DEPARTMENT
SPEED MONITOR 5 & CAROL
MARCH 2021

Freezing section (Use of Hwy) - Quota broken (20.25 mph)



KENEDY POLICE DEPARTMENT
SPEED MONITOR SCROLL AND 31H
MARCH 2021

— Incoming direction (22.71 mph) — Outgoing direction (22.31 mph)

