



**REGULAR CITY COUNCIL MEETING AGENDA**  
**JUNE 08, 2021 – 6:00 P.M.**  
**CITY AUDITORIUM IN THE RUHMAN C. FRANKLIN MUNICIPAL BUILDING**  
**303 W. MAIN ST., KENEDY, TX. 78119**

Notice is hereby given of a Regular Meeting of the City Council on the 8<sup>th</sup> day of June, 2021 at 6:00 p.m. at which time business will be conducted in accordance with Local Government Code 551 as follows:

---

**Opening Agenda**

1. Call Regular City Council meeting to order.
2. Call Roll and establish a quorum is present.
3. Prayer.
4. Pledge of Allegiance.
5. Citizen comment.
6. Departmental Reports.
  - Public Works Director Report
  - Police Chief Report
  - Code Compliance
  - Streets & Parks Director Report
  - City Secretary: Fire Department/Court Reports
7. City Manager Report.
  - Current Projects, Future Projects, Current Operations, and/or Future Operations
  - Presentation of Financials.

**Consent Agenda**

*This section shall provide for items that require action by the Council, but where little or no discussion is anticipated. By a single motion, second and affirmation majority vote. Items under this section are approved without further discussion or action.*

8. Consideration and approval of Regular City Council Meeting Minutes of May 11, 2021.
9. Consideration and approval on Financials.

**Ordinance / Resolution / Other Action Items:**

*This section shall provide for all other official discussion and action items provided for consideration by the Council.*

10. Consideration and possible action in regard to directing the City Manager to seek Request for Qualifications for Grant Administration Services relating to the Texas Department of Agriculture (TDA) for the Texas Community Development Block Grant (TxCDBG) sewer improvements grant recently awarded to the City of Kenedy. **(Presenter: City Manager Linn)**
11. Consideration and possible action in regard to Ordinance No. 21-08, an ordinance of the City of Kenedy, Texas, amending the Code of Ordinances, Chapter 2 Administration; Article II City Council; Division 2 Rules of Meetings and Order of Business; Subdivision III Order of Business; Section 2-62 General Order; and Section 2-63 Placement of an item on an agenda, subsection (C); providing a repealing clause; providing for severability; and providing an effective date. **(Presenter(s): City Manager Linn and Councilman Douglas)**
12. Consideration and possible action in regard to establishing a date and time to conduct a workshop for the purpose of modifying the operations and maintenance agreement between the City of Kenedy and the San Antonio River Authority relating to the Escondido Creek Parkway Park. **(Presenter(s): Mayor Baker and Councilman Douglas)**
13. Consideration and possible action in regard to establishing a date and time to conduct training for the purpose of City Council meeting procedures. **(Presenter: City Manager Linn)**

**Executive Session**

**14. Closed Session**

City Council will meet in Closed Session pursuant to the provisions of Chapter 551 of the Texas Government Code, in accordance with the authority contained in:

- A. Section 551.071 Consultation with Attorney.
- B. Section 551.072 Deliberation Regarding Real Property.

**15. Open Session**

City Council will reconvene in Open Session at which time action on the matter(s) discussed in Closed Session may be considered.

- A. Section 551.071 Consultation with Attorney.
- B. Section 551.072 Deliberation Regarding Real Property.

**16. Items to consider for placement on future agendas. (Governing Body, City Manager, City Attorney)**

**17. Announcements of Community interest and/or upcoming events. (Governing Body, City Manager, City Secretary)**

**18. Adjourn.**


**Special Accommodations**


This facility is wheelchair accessible and accessible parking spaces are available. Requests for accommodations or interpretive services must be made 48 hours prior to this meeting. Please contact the City Secretary's office at (830) 583-2230 or FAX (830) 583-2063 or email [citysecretary@cityofkenedy.org](mailto:citysecretary@cityofkenedy.org) for further information. Braille is not available.

The City Council of the City of Kenedy reserves the right to convene in Executive Session in accordance with the Texas Open Meetings Act, Texas Government Code: Section 551.071 (Consultations with Attorney), Section 551.072 (Deliberations about Real Property), Section 551.074 (Personnel Matters), Section 551.076 (Deliberations about Security Devices), or Section 551.087 (Deliberations Regarding Economic Development Negotiations) on any of the above items.

**Certification**

I, Ruby Beaven, certify that the above notice of this Regular Meeting of the City Council was posted at the front doors to the City Hall, 303 W. Main St., Kenedy, Texas on the 4<sup>th</sup> day of June, 2021 at 8:45 a.m.

  
\_\_\_\_\_  
Ruby Beaven, City Secretary



**June 8, 2021**

**City Council Meeting**

**Item # 6**

**Departmental Reports**



## Summary of Activities for May 2021

Summary of task below are in conjunction with routine task performed by field staff in providing water & wastewater treatment.

### Management Activities:

1. Work on sample site locations,
2. 5-18-21: received new mini excavator today John Deere 35G
3. Go look at new wells (17 & 18)
4. Work orders and purchase orders / as needed
5. Weekly schedule for 7day, 8-hour work week to cover WWTP and the RO
6. Walk through with Monk Construction for WWTP phase II completion
7. Meet with Ashland Engineer at WWTP concerning a new contract with them.
8. Received letter from Mr. Mercer concerning the service pump capacity to add to my letter to TCEQ

### TCEQ:

9. Work on Agreed order – 2.g.ii, 2.g.iii -h (service pump and well capacity)
10. 5-7-21: Complete and mail certified COD for 2020 CCR,
11. 5-19-21: Continue to work on SEP documentation for phase II at the WWTP (due June 28<sup>th</sup>)
12. Ongoing correspondence with TCEQ concerning past agreed orders and violations (all have been cleared except # 1 listed above) they are just needing verification, so I have sent it, and waiting on them to get back with me.

### Projects:

1. Continuing to replace water services due to E. Main construction.
2. Looking into reuse effluent water to use for chlorinating, system we have is not usable (4.6mg being used per month) potable water. Meet with Mercer controls concerning Blowers and recycling of effluent, WWTP.
3. 5-6-21: Check with crew pressuring and flushing Graham rd. new line.
  - Continuing to work with Mr. Mercer concerning generators for wells, RO plant.
4. Kenedy Apartments: Water line extension: Ongoing, engineering complete, will be turned over to TCEQ and going out for bid soon.
5. Pressure test water lines for Building C (pass)
6. Replaced 2" water line on Daily St. (from 118 to 108) 250' and installed flush valve
7. Replaced aluminum door on meter vault (Otto Kaiser) hospital

### Notes:

- 5-7-21: Locate meter at Snap Auto Parts / also replaced with complete meter reading system
- 5-27-21: 2 new tires for PW # 9 / 1 new mower tire (rear)
- Continue to keep up with the new wells

### Training Activities

#### INFORMATIONAL MORNING MEETINGS ABOUT WHAT WE DO AND WHY WE DO IT

- Go over SOP for responding to sewer calls
- 5-4-21: Christopher Ramirez / Basic Wastewater class (American Water College)
- 5-20-21: Andrew Gilley / Basic Water – 20 hours class (Distance Learning) TWUA
- 5-24-21: Cody Bryan / Water Distribution Class American Water College
- 5-27-21: Safety meeting and training VIDEO (Trench Safety) Water and Wastewater dept.
- Jerry Higgins has obtained his Noncommercial (Political) Pesticide Applicator License (Vector)

See attached sheets for additional departmental information on monthly activities

1. Summary of Activities

2. Field Operations Report (work order report)
3. Water Loss Report
4. Water MOR
5. Water Stage Restrictions (RECOMMEND TO STAY AT STAGE II)
6. Wastewater Reports
7. SSO's
8. Water to distribution versus Wastewater effluent

**The reports listed above are included in your packet and compiled by the department Supervisor's**

**Water:**

5-5-21: Issue water outage letters for Graham rd. water line construction  
5-6-21: Issue Boil Water Notice for Graham rd. water line replacement.  
5-7-21: Send BWN COD to TCEQ / Graham rd. water line construction.  
5-8-21: Saturday: BWNR for Graham rd. water line construction.  
5-12-21: BWNR COD to TCEQ for Graham rd. water line construction  
5-20-21: Cleaned trans (RO) plant  
5-19-21: Read meters for monthly billing  
5-21-21: Rereads per City Hall (156)  
5-25-21: Disconnect for non-payment: (86)  
5

**Wastewater:**

1. No violations for the month of May 2021
2. 5-25-21: Repair collapsed sewer main, Valero 181 & 72

**SUMMARY:**

WATER PRODUCED: 43.969 MG  
WATER LOSS: 1,951.732 MG / 4.44 %  
WWTP FLOW: 41.002 MG / Rain, 9.0"  
Service orders completed, all departments: 981

**WATER Conservation plan:** STAGE restrictions: Recommend stay at stage II  
**BOIL WATER NOTICES:** 1

**SSO'S:** 2

Jerry Higgins  
Public Works Director

FIELD OPERATIONS REPORT FY 2020 - 2021

	OCT. 2020	NOV. 2020	DEC. 2020	JAN. 2021	FEB. 2021	MAR. 2021	APR. 2021	MAY 2021	JUN. 2021	JUL. 2021	AUG. 2021	SEP. 2021	ANNUAL TOTALS
<b>WATER REPORT</b>													
Accumulated Water Wds	447	503	404	1473	488	651	483	615	0	0	0	0	8024
READ METER	187	372	285	375	316	438	331	225					2,529
REPAIRS								145					145
PRIORITIES	33	25	13	12	0	2	4	2					53
REPLACE MTR / ACQUATE	53	64	30	985	107	139	25	50					1,633
TRANSFERS	0	0	0	0	0	0	0	0					0
METER TURN ON / OFF	149	31	18	55	10	32	49	139					483
TAPS / NEW SERVICE	2	1	0	0	0	0	1	1					5
CS / BRATS	6	3	1	1	2	3	4	6					28
MISC WORK	15	7	55	85	33	37	49	46					307
TOTAL WATER CALLS	447	603	404	1473	488	651	483	615	0	0	0	0	8,024
Accumulated Traps	2	3	3	3	3	3	4	5	5	5	5	5	6

<b>ROUTINE MAINTENANCE</b>													
Accumulated MAINT WOS	247	334	283	312	159	206	227	243	0	0	0	0	2011
CHECK WATER PLANTS	31	30	31	31	28	31	30	31					243
TAKE FIELD RESIDUAL	31	30	31	31	28	31	30	31					243
CHECK FOR LOW PRESSURE	6	1	12	3	4	13	3	4					46
FLUSH LINES	23	24	24	24	33	26	42	39					245
SAMPLES	60	60	60	60	30	45	55	61					431
BOIL WATER NOTICES	1	1	2	1	4	0	2	2					13
SEWER MAINTENANCE ORDERS	71	116	109	125	30	36	36	34					555
MISC. WORK	24	72	14	37	2	24	29	41					231
TOTAL MAINT CALLS	247	334	283	312	159	206	227	243	0	0	0	0	2,011
Accumulated Boil Water Notices	1	2	4	5	0	0	11	13	13	13	13	13	13
	0	0	0	0	0	0	0	0					0

<b>OTHER MAINTENANCE REPORTS</b>													
Accumulated OTHER MAINT WOS	257	295	210	377	186	225	208	108	0	0	0	0	1,889
LINT LOCATES	1	6	5	4	5	5	8	9					44
REPLACE METER BOX	22	12	5	40	4	11	4	6					104
REPLACE METER TID	24	13	6	50	5	12	6	12					127
Check for leaks	35	11	19	21	15	14	12	15					144
LEAKS REPAIRED / SERVICE LINES	17	6	9	10	5	3	6	5					61
Leak, Repaired / Mains	14	10	10	5	13	17	13	8					90
Sewer Main, Outlets	4	12	9	6	7	8	4	6					55
Sewer Line, Repaired	2	1	2	2	1	4	2	3					17
Call Outs	26	28	3	12	16	7	5	5					101
Vehicle / Equipment Maintenance	8	16	1	2	12	5	2	3					49
MISC WORK	103	143	142	165	112	139	146	116					1,086
TOTAL OTHER MAINT. WOS	257	295	210	377	186	225	208	108	0	0	0	0	1,889
LEAKS FYTD FYTD	31	47	35	24	33	30	30	32	13	0	0	0	205
TOTAL MAINT WORK ORDERS	861	1,023	827	2,102	623	1,082	639	1,047	0	0	0	0	8,094

**WATER LOSS REPORT**

(BASED ON BILLING CYCLE - April - May 2021)

WATER PRODUCED FROM WELLS:

WATER ACCOUNTED FOR AT METERS THROUGH BILLING:

WATER UNACCOUNTED FOR THROUGH READINGS AND BILLINGS:

UN-METERED WATER (AUTHORIZED)

FIRE DEPARTMENT USE:

SEWER DEPARTMENT USE:

UNBILLED CONSUMPTION:

TOTAL UN-METERED WATER (AUTHORIZED):

METERED (COMMERCIAL / OTHER)

BULK WATER:

CONTRACTOR:

FLUSHED LINES:

WATER ACCOUNTED FOR IN STORAGE AND LINES:

WATER LEAKS

NUMBER OF WATER LEAKS:

WATER LEAK WATER LOSS ESTIMATES:

TOTAL OF WATER ACCOUNTED FOR:

WATER LOSS:

WATER LOSS PERCENT:

		LEAKS		Gallons	
		1	524		
43,968,939		2	839		
37,883,800		3	2,723		
		4	128,757		
6,085,139		5	380		
		6	355		
		7	50,423		
0		8	50,543		
25,000		9	37,163		
2,300		10	570		
27,300		11	305,210		
		12	158		
		13	30,324		
0		14			
2,300		15			
32,890		16			
3,465,248		17			
		18			
13		19			
607,969		20			
42,017,207		21			
1,951,732		22			
4.44%	TOTAL		607,969		



# TEXAS COMMISSION ON ENVIRONMENTAL QUALITY

#1

## MONTHLY REPORT

WATER WORKS OPERATIONS FOR  
GROUND WATER SUPPLIES  
(1) NAME OF SYSTEM - CITY OF KENEDY  
(1a) WATER SYSTEM I.D. NO. - 1280002

COUNTY OF KARNES  
MONTH OF MAY 2021

Day of Week	Pumpage to Distribution System				(6) Disinfection LBS>/DAY	(7) Corrosion Control	(8) Taste and Odor Control	(9) Fluoride Residuals
	(2) Direct from Wells to Plant	(3) From Ground Storage to Distribution System	(4) Purchased from Others	(5) Total Pumpage to Distribution				
1.	1,923,000	1,481,867		1,481,867	29			
2.	1,924,000	1,511,711		1,511,711	32			
3.	1,925,000	1,572,778		1,572,778	31			
4.	1,788,000	1,402,872		1,402,872	28			
5.	1,970,000	1,418,478		1,418,478	24			
6.	1,852,000	1,420,511		1,420,511	31			
7.	1,774,000	1,481,878		1,481,878	27			
8.	1,801,000	1,364,072		1,364,072	24			
9.	1,821,000	1,452,194		1,452,194	29			
10.	1,824,000	1,451,317		1,451,317	33			
11.	1,921,000	1,591,906		1,591,906	31			
12.	1,975,000	1,581,578		1,581,578	34			
13.	1,854,000	1,242,961		1,242,961	27			
14.	1,776,000	1,432,167		1,432,167	27			
15.	1,713,000	1,336,900		1,336,900	28			
16.	1,750,000	1,435,944		1,435,944	26			
17.	1,720,000	1,241,572		1,241,572	29			
18.	1,744,000	1,377,878		1,377,878	25			
19.	1,870,000	1,428,289		1,428,289	26			
20.	1,710,000	1,320,511		1,320,511	31			
21.	1,794,000	1,342,611		1,342,611	26			
22.	1,603,000	1,293,883		1,293,883	21			
23.	1,606,000	1,418,450		1,418,450	29			
24.	1,871,000	1,355,867		1,355,867	29			
25.	1,836,000	1,326,733		1,326,733	30			
26.	1,686,000	1,448,494		1,448,494	22			
27.	1,706,000	1,405,778		1,405,778	26			
28.	1,941,000	1,390,317		1,390,317	29			
29.	1,872,000	1,452,094		1,452,094	28			
30.	1,875,000	1,414,356		1,414,356	28			
31.	1,914,000	1,572,972		1,572,972	29			
Total	56,339,000	43,968,939	0	43,968,939	869	0	0	0
Avg.	1,817,387	1,418,353	0	1,418,353	28.0	0	0	0
Max.	1,975,000	1,591,906		1,591,906	34			
Min.	1,603,000	1,241,572		1,241,572	21			

No. Of Active Services (10) -

1,614

Meters

Chemical Analysis (11)

01-01-2020

3,133 Connections

Dates and Results of Bacteriological Analysis (12) - MAY 11, 2021 / 7 Samples submitted - All O.K.

Reservoirs of Tanks Checked - July 27, 2020

Dead Ends Flushed (14) - 23

General Remarks (15) -

Submitted By (16)

Certificate No. and Class (17)

WG0015819

Class C - Ground Water

Report prepared by Hector Salinas & Austin Bryan on 06-01-2021.

STAGE I WATER RESTRICTIONS

STAGE WATER RESTRICTION REPORT

MONTH May-21	Total Water to Distribution		Total Ro Production per day 1704 gpm		Stage I 65%	Stage II 75 %	Stage III 85%	Stage IV 90%
1	1,481,867	2,453,760	1,594,944	1,840,320	2,085,696	2,208,384		
2	1,511,711	2,453,760	1,594,944	1,840,320	2,085,696	2,208,384		
3	1,572,778	2,453,760	1,594,944	1,840,320	2,085,696	2,208,384		
4	1,402,872	2,453,760	1,594,944	1,840,320	2,085,696	2,208,384		
5	1,418,478	2,453,760	1,594,944	1,840,320	2,085,696	2,208,384		
6	1,420,511	2,453,760	1,594,944	1,840,320	2,085,696	2,208,384		
7	1,481,878	2,453,760	1,594,944	1,840,320	2,085,696	2,208,384		
8	1,364,072	2,453,760	1,594,944	1,840,320	2,085,696	2,208,384		
9	1,452,194	2,453,760	1,594,944	1,840,320	2,085,696	2,208,384		
10	1,451,317	2,453,760	1,594,944	1,840,320	2,085,696	2,208,384		
11	1,591,906	2,453,760	1,594,944	1,840,320	2,085,696	2,208,384		
12	1,611,578	2,453,760	1,594,944	1,840,320	2,085,696	2,208,384		
13	1,242,961	2,453,760	1,594,944	1,840,320	2,085,696	2,208,384		
14	1,422,167	2,453,760	1,594,944	1,840,320	2,085,696	2,208,384		
15	1,336,900	2,453,760	1,594,944	1,840,320	2,085,696	2,208,384		
16	1,435,944	2,453,760	1,594,944	1,840,320	2,085,696	2,208,384		
17	1,241,572	2,453,760	1,594,944	1,840,320	2,085,696	2,208,384		
18	1,377,878	2,453,760	1,594,944	1,840,320	2,085,696	2,208,384		
19	1,428,289	2,453,760	1,594,944	1,840,320	2,085,696	2,208,384		
20	1,320,511	2,453,760	1,594,944	1,840,320	2,085,696	2,208,384		
21	1,342,611	2,453,760	1,594,944	1,840,320	2,085,696	2,208,384		
22	1,028,883	2,453,760	1,594,944	1,840,320	2,085,696	2,208,384		
23	1,418,450	2,453,760	1,594,944	1,840,320	2,085,696	2,208,384		
24	1,355,867	2,453,760	1,594,944	1,840,320	2,085,696	2,208,384		
25	1,326,733	2,453,760	1,594,944	1,840,320	2,085,696	2,208,384		
26	1,448,494	2,453,760	1,594,944	1,840,320	2,085,696	2,208,384		
27	1,405,778	2,453,760	1,594,944	1,840,320	2,085,696	2,208,384		
28	1,390,317	2,453,760	1,594,944	1,840,320	2,085,696	2,208,384		
29	1,452,094	2,453,760	1,594,944	1,840,320	2,085,696	2,208,384		
30	1,414,356	2,453,760	1,594,944	1,840,320	2,085,696	2,208,384		
31	1,572,972	2,453,760	1,594,944	1,840,320	2,085,696	2,208,384		
	43,723,939							
	1,410,450							



MONTH/YEAR: May 2021

## CITY OF KENEDY W.W.T.P. DAILY SAMPLES

DAY	DAILY FLOW (MGD)	EFFLUENT						AERATION BASIN						RAIN IN INCHES	INITIALS	INFLUENT	
		D.O.	PH	TEMP. °	CI2/RE	CI2/EFF	CI2/MAN	AMRL	D.O.	PH	TEMP. °	SVI-5	SVI-30			PH	D.O.
1	1.519				5.10	0.09	1.2							1.3	RTR		
2	1.366				5.00	0.08	1.0	0.10						0.6	RTR		
3	1.291	6.60	6.44	26.7	3.10	0.08	1.4	0.10	0.36	6.63	27.2	950	850	0.0	CC	7.29	0.31
4	1.187	6.59	6.47	26.6	2.70	0.06	1.4	0.10	0.38	6.62	27.1	950	840	0.0	CC		
5	1.232				1.90	0.08	0.8	0.11						0.0	CC		
6	1.180				5.60	0.10	0.7	0.09						0.0	CC		
7	1.012				4.10	0.06	0.7	0.09						0.0	CC		
8	1.183				3.50	0.07	0.7	0.10						0.0	CC		
9	1.219				3.30	0.08	0.5	0.09						0.0	CC		
10	1.112	7.11	6.69	27.4	5.50	0.10	1.1	0.08	1.52	6.74	27.3	970	850	0.0	RTR		
11	1.226	7.05	6.78	27.2	5.30	0.09	1.2	0.07	1.81	6.82	26.7	980	850	0.0	RTR	7.31	0.28
12	1.255				1.10	0.06	1.0	0.07						0.5	CC		
13	1.178				2.30	0.04	1.0	0.07						0.0	CC		
14	1.033				5.30	0.07	1.0	0.07						0.0	CC		
15	1.262				6.40	0.09	0.6							0.0	MG		
16	1.797				3.50	0.06	0.3							2.0	MG		
17	1.173	7.33	6.73	26.6	2.00	0.01	0.8	0.19	2.32	6.81	25.4	970	830	0.0	RTR		
18	1.547	7.52	6.65	26.8	2.00	0.04	1.3	0.07	3.20	6.77	25.8	980	840	0.0	RTR	7.28	0.30
19	2.163				2.20	0.08	1.0							1.7	RTR		
20	1.227				2.00	0.03	1.4	0.06						0.8	RTR		
21	1.117				4.30	0.05	1.0	0.06						0.0	RTR		
22	1.186				2.50	0.09	1.2							0.0	RTR		
23	1.927				2.50	0.03	1.0							0.2	RTR		
24	1.241	6.95	6.67	25.9	2.40	0.04	1.0	0.06	3.25	6.76	26.0	980	850	1.5	CC	7.31	0.33
25	1.211	6.44	6.48	28.4	1.32	0.02	0.7	0.08	2.01	6.67	28.4	980	860	0.0	CC		
26	1.217				2.30	0.03	0.8	0.09						0.0	CC		
27	1.297				2.50	0.05	1.0	0.09						0.0	CC		
28	1.158				2.70	0.06	1.0	0.10						0.0	CC		
29	1.219				2.90	0.07	0.8	0.10						0.2	CC		
30	1.402				2.60	0.04	0.8	0.09							CC		
31	1.865				2.50	0.05	0.4							0.2	MG		
TOTAL	41.002													9.0			
AVERAGE	1.323	6.95	6.61	27.0	3.24	0.06	0.9	0.09	1.86	6.73	26.7	970	846	0.3		7.30	0.31
MINIMUM	1.012	6.44	6.44	25.9	1.10	0.01	0.3	0.06	0.36	6.62	25.4	950	830	0.0		7.28	0.28
MAXIMUM	2.163	7.52	6.78	28.4	6.40	0.10	1.4	0.19	3.25	6.82	28.4	980	860	2.0		7.31	0.33



## Accidental Discharge or Spill Monthly Summary Form

\*See back of form for guidance for completion\*

### General Information:

Permittee: ☒

Subscriber: ☐

Regulated Entity Name: City of Kenedy WWTP

EPA ID No: TX0027774

Regulated Entity No: 102097839

TCEQ Region: Region 13 - San Antonio

Permit No: WQ0010746001

County: Karnes County

Start Date Start Time	End Date End Time	Volume (gallons)	Location	Cause	Steps taken to reduce, eliminate, and prevent recurrence	Description/Content	Standard Method for Volume Calculation
5-25-21 11:00 AM	5-25-21 6:30 PM	100	Intersection of highway 72 and 181	Collapsed 6 inch sewer line	Routine inspection and monitoring of hot spot locations	Dug up collapsed sewer line, ran a portable bypass pump sucking from the collapsed line and discharged into nearby manhole. Replaced a section of pipe to prevent recurrence, sprinkled affected area with HTH chlorine after	Visual Estimate
5-28-21 6:15 pm	5-29-21 12:00 am	50	403 Cottonwood	6" Sewer Main clogged up with baby wipes and rags	Routine jetting of Main line and informed customer not to flush wipes.	Dug up Sewer Main and replaced 10' of 6" sewer pipe, made cut to jet line and unclog main line. replaced 4" cleanout on customer side.	Visual Estimate

TCEQ-20756 (06-27-16)

Page 1

Note: A copy of this form should be sent to your TCEQ Regional Office no later than the 20<sup>th</sup> day of the following month and the original to the TCEQ Compliance Monitoring Team (MC224), Enforcement Division, P.O. Box 13087, Austin, TX 78711-3087

\*If the accidental spill or discharge occurs at a Subscriber system (collection system only), use the RN associated to the collection system. If you are uncertain of your RN, you may call the TCEQ Regional Office for assistance.



Start Date Start Time	End Date End Time	Volume (gallons)	Location	Cause	Steps taken to reduce, eliminate, and prevent recurrence	Description/Content	Standard Method for Volume Calculation
Information Reported by (Name/Title) _____ Signature: _____ Date Reported _____							

When reporting an accidental or unauthorized discharge or spill, it is important to include all information that is requested on the notification form. If you have questions about the form, do not hesitate to call your TCEQ Regional Office and ask to speak to a wastewater investigator. All information should comply with reporting requirements noted in Texas Water Code Section 26.039, 30 Texas Administrative Code (TAC) Section 305.132, and, if applicable, 30 TAC Section 327.32.

This form may be used in lieu of 24-hour notification to the Regional Office when the accidental or unauthorized discharge or spill meets the requirements in 30 TAC 305.132 and 30 TAC 327.32. You must fax or mail a completed, signed copy within 20 days of the following month to the Water Section Manager at your TCEQ Regional Office. The original, signed copy should be mailed to the address located at the bottom of the form.

### General Information

Entity name - permitted name or owner name for subscriber systems.

Permit Number - Your TCEQ WQ permit number (i.e., WQ0012345001). If you are a subscriber, use the RN to which the collection system is associated. If the RN is unknown, please call the TCEQ Regional Office for assistance.

### Noncompliance Summary

Volume - volume must be estimated by the one of the four methods outlined in 30 TAC

Location - include address or latitude and longitude coordinates

Cause - grease, blockage, infiltration or inflow, equipment failure, power outage, other?

Steps taken reduce, eliminate or prevent recurrence - List all steps taken to ensure no further reoccurrences

Description/content - a description of the events that lead to the spill including the contents of the spill and actions taken to clean

Standard Method - name the method you used to estimate the volume

May-21

WELL PRODUCTION / TREATED EFFLUENT

WELLS		SEWER PLANT		RAIN
DATE	GALLONS PUMPED	TREATED FLOW	DIFFERENCE	
1	1.482	1.519	0	1.30
2	1.512	1.366	0.146	0.60
3	1.573	1.291	0.282	0.00
4	1.403	1.187	0.216	0.00
5	1.418	1.232	0.186	0.00
6	1.421	1.180	0.241	0.00
7	1.482	1.012	0.47	0.00
8	1.364	1.183	0.181	0.00
9	1.452	1.219	0.233	0.00
10	1.451	1.112	0.339	0.00
11	1.592	1.226	0.366	0.00
12	1.582	1.255	0.327	0.50
13	1.243	1.178	0.0650000000000002	0.00
14	1.432	1.033	0.399	0.00
15	1.337	1.262	0.075	0.00
16	1.436	1.797	-0.361	2.00
17	1.242	1.173	0.069	0.00
18	1.378	1.547	-0.169	0.00
19	1.428	2.163	-0.735	1.70
20	1.321	1.227	0.0939999999999999	0.80
21	1.343	1.117	0.226	0.00
22	1.294	1.186	0.108	0.00
23	1.418	1.927	-0.509	0.20
24	1.356	1.241	0.115	1.50
25	1.327	1.211	0.116	0.00
26	1.449	1.217	0.232	0.00
27	1.406	1.297	0.109	0.00
28	1.390	1.158	0.232	0.00
29	1.452	1.219	0.233	0.20
30	1.414	1.402	0.012	0.00
31	1.573	1.865	-0.292	0.20

TOTAL

44	41	3	9.00
----	----	---	------



*Water Treatment Plant*

604 Cottonwood, Kenedy, Texas 78119

---

MONTHLY REPORT MAY 2021

05/03/2021

- Worked on Monthly Operating Reports.

05/04/2021

- Turned in Monthly Reports to Jerry.
- Met with people from Accurate at the Hospital for isolation of the flow meter at the vault.

05/05/2021

- Jerry, Austin, and I searched for meter at Snap Auto.
- Talked to Sherrel Mercer about VFD for High Service Pump #1 and gave him number of connections (3,065) and population (5,224) count so he can get us the appropriate High Service Pumps #3 and #4. Sherrel will get us a letter for TCEQ showing that we are working on pump and motor sizing to remedy the Plant Pumping Capacity issue.
- Sherrel, Jerry, and I discussed some changes that would benefit the Water System if the changes are made at the Sewer Plant.
- Checked with Cody on what valves need to be isolated for the tie in of the new 6" water main on Graham Rd.

05/06/2021

- Searched for water meter on 181, no luck.
- Helped with Graham Rd. tie in. (Isolation Valving for Work Site)
- Working on R.O. Plant grounds, mowing and trimming.

05/07/2021

- Jerry, Austin, and I checked on several locations in the Distribution System. Checked on locating meter in front of Snap Auto Parts, Meter Techs. will change out meter and meter box.
- Sherrel Mercer called to let us know that there is going to be a price increase on Power Generators in the next coming month. Jerry asked if he could or e-mail with that information.
- Checked on leak on 406 Graham Rd., Chris Ramirez and Juan were already there. They were asked to call in locates and we showed them where to isolate if they had to.
- Looked at Loma Alto possibilities for water from Shaw St. or Cemetery Rd.

05/08/2021

- Flushed 2" flush point at St. Mary's Residual Site due to air in the system. Flushing cleared slight tint, removed air, and got good residual.
- Resident from the corner of Mesquite and Cottonwood St. stopped me and asked if she had to be on the Boil Water Notice since she was never out of water, advised her since she was the last person outside the isolation that it would be better if she continued on the BWN until she got the rescind letter.

05/10/2021

- Austin has been talking to ArcGIS Rep. to see if he can get the system going again.
- Talked to Daniel with KEMCO to check on the Train Cleaning scheduling, he is off today. Daniel will call me tomorrow to see when we are scheduled.
- Jerry informed that we need to physically locate 12" PVC discharge line at the FM 719 Pump Station.
- Called in locates so we can excavate the 12" line.

05/11/2021

- Austin got e-mail from ArcGIS Rep. to inform us that the issue we are having is with the creator (Hanson) of the program. The creator is no longer sharing the layers.

05/12/2021

- Austin excavated the 12" line at the FM 719 Pump Station, Jerry came by and looked at what was there. He will inform Engineer (Grady) of our findings.



-Jerry and I met with Sherrel Mercer on some projects that will be taking place at the R.O. Plant. Sherrel will also get us a letter for TCEQ on the Plant Capacity. Sherrel met Jerry and Mark at Sewer Plant.

05/13/2021

-Checked Residual and Bacteria Sample Sites for a possible installation of sample site stations.

-Jerry, Austin, and I met with Grady at FM 719 Pump Station to discuss Water Line Extension to HWY 181.

-Called Bill (TDCJ) of a possible leak on their side, Prison Tower not gaining. He will get a crew together to check for possible leak.

-Received quote from Bryan with Lonestar Armature for the 3 Hp pump and motor for the chlorine system. The pump and motor we sent in is not repairable, a new one will have to be purchased.

-Talked to Bill (TDCJ), they do have a leak in one of the buildings.

-Talked to Jerry about somebody having to talk to the creator of the ArcGIS so we can get our layers back, Jerry said that he would talk to Mark Hall with Hanson Engineering.

-Forwarded 2<sup>nd</sup> Generator quote from LJ Power to Jerry.

05/14/2021

-Jerry, Austin, and I checked on several sites in the distribution for the installation sample site pedestals for chlorine and bacteria samples. Most samples sites will have to be changed due to water main location.

-Jerry got asked if pricing for Generators was firm, Mr. Mercer checked and replied that only until a certain date. I let Jerry know of my conversation with Mr. Mercer.

05/17/2021

-Joe Foster with Mercer Controls installed new light at Well #15 Building.

-Forwarded 3rd Generator quote from Electrical Design Solutions to Jerry.

05/18/2021

-E-mailed Jerry the Well Plugging Reports he needed for Well #3 and 6.

05/19/2021

-Daniel with KEMCO showed up to start Train cleaning on Trains B and D.

-Austin and I changed out 0-100 psi transducer at Prison Tower Cla-Valve #7.

-Reset starter on Well #13.

05/20/2021

- Continued cleaning Train D in the morning.
- Switched to Train B in the afternoon.
- Checked with Sky Haren on Well Water Sample Report, he is out of the office. He will call when he reviews Pall Industries findings.
- Guy Diogaude checked PLC at Arsenic Adsorber, flows and pump command not being indicated on SCADA System. Guy had to reset PLC, we will need to change PLC if problem persist.

05/21/2021

- Final low Ph run through on Train B, flushed and put back on line.
- Jerry, Austin, and I visited Well #17 and #18 Site.

05/23/2021

- Power outage at Wells #14 and #15, Karnes Electric advised that there is an outage and they are working to restore the electrical power.
- Turned off (2) Trains to be able to continue to leave the R.O. Plant partially on.
- Power back on at the Wells, made adjustments to the Plant.

05/24/2021

- I was off due to Jury Duty.
- Austin and Eli changed out altitude gauge at Hospital Tower.

05/25/2021

- Talked to Sherrel Mercer about letter for High Service Pump Capacity, he said that he would get us a letter before Friday the 28<sup>th</sup>.
- Worked on new schedule for the Water Plant Employees.

05/26/2021

- Turned in new work schedule for R.O. Plant to Jerry.
- Jerry advised that the work to High Service Pump #1 was authorized, sent Mercer Controls a P.O. for the VFD and wiring for High Service Pump #1.

05/27/2021

- Train "A" pre boost pump not working, set up Train "A" with standby pump. Checked Amperage on the 3 phases, A-9.9, B- 10.3, C-10.1. Electronic controller is out, motor can handle 17.4 amps.
- Received letter for High Service Pump Capacity for review from Sherrel Mercer via e-mail.

05/28/2021

- Anti Scalant feed pump to Train "B" would not come on, installed new feed pump.
- Jerry and reviewed letter from Sherrel and okayed.
- Jerry called that Mercer Controls was authorized to start generator project at R.O. Plant, Well #14, Well #15, and Wells #11, 13, and 16.
- Called Sherrel and let him know that Jerry and I agreed with the letter he had e-mailed, also advised him that the Generator Project was awarded to Mercer Controls. Sherrel advised that he will need a P.O. to start the project.
- Jerry and I checked on progress to Wells #17 and 18.

05/29/2021

- Started new work schedule for R.O. Plant.

- At the beginning of the month worked on monthly reports
- Answered and sent several e-mails/phone calls with Contractors, vendors, and contractors.

Hector Salinas

  
Water Superintendent

## TEXAS COMMISSION ON ENVIRONMENTAL QUALITY

#1

## MONTHLY REPORT

WATER WORKS OPERATIONS FOR  
GROUND WATER SUPPLIES

(1) NAME OF SYSTEM - CITY OF KENEDY

COUNTY OF KARNES

(1a) WATER SYSTEM I.D. NO. - 1280002

MONTH OF MAY 2021

Day of Week	Pumpage to Distribution System				(6) Disinfection LBS>/DAY	(7) Corrosion Control	(8) Taste and Odor Control	(9) Fluoride Residuals
	(2) Direct from Wells to Plant	(3) From Ground Storage to Distribution System	(4) Purchased from Others	(5) Total Pumpage to Distribution				
1.	1,923,000	1,481,867		1,481,867	29			
2.	1,924,000	1,511,711		1,511,711	32			
3.	1,925,000	1,572,778		1,572,778	31			
4.	1,788,000	1,402,872		1,402,872	28			
5.	1,970,000	1,418,478		1,418,478	24			
6.	1,852,000	1,420,511		1,420,511	31			
7.	1,774,000	1,481,878		1,481,878	27			
8.	1,801,000	1,364,072		1,364,072	24			
9.	1,821,000	1,452,194		1,452,194	29			
10.	1,824,000	1,451,317		1,451,317	33			
11.	1,921,000	1,591,906		1,591,906	31			
12.	1,975,000	1,581,578		1,581,578	34			
13.	1,854,000	1,242,961		1,242,961	27			
14.	1,776,000	1,432,167		1,432,167	27			
15.	1,713,000	1,336,900		1,336,900	28			
16.	1,750,000	1,435,944		1,435,944	26			
17.	1,720,000	1,241,572		1,241,572	29			
18.	1,744,000	1,377,878		1,377,878	25			
19.	1,870,000	1,428,289		1,428,289	26			
20.	1,710,000	1,320,511		1,320,511	31			
21.	1,794,000	1,342,611		1,342,611	26			
22.	1,603,000	1,293,883		1,293,883	21			
23.	1,606,000	1,418,450		1,418,450	29			
24.	1,871,000	1,355,867		1,355,867	29			
25.	1,836,000	1,326,733		1,326,733	30			
26.	1,686,000	1,448,494		1,448,494	22			
27.	1,706,000	1,405,778		1,405,778	26			
28.	1,941,000	1,390,317		1,390,317	29			
29.	1,872,000	1,452,094		1,452,094	28			
30.	1,875,000	1,414,356		1,414,356	28			
31.	1,914,000	1,572,972		1,572,972	29			
Total	56,339,000	43,968,939	0	43,968,939	869	0	0	0
Avg.	1,817,387	1,418,353	0	1,418,353	28.0	0	0	0
Max.	1,975,000	1,591,906		1,591,906	34			
Min.	1,603,000	1,241,572		1,241,572	21			

No. Of Active Services (10) -

1,614

Meters

Chemical Analysis (11)

01-01-2020

3,133 Connections

Dates and Results of Bacteriological Analysis (12) - MAY 11, 2021 / 7 Samples submitted - All O.K.

Reservoirs of Tanks Checked - July 27, 2020

Dead Ends Flushed (14) - 23

General Remarks (15) -

Submitted By (16)

Certificate No. and Class (17)

WG0015819

Class C - Ground Water

Report prepared by Hector Salinas &amp; Austin Bryan on 06-01-2021.



# CITY OF KENEDY

## WATER TREATMENT PLANT

### MONTHLY REPORT FOR MAY 2021

#2

WATER TREATMENT PLANT PRODUCTION FOR PERIOD OF 01 thru 31, 2021	
TOTAL WELL PUMPAGE - GALLONS:	56,339,000
TOTAL PUMPAGE TO DISTRIBUTION - GALLONS:	43,968,939
WELL PUMPAGE/DISTRIBUTION RATIO:	78% / 22%
ESTIMATED WATER LOSS DUE TO LEAKS, ETC. (SEE ATTACHED LIST) - GALLONS:	607,969
TOTAL CONNECTIONS:	3,133
TOTAL PERMEATE - GALLONS:	25,272,000
TOTAL CONCENTRATE - GALLONS:	10,280,000
TOTAL BLEND - GALLONS:	18,643,000
TOTAL POTABLE WATER PRODUCED (PERMEATE + BLEND) - GALLONS:	43,915,000
TOTAL POTABLE WATER PRODUCED (PERMEATE + BLEND) - RATIO:	58% / 42%

SOLD + ESTIMATED LOSS vs PUMPAGE TO DISTRIBUTION FOR PERIOD OF APRIL 19, 2021 thru MAY 19, 2021	
TOTAL PUMPAGE TO DISTRIBUTION - GALLONS:	44,753,106
TOTAL GALLONS METERED (SOLD) - GALLONS:	37,886,100
ESTIMATED WATER LOSS - GALLONS:	607,969
TOTAL GALLONS METERED (SOLD) + ESTIMATED WATER LOSS - GALLONS:	38,494,069
PUMPAGE TO DISTRIBUTION SOLD/LOSS RATIO:	86% / 14%

ALL R.O. TRAINS - TOTAL GALLONS: PERMEATE / CONCENTRATE / PERCENT REJECTION:				
TRAIN "A" PERMEATE:	4,056,000	TRAIN "A" CONCENTRATE:	1,780,000	69% / 31%
TRAIN "B" PERMEATE:	3,934,000	TRAIN "B" CONCENTRATE:	1,442,000	73% / 27%
TRAIN "C" PERMEATE:	10,423,000	TRAIN "C" CONCENTRATE:	3,590,000	74% / 26%
TRAIN "D" PERMEATE:	6,859,000	TRAIN "D" CONCENTRATE:	3,468,000	66% / 34%
TRAIN "E" PERMEATE:		TRAIN "E" CONCENTRATE:		/
TOTAL PERMEATE - GALLONS:	25,272,000	TOTAL CONCENTRATE - GALLONS:	10,280,000	71% / 30%
BLEND PUMP "A":	1,547,000			
BLEND PUMP "B":	9,065,000			
BLEND PUMP "C":	8,031,000			
TOTAL BLEND - GALLONS:	18,643,000	ALL TRAINS + ALL BLEND PUMPS = TOTAL WATER - GALS:		43,915,000

NEW MEDIA WAS INSTALLED AND ADSORBER#2 WAS PLACED ONLINE ON :10-07-2020. EST. TOTAL FLOW: 125,000 (X 1000)	
TOTAL FLOW ESTIMATED THROUGH MEDIA DURING THE MONTH OF MAY 2021 (X 1000) ⇒	8,600
TOTAL FLOW ESTIMATED AVAILABLE TO BE PROCESSED THROUGH EXISTING MEDIA: (X 1000) ⇒	49,571

CONTINUED ON PAGE #2

MONTHLY REPORT FOR MAY 2021

WATER WELL PRODUCTION:		INDIVIDUAL WELL INFORMATION:	
WELL #8:	607,000	Current Flow Rate: 257 GPM	
WELL #10:	357,000	Current Flow Rate: 328 GPM	
WELL #11:	2,810,000	Current Flow Rate: 69 GPM	
WELL #13:	938,000	Current Flow Rate: 20 GPM	
WELL #14:	19,093,000	Current Flow Rate: 447 GPM	
WELL #15:	16,909,000	Current Flow Rate: 427 GPM	
WELL #16:	15,625,000	Current Flow Rate: 346 GPM	
WELL #:			
TOTAL GALLONS:	56,339,000	TOTAL FLOW AVAILABLE: 1,894 GPM	DATE: 06-02-2021

ELECTRICITY USAGE:				
LOCATION:	START DATE:	END DATE:	KWh:	TOTAL:
WELL #8, includes Water Treatment Plant	3/31/2021	4/30/2021	162,816	\$10,832.78
WELL #10	3/15/2021	4/14/2021	1,458	\$671.14
WELL #11, Well #13, and WELL #16	4/1/2021	5/1/2021	49,900	\$3,181.12
WELL #14	4/1/2021	5/1/2021	52,313	\$3,331.21
WELL #15	4/1/2021	5/1/2021	52,040	\$3,870.40
WELL #				
WELL #				
			TOTAL:	\$21,886.65

CHEMICAL/5micron FILTER USAGE:			
CHEMICAL/UNIT:	UNITS:	PRICE/UNIT:	TOTAL:
SODIUM HYDROXIDE - 50% SOLUTION - GALLONS:	0	?	\$0.00
SCALE FREE 2800 ANTISCALANT - GALLONS:	191	\$14.77	\$2,821.07
CHLORINE - POUNDS:	869	\$0.92	\$799.48
CARBON DIOXIDE-LIQUID GAS (CO2)-POUNDS:	183	\$0.45	\$82.35
5-micron FILTER - EACH:	94	\$15.50	\$1,457.00
		TOTAL:	\$5,159.90

TRAIN RUN-TIME HOURS:					
	START HOURS:	END HOURS:	TOTAL:	DAYS OF OPERATION:	DAILY AVERAGE HOURS RAN:
TRAIN A	2771.3	3183.9	412.6	31	13.3
TRAIN B	2588.7	2920.0	331.3	31	10.7
TRAIN C - Booster Pump Q100	4447.4	4854.1	406.7	31	13.1
TRAIN C - Booster Pump Q200	8775.2	9109.9	334.7	31	10.8
TRAIN D	31665.1	32379.3	714.2	31	23.0

REPORT COMPLETED BY HECTOR SALINAS AND AUSTIN BRYAN ON 06-03-2021.

## CITY OF KENEDY - WATER TREATMENT PLANT - R.O. TRAIN DAILY FLOWS FOR MAY 2021

R.O. TRAIN PERMEATE:						R.O. TRAIN CONCENTRATE (BRINE):					BLEND PUMP:			
DATE:	Train "A"	Train "B"	Train "C"	Train "D"	TOTAL:	Train "A"	Train "B"	Train "C"	Train "D"	TOTAL:	Pump "A"	Pump "B"	Pump "C"	TOTAL:
1	236,000	64,000	336,000	211,000	847,000	103,000	0	116,000	118,000	337,000		703,000		703,000
2	7,000	227,000	338,000	213,000	785,000	4,000	102,000	117,000	119,000	342,000		704,000		704,000
3	169,000	108,000	328,000	208,000	813,000	74,000	35,000	113,000	117,000	339,000	169,000	534,000		703,000
4	68,000	168,000	340,000	209,000	785,000	29,000	74,000	115,000	118,000	336,000	204,000		394,000	598,000
5	175,000	79,000	342,000	212,000	808,000	76,000	29,000	117,000	119,000	341,000	269,000	438,000		707,000
6	64,000	174,000	343,000	211,000	792,000	27,000	77,000	118,000	119,000	341,000	252,000	456,000		708,000
7	171,000	103,000	340,000	209,000	823,000	75,000	29,000	116,000	117,000	337,000	160,000	391,000		551,000
8	37,000	190,000	334,000	206,000	767,000	16,000	87,000	114,000	116,000	333,000	97,000	378,000		475,000
9	221,000	79,000	337,000	206,000	843,000	96,000	6,000	115,000	117,000	334,000		595,000		595,000
10	68,000	171,000	349,000	214,000	802,000	29,000	78,000	119,000	121,000	347,000		743,000		743,000
11	173,000	123,000	337,000	208,000	841,000	76,000	28,000	116,000	118,000	338,000		714,000		714,000
12	84,000	179,000	367,000	225,000	855,000	36,000	77,000	126,000	128,000	367,000		772,000		772,000
13	166,000	61,000	313,000	193,000	733,000	74,000	27,000	108,000	109,000	318,000		615,000		615,000
14	61,000	174,000	337,000	207,000	779,000	26,000	75,000	115,000	118,000	334,000		568,000		568,000
15	220,000	58,000	338,000	207,000	823,000	97,000	7,000	116,000	118,000	338,000		565,000		565,000
16	87,000	162,000	344,000	211,000	804,000	38,000	69,000	118,000	120,000	345,000		490,000		490,000
17	168,000	114,000	334,000	205,000	821,000	73,000	30,000	115,000	117,000	335,000		398,000	156,000	554,000
18	69,000	167,000	339,000	208,000	783,000	30,000	75,000	116,000	119,000	340,000			487,000	487,000
19	236,000	113,000	338,000	141,000	828,000	104,000	35,000	117,000	80,000	336,000			623,000	623,000
20	211,000	159,000	339,000	63,000	772,000	93,000	74,000	117,000	28,000	312,000			628,000	628,000
21	160,000	93,000	336,000	264,000	853,000	70,000	30,000	116,000	113,000	329,000			518,000	518,000
22	26,000	0	323,000	254,000	603,000	12,000	0	110,000	108,000	230,000			495,000	495,000
23	219,000	77,000	347,000	273,000	916,000	96,000	14,000	120,000	117,000	347,000			528,000	528,000
24	69,000	171,000	337,000	251,000	828,000	30,000	71,000	118,000	107,000	326,000	173,000		423,000	596,000
25	165,000	108,000	337,000	270,000	880,000	72,000	32,000	117,000	115,000	336,000	223,000	1,000	359,000	583,000
26	67,000	171,000	331,000	265,000	834,000	30,000	72,000	114,000	112,000	328,000			447,000	447,000
27	163,000	104,000	334,000	267,000	868,000	75,000	25,000	116,000	114,000	330,000			481,000	481,000
28	54,000	190,000	334,000	270,000	848,000	24,000	79,000	117,000	114,000	334,000			636,000	636,000
29	211,000	61,000	328,000	263,000	863,000	93,000	8,000	114,000	112,000	327,000			626,000	626,000
30	66,000	177,000	334,000	187,000	764,000	29,000	74,000	117,000	114,000	334,000			639,000	639,000
31	165,000	109,000	309,000	328,000	911,000	73,000	23,000	107,000	106,000	309,000			591,000	591,000
TOTAL	4,056,000	3,934,000	10,423,000	6,859,000	25,272,000	1,780,000	1,442,000	3,590,000	3,468,000	10,280,000	1,547,000	9,065,000	8,031,000	18,643,000
AVG.	130,839	126,903	336,226	221,258	815,226	57,419	46,516	115,806	111,871	331,613	193,375	533,235	501,938	601,387
MAX.	236,000	227,000	367,000	328,000	916,000	104,000	102,000	126,000	128,000	367,000	269,000	772,000	639,000	772,000
MIN.	7,000	0	309,000	63,000	603,000	4,000	0	107,000	28,000	230,000	97,000	1,000	156,000	447,000

REPORT PREPARED BY HECTOR SALINAS &amp; AUSTIN BRYAN ON 06-01-2021.

**WATER TREATMENT PLANT - ARSENIC ADSORBER**  
**MEDIA TOTAL FLOW AFTER INSTALLATION**  
 MONTH OF MAY 2021

#4

NOTE: NEW MEDIA WAS INSTALLED AND ADSORBER#2 WAS PLACED ONLINE ON 10-07-2020										
D A T E	ADSORBER VESSEL FLOW		TOTAL FLOW THROUGH VESSELS (PARALLEL OR SERIES) (X 1000)	ADSORBER BY-PASS FLOW (X1000)	COMBINED ADSORBER + BY-PASS FLOW (X 1000)	BOOSTER PUMP FLOW(X 1000)			TOTAL BOOSTER PUMP FLOW (X 1000)	PERCENT (%) ADSORBER /BY-PASS RATIO
	#1 (X 1000)	#2 (X 1000)				#1	#2	#3		
01	326		326	351	677	703			703	48% / 52%
02	337		337	337	674	700			700	50% / 50%
03	325		325	347	672	547	152		699	48% / 52%
04	264		264	304	568		589		589	46% / 54%
05	323		323	349	672		696		696	48% / 52%
06	344		344	332	676		700		700	51% / 49%
07	239		239	285	524		543		543	46% / 54%
08	229		229	228	457		469		469	50% / 50%
09	271		271	300	571		592		592	47% / 53%
10	346		346	365	711		644	692	1,336	49% / 51%
11	330		330	356	686			112	112	48% / 52%
12	371		371	373	744			771	771	50% / 50%
13	294		294	298	592			613	613	50% / 50%
14	267		267	279	546			564	564	49% / 51%
15	264		264	277	541			560	560	49% / 51%
16	237		237	236	473			486	486	50% / 50%
17	255		255	279	534	133		419	552	48% / 52%
18	219		219	241	460	474			474	48% / 52%
19	282		282	308	590	613			613	48% / 52%
20	236		236	316	552	616			616	43% / 57%
21	267		267	260	527	505			505	51% / 49%
22	214		214	255	469	484			484	46% / 54%
23	225		225	276	501	518			518	45% / 55%
24	272		272	292	564	479	107		586	48% / 52%
25	277		277	276	553		569		569	50% / 50%
26	200		200	221	421		433		433	48% / 52%
27	217		217	236	453		467		467	48% / 52%
28	298		298	304	602		621		621	50% / 50%
29	292		292	302	594		613		613	49% / 51%
30	306		306	304	610		630		630	50% / 50%
31	273		273	288	561		579		579	49% / 51%
<b>TOTAL:</b>	8,600	0	8,600	9,175	17,775	5,772	8,404	4,217	18,393	
<b>AVG:</b>	277	0	277	296	573	525	525	527	593	48% / 52%
<b>MAX:</b>	371		371	373	744	703	700	771	1,336	51% / 57%
<b>MIN:</b>	200		200	221	421	133	107	112	112	43% / 49%
49,571 (X 1000)			← FLOW AVAILABLE TO BE PROCESSED THROUGH EXISTING MEDIA IN LEAD VESSEL							

REPORT PREPARED BY HECTOR SALINAS AND AUSTIN BRYAN ON 06-01-2021.

# CITY OF KENEDY

## WATER WELL PUMPAGE

### FOR MAY 2021

#5

DATE:	WELL #8 (X 1000)	WELL #10 (X 1000)	WELL #11 (X 1000)	WELL #13 (X 1000)	WELL #14 (X 1000)	WELL #15 (X 1000)	WELL #16 (X 1000)	DAILY TOTAL:
1	12	6	84	30	639	648	504	1,923,000
2	12	6	84	30	639	648	505	1,924,000
3	12	6	84	30	640	648	505	1,925,000
4	0	6	89	30	629	537	497	1,788,000
5	10	18	85	31	652	660	514	1,970,000
6	18	0	82	29	616	621	486	1,852,000
7	18	17	95	30	601	505	508	1,774,000
8	19	11	92	31	591	550	507	1,801,000
9	39	11	92	31	591	550	507	1,821,000
10	40	11	93	30	591	551	508	1,824,000
11	38	13	81	30	628	637	494	1,921,000
12	18	17	86	31	651	660	512	1,975,000
13	19	13	85	29	626	589	493	1,854,000
14	0	16	93	31	638	495	503	1,776,000
15	0	0	94	30	592	494	503	1,713,000
16	35	0	94	30	593	495	503	1,750,000
17	2	0	95	31	593	495	504	1,720,000
18	17	12	101	31	534	526	523	1,744,000
19	24	3	95	30	657	540	521	1,870,000
20	18	13	88	30	600	477	484	1,710,000
21	18	0	95	31	609	528	513	1,794,000
22	35	14	102	30	624	292	506	1,603,000
23	35	15	102	30	625	293	506	1,606,000
24	36	50	90	30	631	536	498	1,871,000
25	26	10	90	29	644	537	500	1,836,000
26	0	0	95	31	544	513	503	1,686,000
27	6	2	96	31	543	523	505	1,706,000
28	22	37	89	31	661	586	515	1,941,000
29	30	21	87	30	634	570	500	1,872,000
30	31	21	88	30	635	570	500	1,875,000
31	17	8	84	30	642	635	498	1,914,000
Total	607	357	2,810	938	19,093	16,909	15,625	56,339,000
Avg.	20	12	91	30	616	545	504	1,817,387
Max.	40	50	102	31	661	660	523	1,975,000
Min.	0	0	81	29	534	292	484	1,603,000

REMARKS:

REPORT PREPARED BY HECTOR SALINAS & AUSTIN BRYAN ON 06-01-2021.

CITY OF KENEDY  
WATER TREATMENT PLANT BRINE WATER DISCHARGE  
MONTH OF MAY 2021

#7

DATE	OPERATOR INITIALS	TIME	SAMPLE ANALYSIS								TOTAL FLOW (GALLONS) FOR 24 HOUR PERIOD
			pH AND TEMPERATURE		CONDUCTIVITY AND TEMPERATURE		TOTAL DISSOLVED SOLIDS AND TEMPERATURE		TOTAL DISSOLVED SOLIDS	CHLORIDES	
			pH	°C	COND. µS	°C	T.D.S. ppm	°C	T.D.S. lbs./DAY	mg/l	
1	A.B.	3:46PM	7.67	27.3	6,439	27.6	5,051	27.6	14,196	1,482	337,000
2	A.B.	4:22PM	7.67	27.6	6,329	27.8	4,963	27.8	14,156	1,448	342,000
3	E.C.	9:33AM	7.65	27.6	6,413	27.2	5,005	27.2	14,150	1,450	339,000
4	E.C.	8:09AM	7.65	27.6	6,320	26.9	4,936	26.9	13,832	1,460	336,000
5	E.C.	8:30AM	7.66	27.3	6,578	27.3	5,140	27.3	14,618	1,452	341,000
6	E.C.	8:40AM	7.66	27.6	6,505	27.0	5,077	27.0	14,439	1,407	341,000
7	E.C.	8:16AM	7.65	27.4	6,475	26.6	5,063	26.6	14,230	1,412	337,000
8	H.S.	11:17AM	7.67	27.8	6,334	27.7	4,936	27.7	13,708	1,442	333,000
9	H.S.	1:13PM	7.65	27.8	6,391	28.0	4,988	28.0	13,894	1,492	334,000
10	E.C.	8:18AM	7.67	27.8	6,334	27.2	4,935	27.2	14,282	1,431	347,000
11	E.C.	8:36AM	7.66	27.5	6,398	26.8	5,004	26.8	14,106	1,415	338,000
12	E.C.	8:11AM	7.68	27.6	6,465	27.6	5,058	27.6	15,481	1,520	367,000
13	E.C.	9:43AM	7.66	27.2	6,524	27.3	5,092	27.3	13,505	1,424	318,000
14	E.C.	9:02AM	7.67	27.3	6,410	27.4	4,985	27.4	13,886	1,383	334,000
15	A.B.	1:20PM	7.66	27.3	6,435	27.7	5,035	27.7	14,193	1,421	338,000
16	E.C.	6:4AM	7.68	27.4	6,355	26.5	4,945	26.5	14,228	1,412	345,000
17	E.C.	8:30AM	7.67	27.4	6,425	27.4	5,000	27.4	13,970	1,453	335,000
18	E.C.	8:17AM	7.66	27.5	6,310	27.3	4,922	27.3	13,957	1,428	340,000
19	E.C.	9:49AM	7.67	27.1	6,715	26.9	5,248	26.9	14,706	1,450	336,000
20	E.C.	6:51AM	7.68	27.2	6,753	26.6	5,275	26.6	13,726	1,502	312,000
21	A.B.	7:16AM	7.63	27.1	6,736	27.4	5,227	27.4	14,342	1,570	329,000
22	H.S.	11:47AM	7.62	27.4	6,391	27.4	4,955	27.4	9,505	1,481	230,000
23	H.S.	12:11PM	7.68	27.5	6,723	27.7	5,237	27.7	15,156	1,705	347,000
24	E.C.	8:16AM	7.67	27.5	6,752	27.0	5,238	27.0	14,241	1,520	326,000
25	E.C.	8:06AM	7.69	27.5	6,659	27.7	5,203	27.7	14,580	1,448	336,000
26	E.C.	8:20AM	7.69	27.5	6,855	27.3	5,379	27.3	14,714	1,540	328,000
27	E.C.	9:45AM	7.69	27.5	6,750	27.5	5,269	27.5	14,501	1,508	330,000
28	E.C.	9:39AM	7.70	27.6	6,810	27.5	5,360	27.5	14,931	1,453	334,000
29	A.B.	12:48PM	7.65	27.5	6,705	27.7	5,262	27.7	14,350	1,524	327,000
30	H.S.	8:33AM	7.69	27.8	6,801	27.8	5,329	27.8	14,844	1,537	334,000
31	H.S.	8:03AM	7.71	27.9	6,710	27.9	5,243	27.9	13,512	1,489	309,000
TOTAL									437,940		10,280,000
AVERAGE			7.67	27.5	6,542	27.3	5,108	27.3	14,127	1,473	331,613
MAXIMUM			7.71	27.9	6,855	28.0	5,379	28.0	15,481	1,705	367,000
MINIMUM			7.62	27.1	6,310	26.5	4,922	26.5	9,505	1,383	230,000

NOTES: Continued to discharge Brine Water (Concentrate) through the Brine Water Discharge Line (TPDES PERMIT NO. 03913) into the Abandoned Escondido Creek.

REPORT PREPARED BY HECTOR SALINAS AND AUSTIN BRYAN ON 06-01-2021.

# CITY OF KENEDY WATER TREATMENT PLANT

#8

## TOTAL PUMPAGE TO DISTRIBUTION (BY CLEARWELL GAIN/LOSS - GALLONS) FOR MAY 2021

DATE:	PERMEATE: GALLONS X 1000	BLEND: GALLONS X 1000	TOTAL BLENDED GALLONS:	CLEARWELL LEVEL				TOTAL GALLONS TO DISTRIBUTION (+/-)	PUMPAGE TO PRESSURE PLAINS #1, #2, #3, & #6 (GALLONS)	CLEARWELLS #1 & #2 TO REMAINING CITY PRESSURE PLAINS (GALLONS)
				PREVIOUS (FT./WATER)	ENDING (FT./WATER)	GAIN/LOSS (FT./WATER)	GAIN/LOSS (GALLONS)			
1	847.000	703	1,550,000	37.3	39.7	2.4	68,133	1,481,867	1,545,185	(63,318)
2	785.000	704	1,489,000	39.7	38.9	-0.8	(22,711)	1,511,711	1,581,190	(69,479)
3	813.000	703	1,516,000	38.9	36.9	-2	(56,778)	1,572,778	1,662,210	(89,432)
4	785.000	598	1,383,000	36.9	36.2	-0.7	(19,872)	1,402,872	1,504,974	(102,102)
5	808.000	707	1,515,000	36.2	39.6	3.4	96,522	1,418,478	1,491,886	(73,408)
6	792.000	708	1,500,000	39.6	42.4	2.8	79,489	1,420,511	1,323,825	96,686
7	823.000	551	1,374,000	42.4	38.6	-3.8	(107,878)	1,481,878	1,528,329	(46,451)
8	767.000	475	1,242,000	38.6	34.3	-4.3	(122,072)	1,364,072	1,509,658	(145,586)
9	843.000	595	1,438,000	34.3	33.8	-0.5	(14,194)	1,452,194	1,521,942	(69,748)
10	802.000	743	1,545,000	33.8	37.1	3.3	93,683	1,451,317	1,605,770	(154,453)
11	841.000	714	1,555,000	37.1	35.8	-1.3	(36,906)	1,591,906	1,680,470	(88,564)
12	855.000	772	1,627,000	35.8	37.4	1.6	45,422	1,581,578	1,806,161	(224,583)
13	733.000	615	1,348,000	37.4	41.1	3.7	105,039	1,242,961	1,422,257	(179,296)
14	779.000	568	1,347,000	41.1	38.1	-3	(85,167)	1,432,167	1,638,147	(205,980)
15	823.000	565	1,388,000	38.1	39.9	1.8	51,100	1,336,900	1,500,440	(163,540)
16	804.000	490	1,294,000	39.9	34.9	-5	(141,944)	1,435,944	1,617,719	(181,775)
17	821.000	554	1,375,000	34.9	39.6	4.7	133,428	1,241,572	1,417,849	(176,277)
18	783.000	487	1,270,000	39.6	35.8	-3.8	(107,878)	1,377,878	1,557,892	(180,014)
19	828.000	623	1,451,000	35.8	36.6	0.8	22,711	1,428,289	1,601,886	(173,597)
20	772.000	628	1,400,000	36.6	39.4	2.8	79,489	1,320,511	1,512,085	(191,574)
21	853.000	518	1,371,000	39.4	40.4	1	28,389	1,342,611	1,474,744	(132,133)
22	603.000	495	1,098,000	40.4	33.5	-6.9	(195,883)	1,293,883	1,505,238	(211,355)
23	916.000	528	1,444,000	33.5	34.4	0.9	25,550	1,418,450	1,598,977	(180,527)
24	828.000	596	1,424,000	34.4	36.8	2.4	68,133	1,355,867	1,572,750	(216,883)
25	880.000	583	1,463,000	36.8	41.6	4.8	136,267	1,326,733	1,485,840	(159,107)
26	834.000	447	1,281,000	41.6	35.7	-5.9	(167,494)	1,448,494	1,646,733	(198,239)
27	868.000	481	1,349,000	35.7	33.7	-2	(56,778)	1,405,778	1,529,742	(123,964)
28	848.000	636	1,484,000	33.7	37.0	3.3	93,683	1,390,317	1,576,797	(186,480)
29	863.000	626	1,489,000	37.0	38.3	1.3	36,906	1,452,094	1,628,961	(176,867)
30	764.000	639	1,403,000	38.3	37.9	-0.4	(11,356)	1,414,356	1,672,841	(258,485)
31	911.000	591	1,502,000	37.9	35.4	-2.5	(70,972)	1,572,972	1,624,798	(51,826)
TOTAL:	25,272.000	18,643	43,915,000					43,968,939	48,347,296	(4,378,357)
AVG.	815.226	601	1,416,613					1,418,353	1,559,590	(141,237)
MAX.	916.000	772	1,627,000					1,591,906	1,806,161	96,686
MIN.	603.000	447	1,098,000					1,241,572	1,323,825	(258,485)

REPORT COMPLETED BY HECTOR SALINAS & AUSTIN BRYAN ON 06-01-2021.

## MONTHLY CHEMICAL LOG SHEET MAY 2021

Date	Antiscalant	chlorine	co 2	m filter	dist. Resd.
1	6	29	5		2.04
2	7	32	6		1.91
3	6	31	6	48	1.96
4	6	28	4		1.20
5	6	24	4		2.02
6	6	31	5		1.13
7	6	27	6		1.79
8	6	24	10		1.84
9	6	29	12		1.49
10	6	33	25	12	1.56
11	6	31	24		2.04
12	7	34	12		2.04
13	5	27	5		1.73
14	6	27	3		1.54
15	6	28	3		2.00
16	7	26	7		1.08
17	5	29	0		1.65
18	7	25	2		1.88
19	6	26	11	12	1.64
20	6	31	1		1.79
21	7	26	1		2.00
22	4	21	2		1.89
23	7	29	4		1.70
24	6	29	3	22	1.72
25	7	30	2		2.06
26	6	22	2		1.12
27	7	26	4		1.78
28	7	29	0		0.95
29	7	28	7		1.73
30	6	28	5		2.17
31	5	29	2		2.07
TOTALS	191	869	183	94	53.52
30 DAYS AVERAGE					1.784
31 DAY AVERAGE					1.726452

1.76

1.75

1.99

1.9

1.62

1.12

1.77

11.91

38 TOTAL

65.43

1.721842





# CITY OF KENEDY WATER TREATMENT PLANT

604 Cottonwood Street  
Kenedy, Texas 78119  
(830) 583-2372

Russell  
EVERGREEN UNDERGROUND WATER CONSERVATION DISTRICT  
(830) 569-4186; russell.labus@evergreenuwcd.org

This Report shows the Production from each of the Water Wells that the City of Kenedy currently uses. If you have any questions, please email me at: [kenedywtp@cityofkenedy.org](mailto:kenedywtp@cityofkenedy.org) or call me at (830) 299-5156.

Thanks,

Hector Salinas  
City of Kenedy  
Water Treatment Plant Supt.

## WATER WELL PUMPAGE FOR 2021

MONTH	WELL #8 (X 1000)	WELL #10 (X 1000)	WELL #11 (X 1000)	WELL #13 (X 1000)	WELL #14 (X 1000)	WELL #15 (X 1000)	WELL #16 (X 1000)	MONTHLY TOTAL: (X 1000)
JANUARY	3,084	773	2,959	895	17,435	15,792	12,676	53,614
FEBRUARY	2,706	2,096	2,589	411	15,228	14,633	13,651	51,314
MARCH	531	318	2,824	785	19,180	17,071	15,764	56,473
APRIL	1,658	351	2,668	908	18,790	16,866	15,169	56,410
MAY	607	357	2,810	938	19,093	16,909	15,625	56,339
JUNE								0
JULY								0
AUGUST								0
SEPTEMBER								0
OCTOBER								0
NOVEMBER								0
DECEMBER								0
TOTAL:	8,586	3,895	13,850	3,937	89,726	81,271	72,885	274,150
AVERAGE:	1,717	779	2,770	787	17,945	16,254	14,577	22,846
MAXIMUM:	3,084	2,096	2,959	938	19,180	17,071	15,764	56,473
MINIMUM:	531	318	2,589	411	15,228	14,633	12,676	0

REMARKS: All TOTALS are "X 1000" Gallons.

REPORT PREPARED BY Hector Salinas & Austin Bryan ON 06-01-2021.

# CITY OF KENEDY WATER TREATMENT PLANT PRODUCTION FOR 2021

MONTH	CONNECTIONS	TOTAL WELL PUMPAGE	TOTAL PERMEATE GALLONS PRODUCED	TOTAL CONCENTRATE LOSS (BRINE)	PERMEATE TO CONCENTRATE (BRINE) LOSS % RATIO	TOTAL BLEND GALLONS PRODUCED	TOTAL GALLONS PRODUCED	PERMEATE TO BLEND % RATIO	TOTAL PUMPAGE TO DISTRIBUTION	CITY OF KENEDY AND EL OSO W.S.C. INTERCONNECT		TOTAL GALLONS USED IN DISTRIBUTION SYSTEM	ESTIMATED GALLONS LOST: (LEAKS, FLUSHING, ETC.)	ESTIMATED GALLONS USED AFTER ESTIMATED LOST GALLONS
										GALLONS SOLD TO EL OSO W.S.C.	GALLONS PURCHASED FROM EL OSO W.S.C.			
JANUARY	3,133	53,614,000	23,952,000	10,437,000	70% / 30%	16,931,000	40,883,000	59% / 41%	40,839,497	0	0	40,839,497		40,839,497
FEBRUARY	3,133	51,314,000	21,324,984	8,835,000	71% / 29%	18,896,003	40,220,987	53% / 47%	39,731,261	0	0	39,731,261	971,033	38,760,228
MARCH	3,133	56,473,000	25,888,000	10,475,000	71% / 29%	18,390,000	44,278,000	58% / 42%	44,226,900	0	0	44,226,900	380,979	43,845,921
APRIL	3,133	56,410,000	23,909,000	10,042,000	70% / 30%	20,346,000	44,255,000	54% / 46%	44,373,090	0	0	44,373,090	834,417	43,538,673
MAY	3,133	56,339,000	25,272,000	10,280,000	71% / 29%	18,643,000	43,915,000	58% / %	43,968,939	0	0	43,968,939	607,969	43,360,970
JUNE					?? / %		0	?? / %				0		0
JULY					?? / %		0	?? / %				0		0
AUGUST					?? /		0	?? /				0		0
SEPTEMBER					?? /		0	?? /				0		0
OCTOBER					?? /		0	?? /				0		0
NOVEMBER					?? /		0	?? /				0		0
DECEMBER					?? /		0	?? /				0		0
TOTAL:		274,150,000	120,345,984	50,069,000		93,206,003	213,551,987		213,139,687	0	0	213,139,687	2,794,398	210,345,289
AVERAGE:	3,133	\$4,830,000	24,069,197	10,013,800	71% / 29%	18,641,201	17,795,999	56% / 44%	42,627,937	0	0	17,761,641	698,600	17,528,774
MAXIMUM:	3,133	56,473,000	25,888,000	10,475,000	71% / 30%	20,346,000	44,278,000	59% / 47%	44,373,090	0	0	44,373,090	971,033	43,845,921
MINIMUM:	3,133	51,314,000	21,324,984	8,835,000	70% / 29%	16,931,000	0	53% / 41%	39,731,261	0	0	0	380,979	0

REMARKS:

REPORT PREPARED BY HECTOR SALINAS & AUSTIN BRYAN ON 06-03-2021.

# Monthly Report at WWTP

## May 2021

No violations for the month of May 2021 DMR. (Discharge Monitoring Report)

Weekly inspection of Generator at Freeny St. completed.

Wasting of sludge to sludge dewatering boxes as needed.

Everyday inspection of RAS/WAS Pumps on Clarifiers #2, #3, #4 and Main Lift Station Submersible pumps.

Daily monitoring and cleaning of influent bar screens.

Regular maintenance on blowers and aeration basin. Greasing and changing oil as needed.

Weekly burping of diffusers in aeration basin.

Regular maintenance and monitoring of all lift stations.

Performed bi-weekly draining of moisture on gear box in clarifier #4, changing oil as needed.

Weekly testing of pulled samples done by Pollution Control Services.

Monthly Effluent Report for April will be completed and mailed to TCEQ in the month of May 2021.

April's DMR will be completed and submitted to TCEQ in the month of May 2021.

The monthly average flow for the wastewater plant was 1.323 with a total flow of 41.002.

Fixed expansion joint on the number 1 blower at the Wastewater Treatment Facility.

Ran the QAQC samples for the Treatment Plant waiting on results.

Had the final walk thru with Contractor Shannon Monk at the Wastewater Plant everything seem to be in order aside from one of the mixers in the old Oxidation



## CITY OF KENEDY W.W.T.P. DAILY SAMPLES

MONTH/YEAR: May 2021

DAY	DAILY FLOW (MGD)	EFFLUENT						AERATION BASIN						RAIN IN INCHES	INITIALS	INFLUENT	
		D.O.	PH	TEMP. °	CI2/PRE	CI2/EEF	CI2/MAN	AMM.	D.O.	PH	TEMP. °	SVI-5	SVI-30			PH	D.O.
1	1.519				5.10	0.09	1.2							1.3	RTR		
2	1.366				5.00	0.08	1.0	0.10						0.6	RTR		
3	1.291	6.60	6.44	26.7	3.10	0.08	1.4	0.10	0.36	6.63	27.2	950	850	0.0	CC	7.29	0.31
4	1.187	6.59	6.47	26.6	2.70	0.06	1.4	0.10	0.38	6.62	27.1	950	840	0.0	CC		
5	1.232				1.90	0.08	0.8	0.11						0.0	CC		
6	1.180				5.60	0.10	0.7	0.09						0.0	CC		
7	1.012				4.10	0.06	0.7	0.09						0.0	CC		
8	1.183				3.50	0.07	0.7	0.10						0.0	CC		
9	1.219				3.30	0.08	0.5	0.09						0.0	CC		
10	1.112	7.11	6.69	27.4	5.50	0.10	1.1	0.08	1.52	6.74	27.3	970	850	0.0	RTR		
11	1.226	7.05	6.78	27.2	5.30	0.09	1.2	0.07	1.81	6.82	26.7	980	850	0.0	RTR	7.31	0.28
12	1.255				1.10	0.06	1.0	0.07						0.5	CC		
13	1.178				2.30	0.04	1.0	0.07						0.0	CC		
14	1.033				5.30	0.07	1.0	0.07						0.0	CC		
15	1.262				6.40	0.09	0.6							0.0	MG		
16	1.797				3.50	0.06	0.3							2.0	MG		
17	1.173	7.33	6.73	26.6	2.00	0.01	0.8	0.19	2.32	6.81	25.4	970	830	0.0	RTR		
18	1.547	7.52	6.65	26.8	2.00	0.04	1.3	0.07	3.20	6.77	25.8	980	840	0.0	RTR	7.28	0.30
19	2.163				2.20	0.08	1.0							1.7	RTR		
20	1.227				2.00	0.03	1.4	0.06						0.8	RTR		
21	1.117				4.30	0.05	1.0	0.06						0.0	RTR		
22	1.186				2.50	0.09	1.2							0.0	RTR		
23	1.927				2.50	0.03	1.0							0.2	RTR		
24	1.241	6.95	6.67	25.9	2.40	0.04	1.0	0.06	3.25	6.76	26.0	980	850	1.5	CC	7.31	0.33
25	1.211	6.44	6.48	28.4	1.32	0.02	0.7	0.08	2.01	6.67	28.4	980	860	0.0	CC		
26	1.217				2.30	0.03	0.8	0.09						0.0	CC		
27	1.297				2.50	0.05	1.0	0.09						0.0	CC		
28	1.158				2.70	0.06	1.0	0.10						0.0	CC		
29	1.219				2.90	0.07	0.8	0.10						0.2	CC		
30	1.402				2.60	0.04	0.8	0.09							CC		
31	1.865				2.50	0.05	0.4							0.2	MG		
TOTAL	41.002													9.0			
AVERAGE	1.323	6.95	6.61	27.0	3.24	0.06	0.9	0.09	1.86	6.73	26.7	970	846	0.3		7.30	0.31
MINIMUM	1.012	6.44	6.44	25.9	1.10	0.01	0.3	0.06	0.36	6.62	25.4	950	830	0.0		7.28	0.28
MAXIMUM	2.163	7.52	6.78	28.4	6.40	0.10	1.4	0.19	3.25	6.82	28.4	980	860	2.0		7.31	0.33



## Accidental Discharge or Spill Monthly Summary Form

\*See back of form for guidance for completion\*

### General Information:

Permittee: ☒

Subscriber: ☐

Regulated Entity Name: City of Kenedy WWTP

EPA ID No: TX0027774

Regulated Entity No: 102097839

TCEQ Region: Region 13 - San Antonio

Permit No: WQ0010746001

County: Karnes County

Start Date Start Time	End Date End Time	Volume (gallons)	Location	Cause	Steps taken to reduce, eliminate, and prevent recurrence	Description/Content	Standard Method for Volume Calculation
5-25-21 11:00 AM	5-25-21 6:30 PM	100	Intersection of highway 72 and 181	Collapsed 6 inch sewer line	Routine inspection and monitoring of hot spot locations	Dug up collapsed sewer line, ran a portable bypass pump sucking from the collapsed line and discharged into nearby manhole. Replaced a section of pipe to prevent recurrence, sprinkled affected area with HTH chlorine after	Visual Estimate
5-28-21 6:15 pm	5-29-21 12:00 am	50	403 Cottonwood	6" Sewer Main clogged up with baby wipes and rags	Routine jetting of Main line and informed customer not to flush wipes.	Dug up Sewer Main and replaced 10' of 6" sewer pipe, made cut to jet line and unclog main line. replaced 4" cleanout on customer side.	Visual Estimate

TCEQ-20756 (06-27-16)

Note: A copy of this form should be sent to your TCEQ Regional Office no later than the 20<sup>th</sup> day of the following month and the original to the TCEQ Compliance Monitoring Team (MC224), Enforcement Division, P.O. Box 13087, Austin, TX 78711-3087.

\*If the accidental spill or discharge occurs at a Subscriber system (collection system only), use the RN associated to the collection system. If you are uncertain of your RN, you may call the TCEQ Regional Office for assistance.

Start Date Start Time	End Date End Time	Volume (gallons)	Location	Cause	Steps taken to reduce, eliminate, and prevent recurrence	Description/Content	Standard Method for Volume Calculation

Information Reported by (Name/Title) \_\_\_\_\_

Signature: \_\_\_\_\_

Date Reported \_\_\_\_\_

When reporting an accidental or unauthorized discharge or spill, it is important to include all information that is requested on the notification form. If you have questions about the form, do not hesitate to call your TCEQ Regional Office and ask to speak to a wastewater investigator. All information should comply with reporting requirements noted in Texas Water Code Section 26.039, 30 Texas Administrative Code (TAC) Section 305.132, and, if applicable, 30 TAC Section 327.32.

This form may be used in lieu of 24-hour notification to the Regional Office when the accidental or unauthorized discharge or spill meets the requirements in 30 TAC 305.132 and 30 TAC 327.32. You must fax or mail a completed, signed copy within 20 days of the following month to the Water Section Manager at your TCEQ Regional Office. The original, signed copy should be mailed to the address located at the bottom of the form.

### General Information

Entity name - permitted name or owner name for subscriber systems.

Permit Number - Your TCEQ WQ permit number (i.e., WQ0012345001). If you are a subscriber, use the RN to which the collection system is associated. If the RN is unknown, please call the TCEQ Regional Office for assistance.

### Noncompliance Summary

Volume - volume must be estimated by the one of the four methods outlined in 30 TAC

Location - include address or latitude and longitude coordinates

Cause - grease, blockage, infiltration or inflow, equipment failure, power outage, other?

Steps taken reduce, eliminate or prevent recurrence - List all steps taken to ensure no further reoccurrences

Description/content - a description of the events that lead to the spill including the contents of the spill and actions taken to clean

Standard Method - name the method you used to estimate the volume

# Monthly Report May 2021

## WAREHOUSE ATTENDENT

Learned what some parts are actually called and the sizes.

Ordered items needed for the shop.

Organized and separated items at the warehouse.

Input received items in the inventory.

Made a package receive shelf.

Learned to do Purchase Order sheets for invoices.

Went to a few job sights to learn how and what they do when the gentleman got to fix a water leak.

Moved some shelves out of the workshop to the warehouse.

# Monthly Report

## May ~~2020~~, 2021

- 5.2.21 112 Victoria, 2" Water Main leak  
Replaced small section of main
- 5.6.21 104 Bluebonnet Dr. 6" water main leak  
Repaired with 10"x7 1/2" Full circle clamp
- 5.7.21 212 Nueces St. 3/4" service leak  
Repaired with 3/4"x3" Full circle clamp  
- CR 329, 3/4" service leak  
Repaired by installing 3/4" curb stop
- 5.10.21 3 Airport Rd 2" main leak  
Repaired leak by tightening coupling
- 5.11.21 - 116 Graham Rd 6" water main leak  
Repaired with 10"x7 1/2" Full circle clamp
- 212 Nueces St. 3/4" service leak  
Replaced service from main to meter
- 423 St. Mary's St. 1" service leak  
Replaced service from main to meter
- 406 Graham Rd. 2" main leak  
Repaired with 2"x7 1/2" clamp



- 133 Blue Bonnet Dr 4" main leak  
Replaced 20ft of water main

- 318 Industrial 2" main leak  
Repaired with 2"x6" clamp

- 705 S 9th St. 2" main leak  
Replaced 35ft of 2" water main

- 107 N. Sunset St. 8" main leak  
Repaired with 8"x7 1/2" clamp.



# Kenedy Police Department

119 S. Third Street  
Kenedy, Texas 78119  
(830) 583-2225 / (830) 583-2984



*From the Office of the Police Chief*

June 4, 2021

To: Mr. Linn City Council

Ref: May Report

Emergency management. No report

Animal control

ACO Hernandez transferred to the parks department. We are looking for a second ACO and are accepting applications now. See report for numbers.

Police

KISD is now out so our SRO will be working park patrol, various hours and days.

We closed the game room in town as part of a larger investigation into gambling and money laundering. We seized machines and cash. The investigation is on-going.

Sgt Barrientez completed the Texas Police Chiefs Leadership course that was held in Victoria. This is an intense 3-week leadership course based on the West Point model.

Rick Ashe  
Chief of Police  
[chief@kenedypd.org](mailto:chief@kenedypd.org)

*The Mission of the Kenedy Police Department is to protect life and property, to prevent crime and preserve the peace in our community in a manner consistent with the freedoms secured by the Constitution, always treating people with dignity, fairness and respect.*



# KENEDY POLICE DEPARTMENT MONTHLY STATISTIC REPORTS

2021

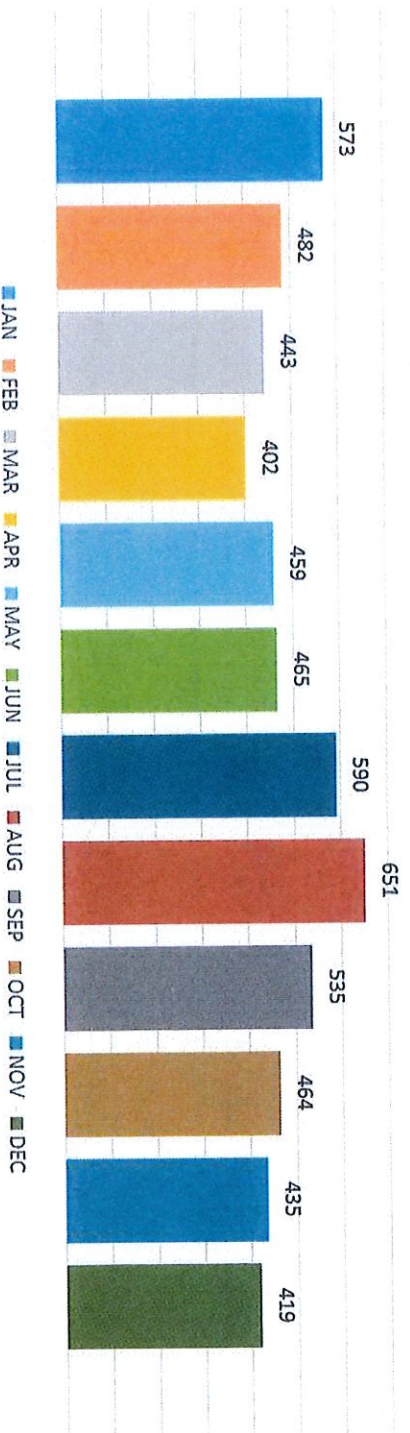
2020

MAY	JAN	FEB	MAR	APR	2021 MAY	MAY	JUN	JUL	AUG	SEP	OCT	NOV	DEC	TOTAL	AVERAGE
CALL FOR SERVICE	573	482	443	402	459	325	465	590	651	535	464	435	419	5,918	493
OFFICER ASSISTANCE	92	89	85	101	112	20	50	65	80	72	94	85	183	1,128	94
MV ACCIDENTS	06	06	10	14	11	09	08	06	12	09	08	11	05	109	9
ARRESTS	06	07	27	18	20	12	09	09	26	27	11	22	08	202	17
MUNICIPAL CLASS C- ARRESTS	02	00	02	04	04	03	02	02	04	01	00	06	02	28	2
DWI ARREST	01	01	00	00	01	01	02	02	01	05	00	00	02	16	1
JUVENILE INCIDENT	06	07	03	06	04	04	02	01	02	01	04	03	04	44	4
BURGLARY/THEFT	09	08	11	13	14	21	14	13	05	01	12	08	12	141	12
CITATIONS	433	281	401	266	405	148	456	326	638	466	470	401	416	5,107	426
WARNINGS	118	198	281	165	306	112	319	219	450	336	330	273	210	3,317	276
TRAFFIC STOPS	257	197	281	185	286	94	276	347	411	282	335	260	216	3,427	286
MHMR	05	04	02	00	10	00	00	02	01	06	01	02	08	41	3
TRUCK VIOLATIONS	68	20	04	28	27	08	66	79	71	44	38	21	29	493	41
CLEARED CASES	39	34	54	45	46	23	28	41	42	56	67	29	37	541	45
BUILDING CHECKS	89	71	83	38	53	90	76	38	70	80	31	76	59	854	71
ASSAULTS/SEXUAL	05	07	07	06	08	01	06	06	03	05	07	09	03	73	6

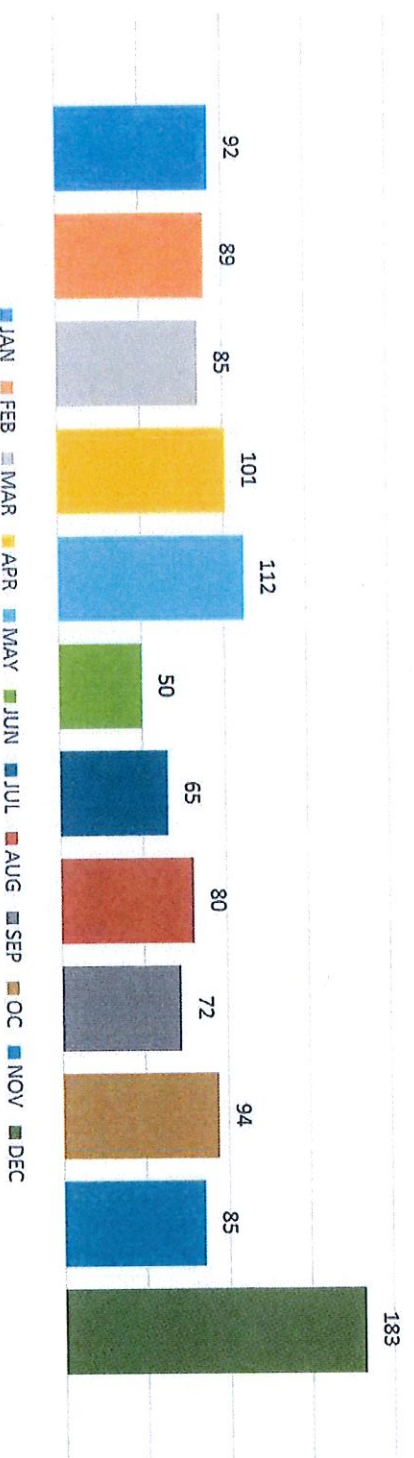


# KENEADY POLICE DEPARTMENT MONTHLY STATISTIC REPORTS

## CALL FOR SERVICE



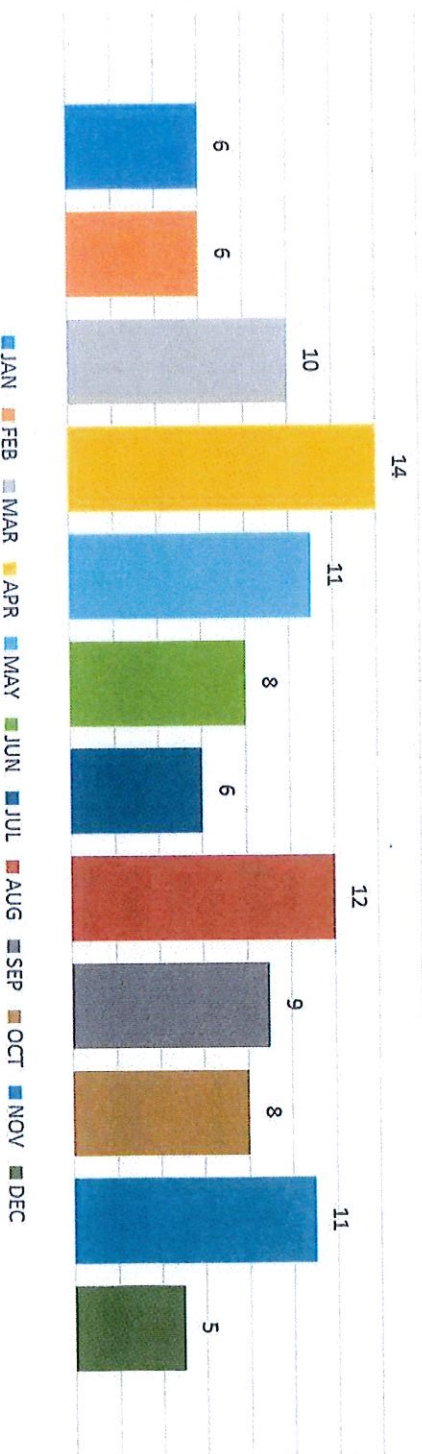
## OFFICER'S ASSISTANCE



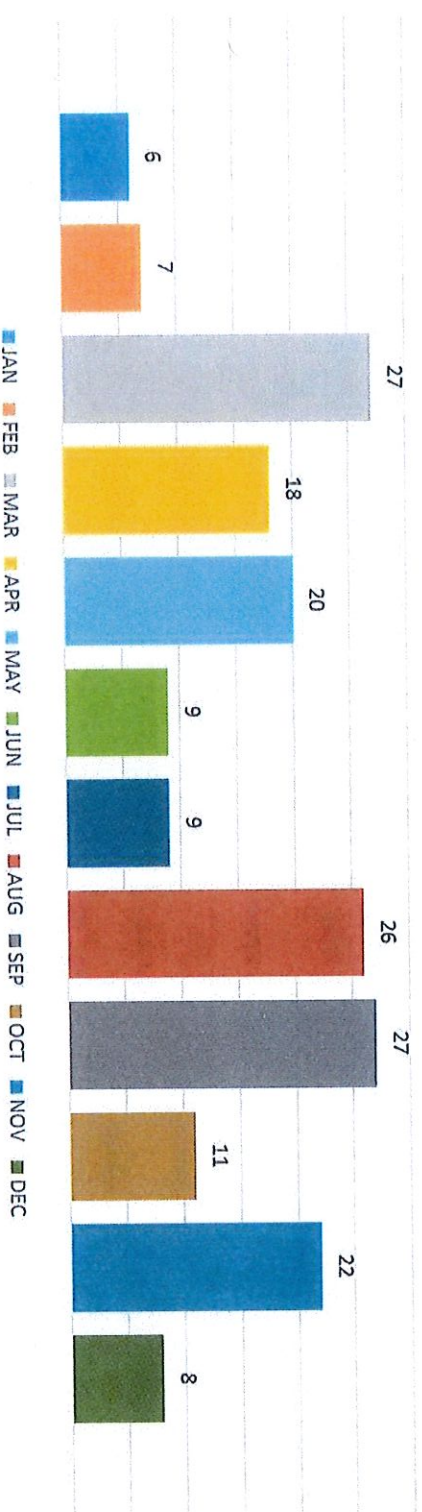


# KENEDY POLICE DEPARTMENT MONTHLY STATISTIC REPORTS

## MV ACCIDENTS



## ARRESTS

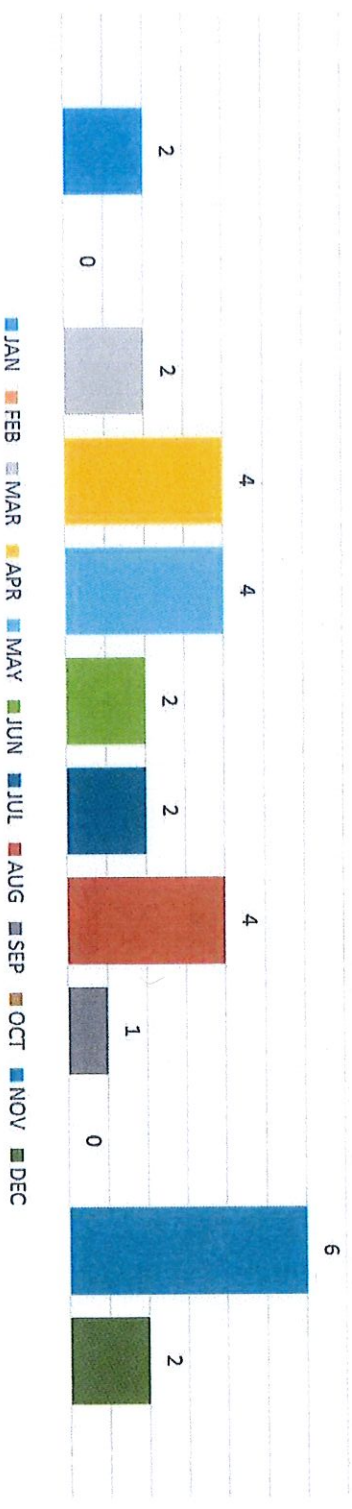




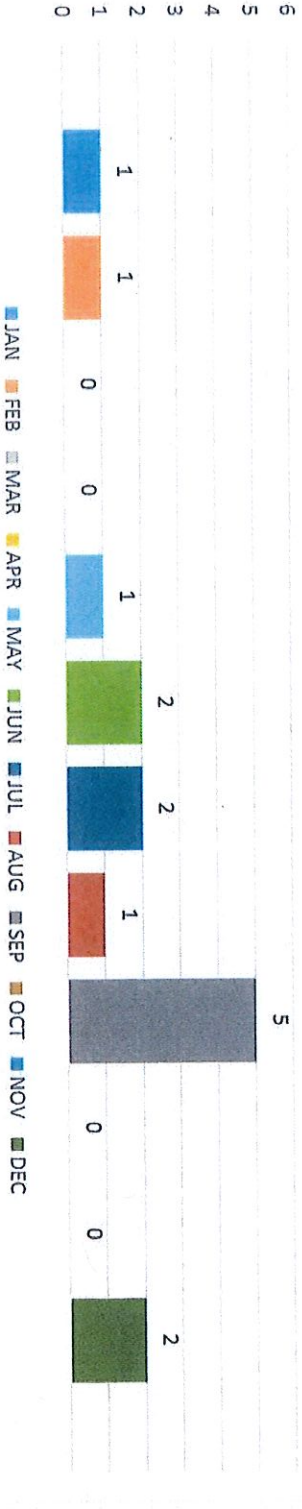


# KENEDY POLICE DEPARTMENT MONTHLY STATISTIC REPORTS

## MUNICIPAL ARRESTS



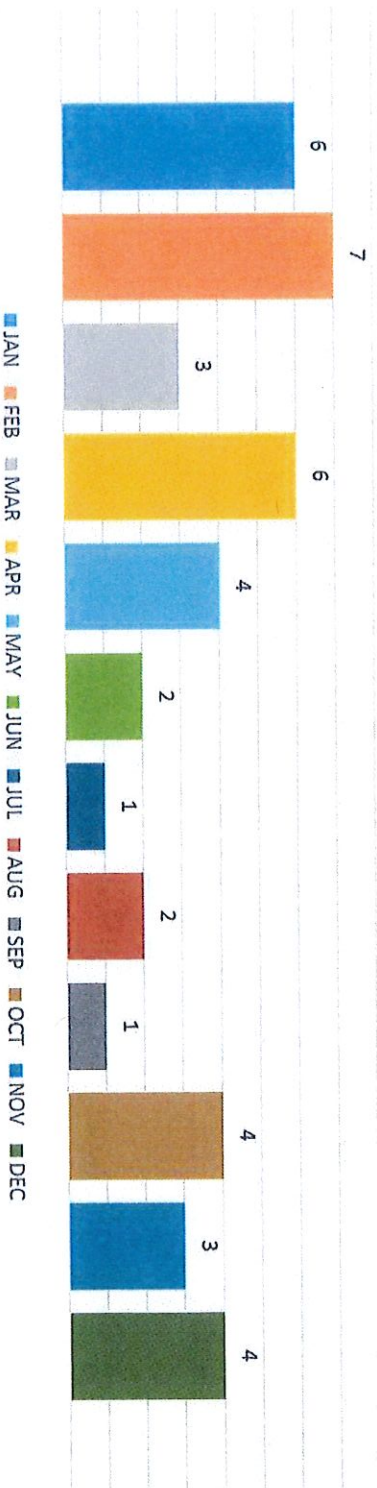
## DWI ARRESTS



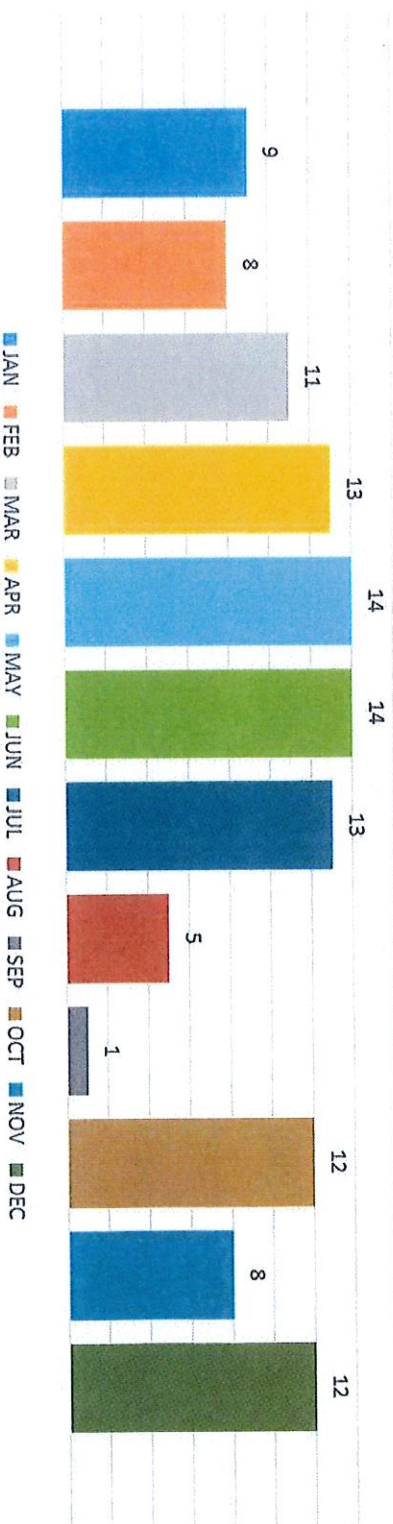


# KENEDY POLICE DEPARTMENT MONTHLY STATISTIC REPORTS

## JUVENILE INCIDENTS



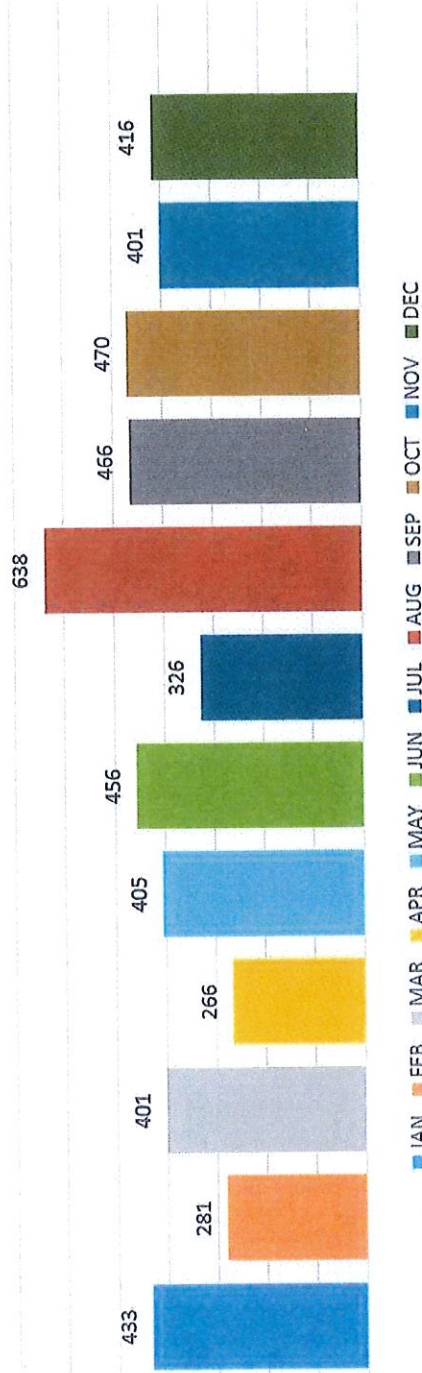
## BURGLARY/THEFT



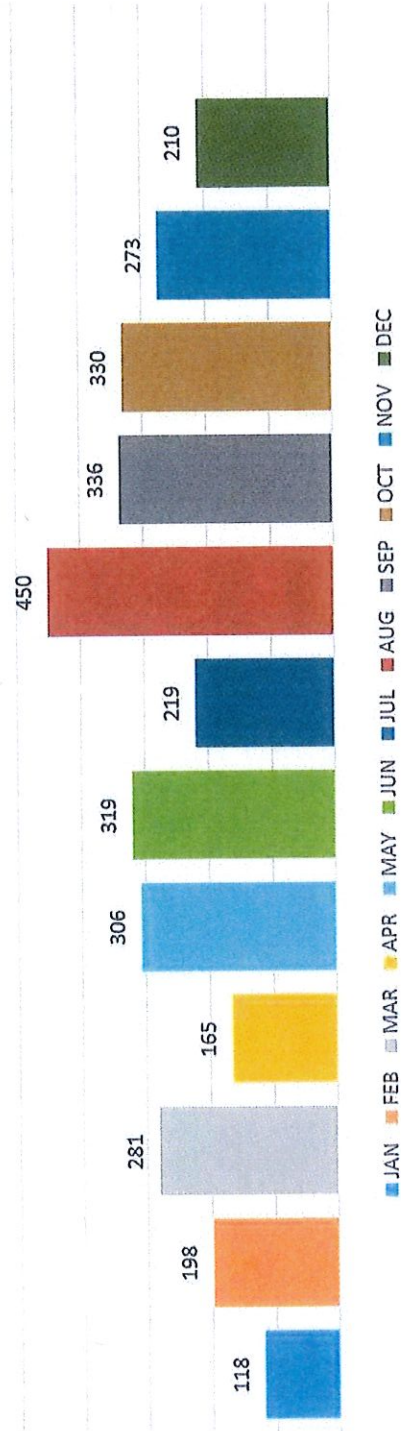


# KENEDY POLICE DEPARTMENT MONTHLY STATISTIC REPORTS

## CITATIONS



## WARNINGS

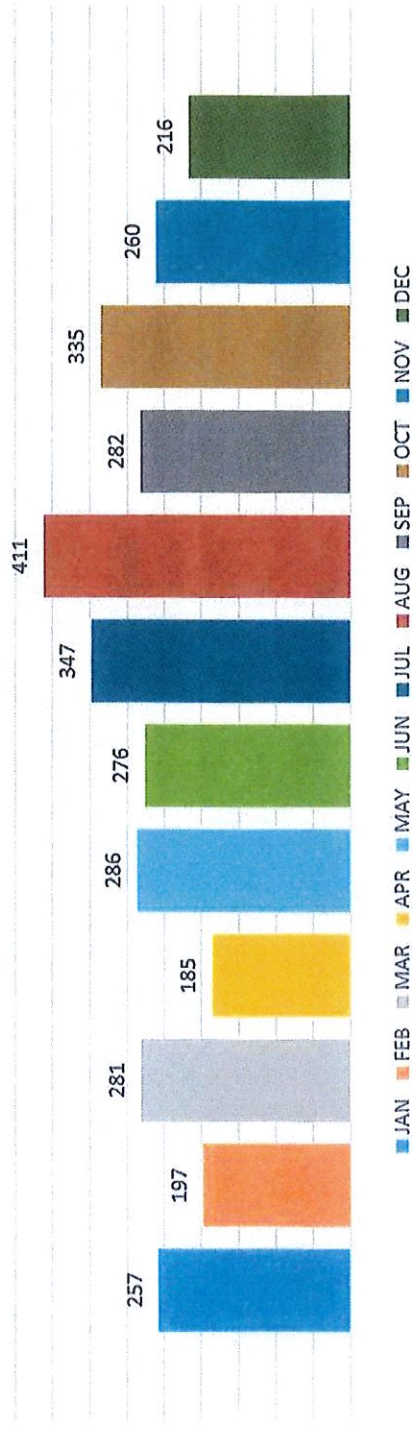




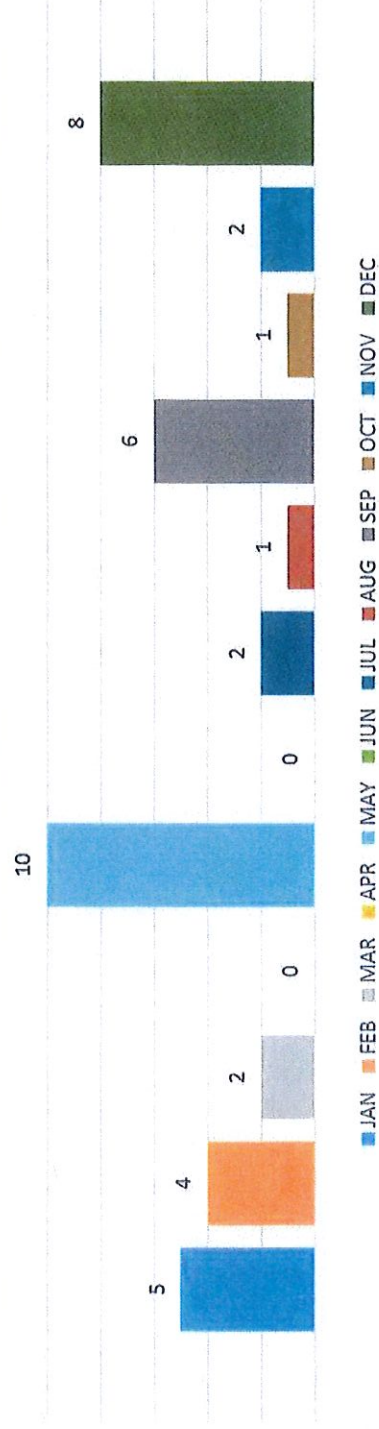


# KENEDY POLICE DEPARTMENT MONTHLY STATISTIC REPORTS

## TRAFFIC STOPS



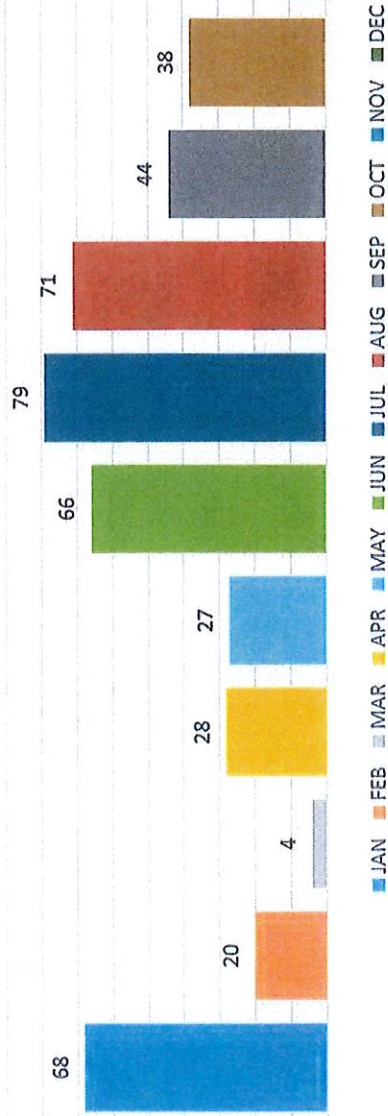
## MHMR



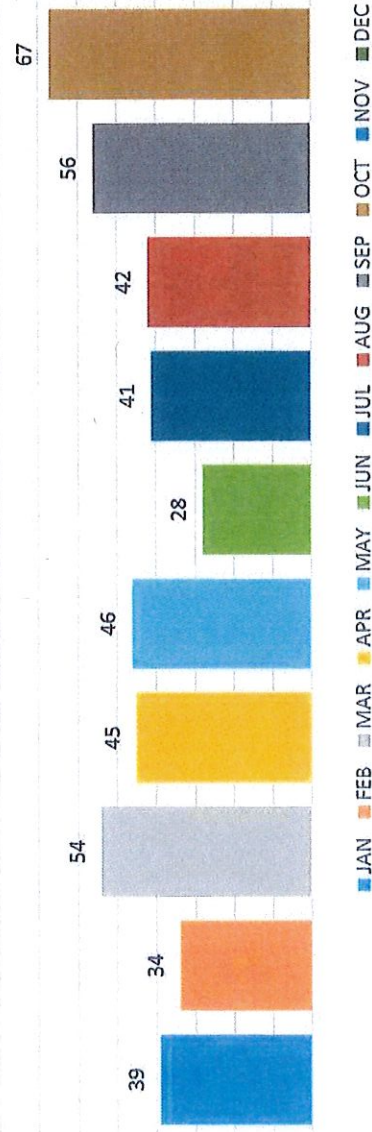


# KENEDY POLICE DEPARTMENT MONTHLY STATISTIC REPORTS

## TRUCK VIOLATIONS



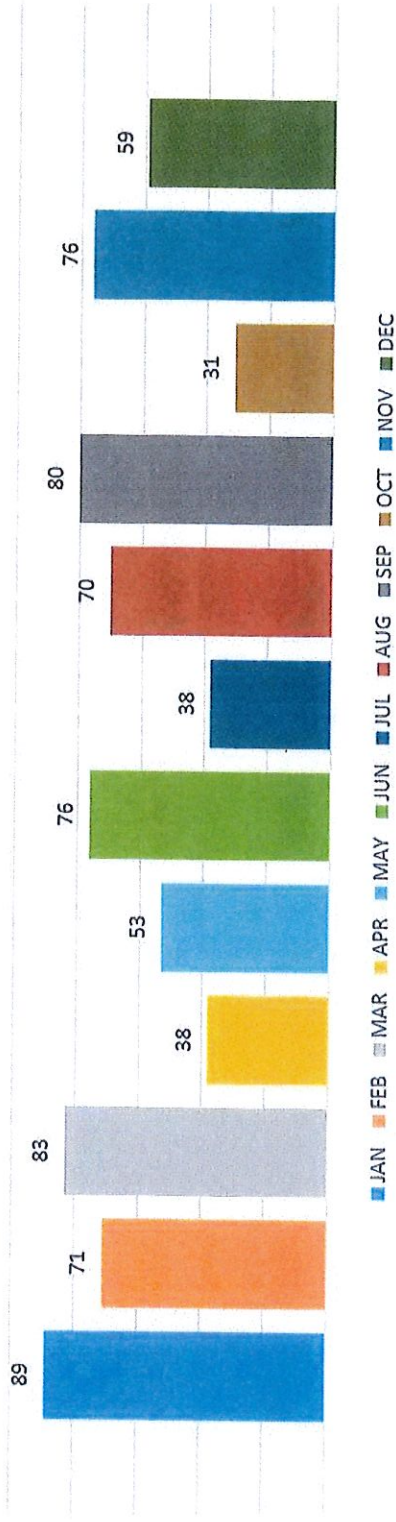
## CLEARED CASES



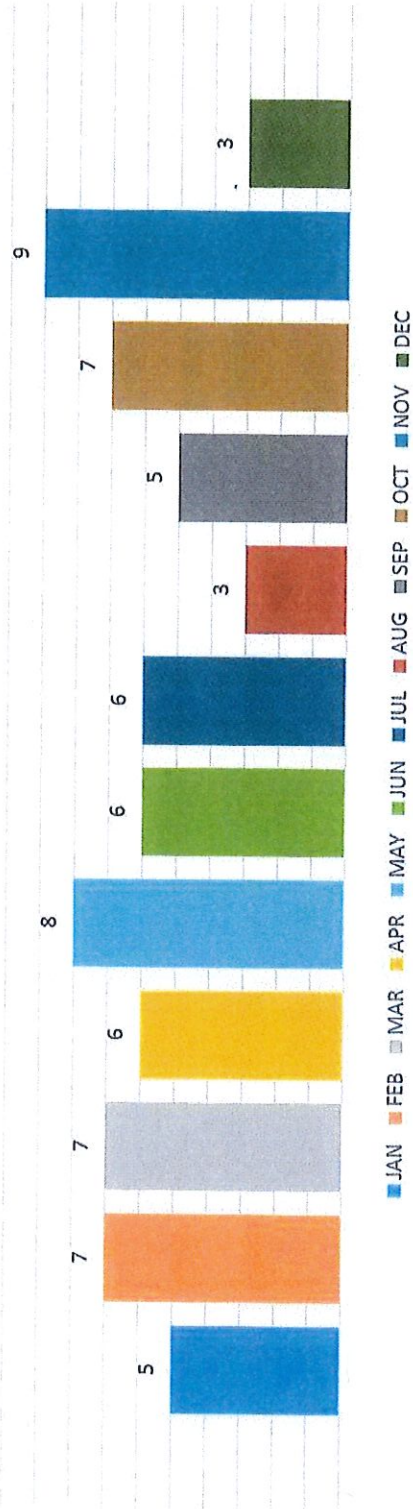


# KENEDY POLICE DEPARTMENT MONTHLY STATISTIC REPORTS

## BUILDING CHECKS

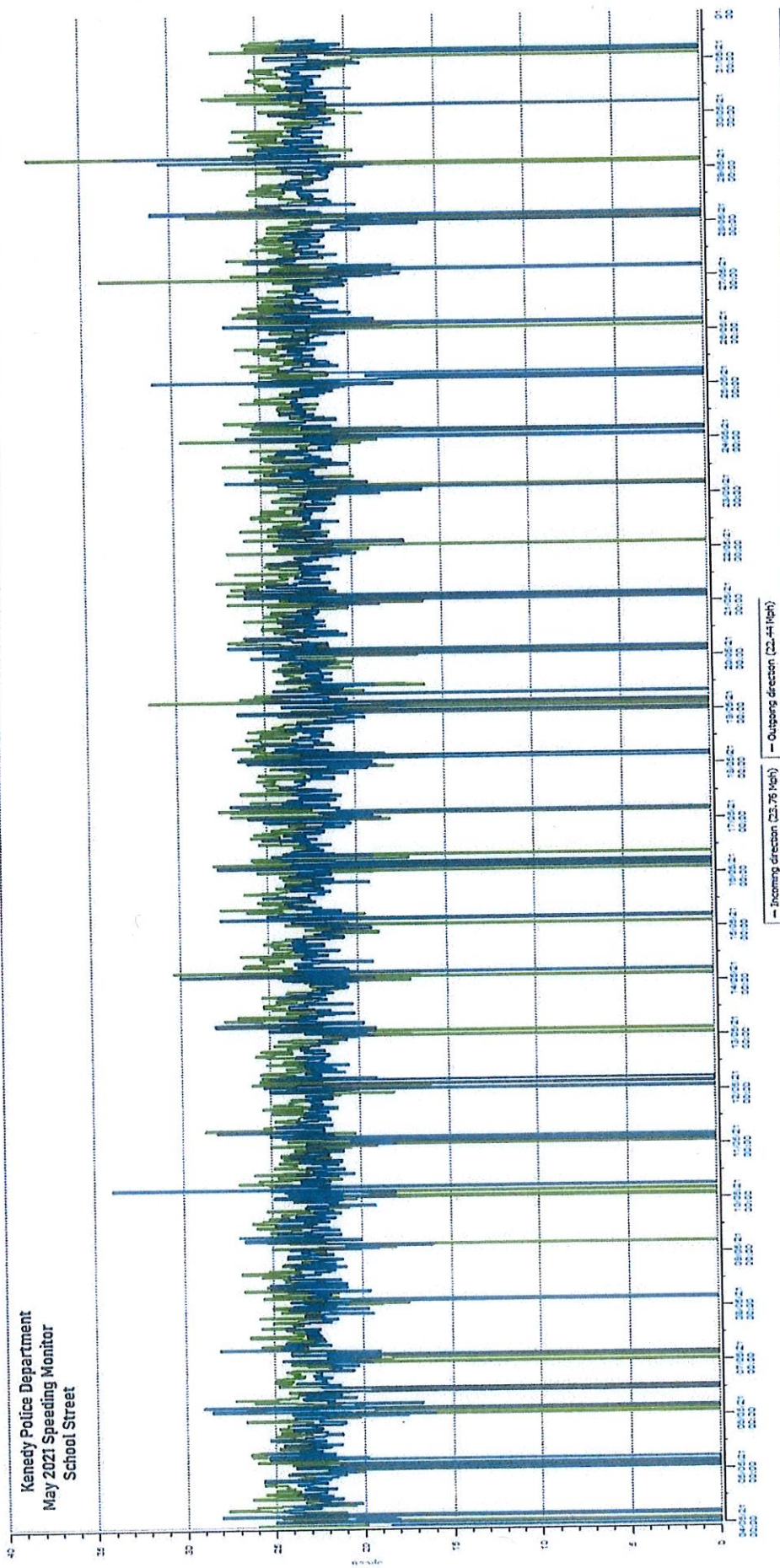


## ASSAULTS/SEXUAL



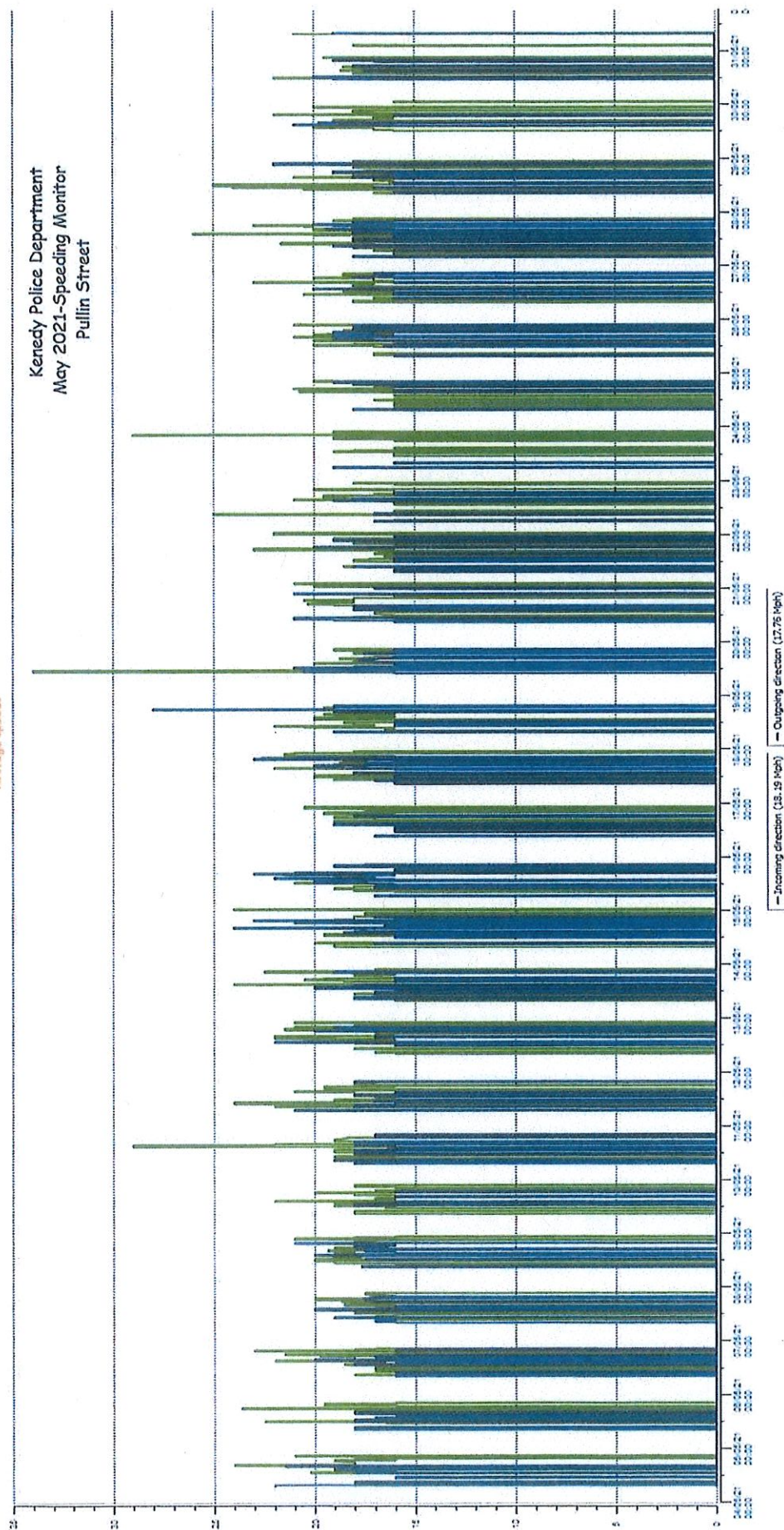


## spreads evenly



Average speeds

Kenedy Police Department  
May 2021-Speeding Monitor  
Pullin Street





Animal Control -- May 2020 totals

Service Calls: 34

Dog Pickup: 14

Cat Pickup: 21

Dead Animal Pickup: 14

Cat Euthanized: 15

Dog Euthanized: 6

Owner Reclaim: 3

Adoption: 1

Rescue Group: 12

Bat: 0

Snake: 2

Opossum: 1

Raccoon: 2

Fox: 0

Armadillo: 1

Warning Issued: 2

Citation Issued: 2





303 WEST MAIN STREET  
KENEDY, TEXAS 78119  
830-583-2230 – PHONE 830-583-2063 - FAX

---

## Building Department May 2021 Report

This month the City saw a slight decrease in utility permits due the abundance of rain for the month of May. Overall the department remained active in the community and increased the number of violation and warning letters. The department remains committed and focused on the departments goals. Below is the report for the month of May handled by the City's Building Department :

Issued the following permits for the month of May ;

Residential Building permits:

0 - Plumbing permits  
16 – Electrical permits  
0 – HVAC permit  
6 – Building permits

Residential Inspections:

4 - Plumbing Inspections  
12 - Electrical Inspections  
0 - HVAC Inspections

Commercial Building permits:

1 – Building permits

Commercial Building Inspections:

1 - Electrical Inspection

This department submitted 2 Commercial plans to Bureau Veritas for approval.

1- Structural  
1- Sprinkler system

Building department issued out the following WARNINGS/VIOLATIONS to residents that were not in compliance with the City ordinances. Owners of the property were issued violation letters and will have 15 Business days to correct the violations identified:

- 1- Zoning Violation: (Illegal RV placement) issued
- 8- Dangerous/Dilapidated Structures letters issued
- 4- Warnings issued
- 2- Violation letters issued

Future /current projects:

New businesses in Kenedy update



# BUILDING DEPARTMENT REPORT MAY 2021

	LOCATION	VIOLATION/PURPOSE	ACTION	STATUS
05/03/2021	Hwy 181 N.	Building information	City called citizen	Citizen was advised he needed to call City of Karnes City, CLOSED
05/03/2021	412 S. 6th. St.	Meter loop inspection	Meter loop inspection failed	Inspection failed, owner notified regrading failed inspection, ACTIVE
05/03/2021	402 Russell St.	Meter loop inspection	Meter loop inspection passed	City emailed AEP with ESID for service, CLOSED
05/03/2021	111 S. 2nd. St.	Building permit	Plan review cancelled	Bureau Veritas cancelled plan review only, CLOSED
05/03/2021	103 Hillside Dr.	Easement information	City was advised of easement issue	Issue was referred to Street department for evaluation, CLOSED
05/04/2021	321 Nichols St.	Plumbing inspection	Plumbing inspection requested	City emailed Bureau Veritas for a rough-in plumbing inspection, ACTIVE
05/05/2021	722 St. Mary's St.	Building permit	Permit fee paid for \$96.15	City issued a building permit for a 30'x50' carport, CLOSED
05/05/2021	1424 Elm St.	Gas inspection	Permit fee paid for \$150.75	City emailed Bureau Veritas for a gas re-inspection, ACTIVE
05/05/2021	124 Mourning St.	Fire sprinkler permit	Permit fee paid for \$126.15	City issued a fire sprinkler plan review to Bureau Veritas, ACTIVE
05/06/2021	102 S. Sunset Strip	Certificate of Occupancy	Certificate of Occupancy inspection failed	City advised owner that Certificate of Occupancy failed, ACTIVE
05/06/2021	614 W. Main St.	Building permit	Permit fee paid for \$76.92	City issued a building permit for three small rooms, CLOSED
05/06/2021	440 N. Sunset Strip	Meter loop inspection	Permit fee paid for \$126.15	City emailed Bureau Veritas for a meter loop inspection, ACTIVE
05/06/2021	600 Cottonwood St.	Meter loop inspection	Permit fee paid for \$126.15	City emailed Bureau Veritas for a meter loop inspection, ACTIVE
05/06/2021	321 Nichols St.	Plumbing inspection	Plumbing inspection passed	Inspection passed, Bureau Veritas passed rough-in plumbing, CLOSED
05/07/2021	120 Bluebonnet Dr.	Building permit	Permit fee paid for \$226.35	City issued a building permit for a 22'x21' carport, CLOSED
05/07/2021	503 Cottonwood St.	Meter loop inspection	Meter loop inspection passed	City emailed AEP with ESID for service, CLOSED
05/07/2021	1424 Elm St.	Gas inspection	Gas inspection failed	Inspection failed, owner notified regrading failed inspection, ACTIVE
05/10/2021	491 N. Sunset Strip; Suite 106	Meter loop inspection	Permit fee paid for \$126.15	City emailed Bureau Veritas for a meter loop inspection, ACTIVE
05/11/2021	412 S. 6th. St.	Meter loop inspection	Permit fee paid for \$96.15	City emailed Bureau Veritas for a meter loop inspection, ACTIVE
05/12/2021	107 N. Sunset Strip	Fire sprinkler violation	Inspection passed	Allied Fire protection passed inspection, blue tagged, CLOSED
05/12/2021	249 Booe St.	Zoning requirements	Advised owner regarding zoning	City advised owner regarding zoning issues, CLOSED
05/12/2021	215 W. Dailey St.	Building permit	Permit fee paid for \$76.92	City issued a building permit for a 20'x30' portable carport, CLOSED
05/13/2021	320 S. 6th. St.	Gas inspection	Permit fee paid for \$126.15	City emailed Bureau Veritas a gas inspection, ACTIVE
05/13/2021	1424 Elm St.	Gas inspection	Permit fee paid for \$96.15	City emailed Bureau Veritas a gas re-inspection, ACTIVE
05/13/2021	412 S. 6th. St.	Meter loop inspection	Meter loop inspection passed	City emailed AEP with ESID for service, CLOSED
05/13/2021	491 N. Sunset Strip; Suite 106	Meter loop inspection	Meter loop inspection failed	Inspection failed, owner notified regrading failed inspection, ACTIVE
05/14/2021	505 Goliad St.	Demolition permit	Permit fee paid for \$1.00	City issued a demolition permit for a single family home, ACTIVE
05/14/2021	1424 Elm St.	Gas inspection	Gas inspection passed	City emailed Centerpoint for service, CLOSED
05/14/2021	320 S. 6th. St.	Gas inspection	Gas inspection passed	City emailed Centerpoint for service, CLOSED
05/14/2021	491 N. Sunset Strip; Suite 106	Meter loop inspection	Permit fee paid for \$96.15	City emailed Bureau Veritas for a meter loop inspection, ACTIVE
05/14/2021	491 N. Sunset Strip; Suite 106	Meter loop inspection	Meter loop inspection failed	Inspection failed, owner notified regrading failed inspection, ACTIVE
05/17/2021	508 State Hwy 72 E.	Dangerous structure	City inspected property	City mailed off a violation letter to owner, ACTIVE
05/17/2021	406 FM 792	Dangerous structure	City inspected property	City mailed off a violation letter to owner, ACTIVE
05/17/2021	402 E. Houston St.	Dangerous structure	City inspected property	City mailed off a violation letter to owner, ACTIVE
05/17/2021	319 E. Live Oak	Dangerous structure	City inspected property	City mailed off a violation letter to owner, ACTIVE
05/17/2021	1317 School St.	Dangerous structure	City inspected property	City mailed off a violation letter to owner, ACTIVE
05/17/2021	1317 Ruhmann St.	Dangerous structure	City inspected property	City mailed off a violation letter to owner, ACTIVE
05/17/2021	503 Lavaca St.	Dangerous structure	City inspected property	City mailed off a violation letter to owner, ACTIVE
05/17/2021	300 Block of E. Live Oak	Dangerous structure	City inspected property	City emailed Bureau Veritas for a meter loop re-inspection, ACTIVE
05/17/2021	304 S. 2nd. St.; Unit B	Meter loop inspection	Permit fee paid for \$96.15	City emailed AEP with ESID for service, CLOSED
05/18/2021	304 S. 2nd. St.; Unit B	Meter loop inspection	Meter loop inspection passed	City and County office issued 911 address, CLOSED
05/18/2021	900 Maytag St.	Addressing	Issued a 911 address	City and County office issued 911 address, CLOSED
05/18/2021	902 Maytag St.	Addressing	Issued a 911 address	City and County office issued 911 address, CLOSED
05/18/2021	124 Mourning St.	Fire sprinkler permit	Fire sprinkler plan review passed	Bureau Veritas approved fire sprinkler plan review, CLOSED

[illegible]

# BUILDING DEPARTMENT REPORT MAY 2021

	3	3	
	Certificate of Occupancy	911 addresses issued	
	0	2	
	Dangerous structure violations	Zoning violations	
	8	1	
	Warning letters issued	Plan Reviews	
	4	\$2.00	
	Fees collected, all inspections and permits		
	\$3,893.68		



303 WEST MAIN STREET  
KENEDY, TEXAS 78119  
830-583-2230 – PHONE 830-583-2063 - FAX

---

## Code Compliance May 2021 Report

Below I will be listing all the cases we have closed/open/active/ for the month of May and as of right now all the cases are up to date

### **Closed Cases: 4 Total**

102 Runge St. (High weeds/grass/shrubs)  
809 N 5<sup>th</sup> St. (High weeds/grass/shrubs) (trash/rubbish/junk metal)  
542 E Houston St. (High weeds/grass/shrubs)  
202 Dailey St. (junk/abandoned vehicle)

### **Warnings Issued: 8 Total**

1325 Nueces St. (trash/rubbish/junk metal)  
518 E Houston St. (trash/rubbish/junk metal)  
1110 St. Mary's St. (trash/rubbish/junk metal)  
1324 Nueces St. (Junk/Abandoned Vehicle)  
127 Pecan St. (trash/rubbish/junk metal) (dangerous/abandoned building) (High weeds/grass/shrubs)  
123 Pecan St. (High weeds/grass/shrubs) (dangerous/abandoned building)  
804 St. Mary's St. (High weeds/grass/shrubs)  
O Waco St. (Empty Lot) (High weeds/grass/shrubs)

### **Active Cases: 14 Total**

417 S 5<sup>th</sup> St. (dangerous/abandoned building)  
1318 Nueces St. (High weeds/grass/shrubs)  
503 Lavaca St. (dangerous/abandoned building) (trash/rubbish/junk metal)  
418 S 4<sup>th</sup> St. (trash/rubbish/junk metal)  
768 Fm 743 (junk/abandoned vehicle) (trash/rubbish/junk metal)  
622 Tilden St. (dangerous/abandoned building)  
912 S 9<sup>th</sup> St. (junk/abandoned vehicle)

108 W Dailey St. (High weeds/grass/shrubs) (dangerous/abandoned building)  
510 Goff St. (High weeds/grass/shrubs) (dangerous/abandoned building)  
505 Goliad St. (High weeds/grass/shrubs) (dangerous/abandoned building)  
1102 Maytag St. (High weeds/grass/shrubs) (dangerous/abandoned building)  
413/407 Goliad St. (dangerous/abandoned building) (trash/rubbish/junk metal)  
115 W Dailey St. (trash/rubbish/junk metal)  
303 S 7<sup>th</sup> St. (High weeds/grass/shrubs)

The following active cases listed above are being monitored and some are waiting for violation letters to be claimed or to see if they will be sent back unclaimed, and some of the properties are in the process of being cleaned by the owners and I inform them that as long as progress is being made and they are attempting to correct the violation I will give them extra days to get it cleaned up but once I see no progress is being made I will act on the violation and take next step to get it cleaned and send the owners a bill via certified mail.

**Listed below are the properties I cleaned due to owners not responding to the violation letters and not making contact with our office nor attempting to correct the violation themselves.**

102 Runge St. (High weeds/grass/shrubs) Amount Due: \$377.55

**We filed 2(two) liens this month on 2(two) Litter Control- grass cases**

519 Tilden St. Total Amount: \$505.00

100 Block of Helena Rd. Total Amount: \$382.00

Public Dump- 40 Residents utilized the roll offs.

We have started the new schedule at the roll offs and the hours are:

Mon. Wed. Fri. 8:30AM-11:30AM 1:30PM-4:30PM

Every Sat. 8AM-12PM

6-03-2021 3:09 PM

## D E T A I L L I S T I N G

PAGE: 1

FUND : 10 -GENERAL FUND

PERIOD TO USE: Oct-2020 THRU Sep-2021

DEPT : 06 STREET DEPARTMENT

ACCOUNTS: 06-620.07 THRU 06-620.07

POST DATE TRAN # REFERENCE PACKET=====DESCRIPTION===== VEND INV/JE # NOTE =====AMOUNT===== =====BALANCE=====

06-620.07 TRANSFERS TO PAVING CAP IMP PR

B E G I N N I N G B A L A N C E

0.00

10/31/20	10/22	B02963	Deposit 103120	02698	RECURRING TRANS - PAVING	JE# 009223	16,666.67	16,666.67
			=====		OCTOBER ACTIVITY DB:	CR: 0.00	16,666.67	
11/25/20	11/25	A10813	CHK: 026782	02835	SLP CONSTRUCTORS, INC 2060	20201123-5	80,704.85	97,371.52
11/25/20	12/03	B03196	CK26782	02748	MOVE SLP PAVING PMT	JE# 009388	80,704.85CR	16,666.67
11/30/20	11/09	B03071	113020	02734	PAVING TRANSFER	JE# 009316	16,666.67	33,333.34
			=====		NOVEMBER ACTIVITY DB:	CR: 80,704.85CR	16,666.67	
12/28/20	12/29	B03305	Deposit 000000	02765	RECURRING PAVING TRANSFER	JE# 009460	16,666.67	50,000.01
			=====		DECEMBER ACTIVITY DB:	CR: 0.00	16,666.67	
1/30/21	2/02	B03443	Deposit 013021	02773	PAVING TRANSFER	JE# 009532	16,666.67	66,666.68
			=====		JANUARY ACTIVITY DB:	CR: 0.00	16,666.67	
2/11/21	2/12	A11949	CHK: 027192	02884	SLP CONSTRUCTORS, INC 2060	202124-01	35,045.00	101,711.68
2/11/21	2/12	A11955	CHK: 027192	02884	SLP CONSTRUCTORS, INC 2060	202124-2	81,076.85	182,788.53
2/12/21	4/05	B03654	E.F.T. 021221	02791	CK 27192 SLP PMT RECLASS	JE# 009625	81,076.85CR	101,711.68
2/12/21	4/05	B03654	E.F.T. 021221	02791	CK 27192 SLP PMT	JE# 009625	35,045.00CR	66,666.68
2/28/21	2/05	B03481	EFT	02782	RECURR. PAVING PD TRANSFER	JE# 009567	16,666.67	83,333.35
			=====		FEBRUARY ACTIVITY DB:	CR: 116,121.85CR	16,666.67	
3/31/21	3/19	B03595	Deposit 033120	02792	RECURRING PAVING TRANSFER	JE# 009623	16,666.65	100,000.00
			=====		MARCH ACTIVITY DB:	CR: 0.00	16,666.65	
4/30/21	5/04	B03767	Deposit 043021	02798	PAVING TRANSFER	JE# 009705	16,666.66	116,666.66
4/30/21	5/05	B03772	Deposit 043021	02803	SLP EAST GRAHAM	JE# 009708	28,035.20	144,701.86
			=====		APRIL ACTIVITY DB:	CR: 0.00	44,701.86	
5/04/21	5/05	A13101	CHK: 027587	02931	SLP CONSTRUCTORS, INC 2060	2021430-1-2	31,977.49	176,679.35
5/05/21	5/06	B03777	INV 2021430-1	02805	SLP INVOICES PD MAY FOR APRIL	JE# 009711	31,977.49CR	144,701.86
5/26/21	5/28	A13449	CHK: 027710	02945	SLP CONSTRUCTORS, INC 2060	2021430-1-2-3	16,082.85	160,784.71
5/31/21	6/03	B03899	Deposit 053121	02816	RECURRING PAVING TRANS	JE# 009776	16,666.67	177,451.38
5/31/21	6/03	B03900	Deposit 053121	02816	PAVING TR GEN ST TO FD 403CIP	JE# 009777	4,005.03	181,456.41
			=====		MAY ACTIVITY DB:	CR: 31,977.49CR	36,754.55	
			=====		ACCOUNT TOTAL DB:	CR: 228,804.19CR		



# Park Department

## Report for May 2021

### Sports Complex

Park crew worked on dragging/sweeping the fields **20** days, cleaning up and removing trash from the receptacles **24** days, and weed trimming around the fields **8** days.

During the month of May, the complex has hosted **38** Little League games, **5** Kenedy High School and Middle School games, and **13** High School Playoff games for both baseball & softball.

### Kid Park and Pavilion

Park crew mowed and weed trimmed in the Kid Park **7** days, and picked up trash **20** days, trimmed up and hauled off the trees **6** days. Crew cleaned up the Pavilion **12** days.

### Walking Trail, Bridge, Basketball Court, & Gazebo

Crews mowed and weed trimmed around the Walking Trail, Basketball courts, Bridge, Gazebo **8** days. Crews picked up trash from around the Walking Trail, Basketball courts, Bridge, Gazebo **21** days. Crew trimmed up trees in these areas for **2** days. Crew hauled water to the trees along the walking trail **2** days.

### Nottingham Lots and Soccer Fields

Park crew mowed and weed trimmed the lots and soccer field **4** days, and picked up trash in this area **9** days.



# Street Department

## Report for May 2021

### STREETS and MOWING

Street crews worked on Hand Patching/Grading for a total of **12** days, and using **75.1** cubic yards of Type D Asphalt.

Street crews worked on patching **98** Pot Holes during an **11** day stretch, and used **38.2** cubic yards of Type D Asphalt. Total Type D Asphalt used for the month: **113 CY**

Crews worked on drainage for **6** days, and used **23.1** cubic yards of Base, and used **5** bags of Portland cement.

Crews also Swept a total of **14** days.

Crews Mowed and Weed Trimmed **38** Roadway during the month.

### SIGNS, ETC.

Crew Removed **1** Signs, and Repaired **4** Signs. Crews used a total of **4** bags of ready-mix cement on the sign being installed and repaired.

### CONSTRUCTION

Crews worked on the parking area at the entrance of the park for 3 days doing some hand patching, and also worked inside the sports complex adding top soil along the concrete walkway. A total of **21** cubic yards of top Soil was used along the walkway, and a total of **48** cubic yards of top soil in the park.

### Misc.

Crews worked on picked up **14** Trailer Loads of brush, and hauled it to the Collection Station.

Crews Replaced **12** Trash Carts, Delivered **1** Additional Cart and **4** New Cart, and went to place handicap stickers on **2** trash carts.

Crews picked up trash from the receptacles in downtown and City Hall **8** days.





## **City Secretary Report**

**May 2021**

### **City Secretary Report**

- For the month of May the City had one new hire in Administration. There was one separation in the Street Department.
- There are several vacancies (Streets/Parks/Utility Billing) that will be going for advertisement, in the Karnes Countywide and TML, in the Month of June.

### **Fire Report**

- Responded to 9 calls and 2 cancellations
  - 1 water well drilling rig fire assist Karnes City Fire Dept.
  - 2 gas leak
  - 2 car fire
  - 2 fire alarm call
  - 1 power line fire
  - 1 assist Karnes County Sheriff's Office in opening atm for game room
- Fire Chief Bryan and 1<sup>st</sup> Captain attended the quarterly Fire Chiefs Meeting in Portland, TX.
- KVFD assisted the Kenedy Elementary setting up the dunking booth for the annual fun day event.
- Karnes County Training Center Grand Opening moved to June 2<sup>nd</sup> due to weather.

### **Court Report**

- Saw 136 defendants and collected a total of \$26,420.86 with a net to the City of \$20,465.08.



Kenedy Volunteer Fire Department  
303 W. Main  
Kenedy, Texas 78119

"Always Ready"

---

## Kenedy Volunteer Fire Dept. MAY Monthly Report 2021

Kenedy VFD responded to 9 call and 2 cancellations at the station for the month of May2021

- 1-Water well drilling rig fire assist Karnes City fire department
- 2-gas leak
- 2-car fire
- 2-fire alarm call
- 1-power line fire
- 1-assit Karnes County Sheriff's office in opening atm for game room

KVFD Fire Chief Juan Bryan and 1<sup>st</sup> Captain attended the quarterly Fire Chiefs Association meeting in Portland Texas on May 25<sup>th</sup>

KVFD assisted the Kenedy Elementary school by helping them set up there dunking booth during there annual fun day for the end of the year for the kids.

Karnes county training center grand opening moved to be open on June 2<sup>nd</sup>, 2021 due to weather.

# CITY OF KENEDY- MUNICIPAL COURT REPORT

---



**MAY 2021**

**JUDGE LEE AZOPARDI**

## Deposit Listing

Receipt Number	Cause Number	Date of Receipt	Cash	Money Order	Cashier Check	Other Checks	Jail Transfers	Community Cred-Card/ Service Transfers	Total
0080123838	MC2021-0224	05-03-2021	MISC: PAID BY CARD IN PERS					66.00	66.00
	GELY CINTRON, AIXA JULISSA								
0080123839	MC2020-1188	05-03-2021	MISC: 19-172139502						66.00
	MEJIA, TRINITY MCKAYLA			66.00					
0080123840	MC2020-1050	05-03-2021	MISC: WEB PAYMENT					431.00	431.00
	SCHRECK, DAVID JAMES								
0080123841	MC2020-1059	05-03-2021	MISC: PAID BY CARD IN PERS					100.00	100.00
	DELOSSANTOS, HAVEN								
0080123842	MC2021-0161	05-03-2021	MISC: WEB PAYMENT					334.00	334.00
	PUEENTE, TITUS JORDAN								
0080123843	MC2020-0188	05-03-2021	MISC: PAID IN FULL BY SELF					331.00	331.00
	GONZALEZ, KENIA VIANET								
0080123844	MC2019-0218	05-03-2021	MISC: 27278027166						100.00
	MARTINEZ, ROXANNE			100.00					
0080123845	MC2021-0279	05-03-2021	MISC: PAID BY CARD IN PERS					199.00	199.00
	MEDINA, SYLVIA								
0080123846	MC2020-1359	05-04-2021	MISC: PAID BY PHONE W CC					66.00	66.00
	VASQUEZ, MARIA LINDA								
0080123847	MC2021-0531	05-04-2021	MISC: PAID BY CARD OVER PH					531.00	531.00
	BUSTOS, OSCAR								
0080123848	MC2020-0231	05-04-2021	MISC: PAID BY CASH BY SELF						40.00
	GARCIA, JANET REBECCA			40.00					
0080123849	MC2017-0804	05-04-2021	MISC: 21002389201						20.00
	VERNON, ALLAN WALLACE			20.00					
0080123850	MC2021-0475	05-05-2021	MISC: PAID BY PHONE W CC					209.00	209.00
	TIPTON, KIMBERLY KOUCHES								
0080123851	MC2021-0363	05-05-2021	MISC: WEB PAYMENT					531.00	531.00
	MCDONALD, GARY GLENN								
0080123852	MC2019-0173	05-05-2021	MISC: WEB PAYMENT					377.30	377.30
	ARELLANO, JOSE J								
0080123853	MC2020-0633	05-05-2021	MISC: WEB PAYMENT					346.97	346.97
	GARZA, EUNICE VALE								
0080123854	MC2021-0474	05-05-2021	MISC: WEB PAYMENT					531.00	531.00
	OFORI, OSEI MANU								
0080123855	MC2020-1229	05-05-2021	MISC: PAID BY PHONE W CC					30.00	30.00
	VILLANUEVA, DAVID MATTHEW								
0080123856	MC2020-0880	05-05-2021	MISC: 19-252404150						91.00
	RODRIGUEZ, DAVID LEOBARD			91.00					
0080123857	MC2021-0324	05-05-2021	MISC: 19-245942185						58.00
	VILLALOBOS, MARIAH LYNN			58.00					
0080123858	MC2021-0518	05-05-2021	MISC: WEB PAYMENT						209.00
	PAWLIK, JAMES DANIEL			209.00					
0080123859	MC2020-0176	05-05-2021	MISC: PAID BY CREDIT CARD					227.00	227.00
	FLORES, RENE								
0080123860	MC2020-1231	05-05-2021	MISC: PAID BY PHONE W CC					10.00	10.00
	VILLANUEVA, DAVID MATTHEW								
0080123861	MC2020-1232	05-05-2021	MISC: PAID BY CARD OVER PH					20.00	20.00
	VILLANUEVA, DAVID MATTHEW								
0080123862	MC2021-0344	05-05-2021	MISC: WEB PAYMENT					199.00	199.00
	RAMIREZ, JOE ANTHONY								
0080123863	MC2019-0568	05-05-2021	MISC: 27278027245						62.00
	SOLIZ, LUIS JR			62.00					
0080123864	MC2020-1340	05-05-2021	MISC: BY SELF IN CASH						70.00
	PACHECO, ANTHONY LEE			70.00					
0080123865	MC2019-0815	05-06-2021	MISC: 19-252138720						80.00
	REYNA, DIA			80.00					
0080123866	MC2019-0365	05-06-2021	MISC: 21002389320						70.00
	MEDINA, MICHAEL LEE			70.00					
0080123867	MC2020-0574	05-06-2021	MISC: PAID BY PHONE W CC					100.00	100.00
	GUTIERREZ, AGUSTIN								
0080123868	MC2021-0543	05-06-2021	MISC: WEB PAYMENT					209.00	209.00
	MIJARES, MELINA E								
0080123869	MC2021-0544	05-06-2021	MISC: WEB PAYMENT					181.00	181.00
	MIJARES, MELINA E								
0080123870	MC2020-1189	05-06-2021	MISC: CIRCLE OF ANGELS					234.00	234.00
	MARTINEZ, SHELLEY MONIQUE								
0080123871	MC2020-1190	05-06-2021	MISC: CIRCLE OF ANGELS					172.00	172.00
	MARTINEZ, SHELLEY MONIQUE								
0080123872	MC2012-5951	05-06-2021	MISC: TDCJ JAIL TIME CREDI				325.00		325.00
	JOHNSON, BRANDON JAMES								
0080123873	MC2017-0855	05-10-2021	MISC: CASH BY MOM						112.50
	LEWIS, DUSTY ANN			112.50					

## Deposit Listing

Receipt Number	Cause Number	Date of Receipt	Cash	Money Order	Cashier Check	Other Checks	Jail Transfers	Community Cred-Card/Service Transfers	Total
0080123874	MC2017-0856	05-10-2021	MISC: PAID BY CASH BY MOM						288.10
	LEWIS, DUSTY ANN		288.10						
0080123875	MC2020-0387	05-10-2021	MISC: PAID BY MOM IN CASH						393.30
	LEWIS, DUSTY ANN		393.30						
0080123876	JUV2020-0920	05-11-2021	MISC: PAID BY CARD IN PERS					90.00	90.00
	DIAZ, BRYEC JOHNSON CAGE								
0080123877	JUV2020-0282	05-11-2021	MISC: PAID BY CARD IN PERS					90.00	90.00
	DIAZ, BRYEC JOHNSON CAGE								
0080123878	JUV2020-0281	05-11-2021	MISC: paid by phone wcc					33.00	33.00
	FOLEY, JALIL TRISTIAN								
0080123879	MC2020-1325	05-11-2021	MISC: PAID BY PHONE BY MOM					173.92	173.92
	MEZA, NOAH PAULL								
0080123880	MC2020-0999	05-11-2021	MISC: 26299645424						159.00
	SEPULVEDA, UBALDO		159.00						
0080123881	MC2021-0462	05-11-2021	MISC: 4089482343						91.00
	BRADLEY, BRAD DONNEL		91.00						
0080123882	MC2021-0089	05-11-2021	MISC: 1307463835						100.00
	WALKER, ROBERT LEE		100.00						
0080123883	MC2020-0278	05-11-2021	MISC: 210023893167						88.40
	WALLACE, DRU DENTON		88.40						
0080123884	MC2020-0782	05-11-2021	MISC: FONTIER BANK OF AM #						174.00
	TAYLOR, SEAN WESLEY		174.00						
0080123885	MC2020-0358	05-11-2021	MISC: BRANDON CUSTOMS HOME						134.00
	BELK, BRANDON MCBRIDE					134.00			
0080123886	MC2021-0049	05-11-2021	MISC: TX STALLION EXPRESS						281.19
	RIVERA-LOPEZ, FRANCISCO					281.19			
0080123887	MC2018-0925	05-11-2021	MISC: 7771701515						94.00
	JUAREZ, JOSE FUENTEZ		94.00						
0080123888	MC2020-1342	05-11-2021	MISC: PAID BY PHONE W CC					66.00	66.00
	GONZALES, ERMA GUTIERREZ								
0080123889	MC2020-1322	05-11-2021	MISC: PAID BY PHONE W CC					66.00	66.00
	GONZALES, ERMA GUTIERREZ								
0080123890	MC2021-0162	05-11-2021	MISC: PAID BY PHONE W CC					50.00	50.00
	RAMIREZ, RENEE								
0080123891	MC2015-9525	05-11-2021	MISC: PAID BY PHONE W CC					411.00	411.00
	PEREZ, ELOY								
0080123892	MC2021-0487	05-11-2021	MISC: TX CHAMPION BANK #16						184.00
	DANMIER, OSCAR					184.00			
0080123893	MC2021-0010	05-13-2021	MISC: WEB PAYMENT					91.00	91.00
	PACHECO, RODOLFO JR								
0080123894	MC2018-0916	05-11-2021	MISC: PAID BY SELF IN CASH						50.00
	SOLIS, RUBEN		50.00						
0080123895	MC2021-0573	05-12-2021	MISC: PAID BY CASH						200.00
	GONZALEZ, CHRISTINE MARIE		200.00						
0080123896	MC2019-0655	05-12-2021	MISC: PAID BY CASH						50.00
	GONZALEZ, CHRISTINE MARIE		50.00						
0080123897	MC2020-0292	05-12-2021	MISC: 21002389392						100.00
	ROSALES, ABEL		100.00						
0080123898	MC2015-0487	05-12-2021	MISC: PAID BY CC BY PHONE					100.00	100.00
	SALINAS, BELINDA								
0080123899	MC2021-0478	05-13-2021	MISC: 21002389397						40.00
	RANGEL, LUCIO		40.00						
0080123900	MC2020-1056	05-14-2021	MISC: WEB PAYMENT					246.00	246.00
	DE LA GARZA, NOE ALEJANDRO								
0080123901	MC2021-0516	05-14-2021	MISC: WEB PAYMENT					91.00	91.00
	ALEMAN MIRANDA, FERNANDO								
0080123902	MC2021-0510	05-14-2021	MISC: WEB PAYMENT					209.00	209.00
	BORDOVSKY, CARILEE RENAE								
0080123903	MC2020-1259	05-14-2021	MISC: WEB PAYMENT					174.00	174.00
	SANCHEZ, JOE RICHARD								
0080123904	MC2021-0534	05-14-2021	MISC: WEB PAYMENT					531.00	531.00
	BRYANT, WILLIAM CROSSLEY								
0080123905	MC2021-0223	05-14-2021	MISC: WEB PAYMENT					219.00	219.00
	LEDESMA, CESAR								
0080123906	MC2021-0420	05-14-2021	MISC: WEB PAYMENT					531.00	531.00
	MALDONADO MATOS, ALEX OMAR								
0080123907	MC2021-0343	05-14-2021	MISC: WEB PAYMENT					531.00	531.00
	ARCE, DECIDERIO III								
0080123908	MC2021-0492	05-14-2021	MISC: WEB PAYMENT					209.00	209.00
	HERNANDEZ, LIOVER LEON								
0080123909	MC2021-0493	05-14-2021	MISC: WEB PAYMENT					181.00	181.00
	HERNANDEZ, LIOVER LEON								



## Deposit Listing

Receipt Number	Cause Number	Date of Receipt	Cash	Money Order	Cashier Check	Other Checks	Jail Transfers	Community Service	Cred-Card/ Transfers	Total
0080123910	MC2021-0535	05-14-2021	MISC: WEB PAYMENT						531.00	531.00
	WARD, DONALD GENE									
0080123911	MC2021-0556	05-14-2021	MISC: WEB PAYMENT						531.00	531.00
	SANCHEZ, JOSE MANUEL									
0080123912	MC2020-0510	05-14-2021	MISC: CIRCLE OF ANGELS					221.50		221.50
	MORALES, RAUL REYNALDO JR.									
0080123913	MC2021-0117	05-14-2021	MISC: WEB PAYMENT						66.00	66.00
	TREVINO, LUIS									
0080123914	MC2021-0262	05-14-2021	MISC: WEB PAYMENT						107.00	107.00
	HERRERA, REMIJIO									
0080123915	MC2021-0009	05-14-2021	MISC: WEB PAYMENT						91.00	91.00
	HERNANDEZ, RODOLFO									
0080123916	MC2021-0030	05-14-2021	MISC: WEB PAYMENT						79.20	79.20
	DILES, STEVEN BOYD									
0080123917	MC2021-0427	05-17-2021	MISC: PAID BY SELF							94.00
	PEREZ, ISAAC		94.00							
0080123918	MC2021-0428	05-17-2021	MISC: PAID BY SELF							6.00
	PEREZ, ISAAC		6.00							
0080123919	MC2021-0318	05-17-2021	MISC: PAID BY CARD						25.00	25.00
	MARTINEZ, CHRISTINA MARIE									
0080123920	MC2019-0590	05-17-2021	MISC: PAID BY SELF							50.00
	MEDINA, CHRISTOPHER BRYAN		50.00							
0080123921	MC2021-0460	05-18-2021	MISC: WEB PAYMENT						381.00	381.00
	BROEFFLE, ROBERT WILLIAM									
0080123922	MC2021-0497	05-18-2021	MISC: WEB PAYMENT						72.84	72.84
	ACOSTA, ANGEL									
0080123923	MC2021-0327	05-18-2021	MISC: WEB PAYMENT						100.00	100.00
	DIAZ, TABITHI LYNN									
0080123924	MC2021-0507	05-18-2021	MISC: WEB PAYMENT						531.00	531.00
	CAMERE, RANDY RAYMOND									
0080123925	MC2021-0334	05-18-2021	MISC: WEB PAYMENT						531.00	531.00
	DELATORRE-RODRIGUEZ, GERARDO									
0080123926	MC2020-0587	05-18-2021	MISC: WEB PAYMENT						182.00	182.00
	NORTHERN, KELTON CARVELLE									
0080123927	MC2021-0096	05-18-2021	MISC: WEB PAYMENT						136.50	136.50
	RENDON, STEPHEN									
0080123928	MC2021-0332	05-19-2021							234.00	234.00
	QUIROZ, JUAN ANGEL									
0080123929	MC2020-1085	05-19-2021	MISC: 19-252426407							36.99
	FUENTES, JOE LEE		36.99							
0080123930	MC2021-0512	05-19-2021	MISC: SECURITY SERVICE #90							144.00
	GRANDERSON, DAVID WAYNE				144.00					
0080123931	MC2021-0557	05-19-2021	MISC: WEB PAYMENT						531.00	531.00
	RAMOS, SERGIO									
0080123932	MC2020-1291	05-20-2021	MISC: WEB PAYMENT						70.00	70.00
	DAVID, JACOB									
0080123933	MC2020-0585	05-20-2021	MISC: WEB PAYMENT						546.00	546.00
	GRAY, JERRY DON									
0080123934	MC2021-0465	05-20-2021	MISC: WEB PAYMENT						209.00	209.00
	ROWELL, COLBY DALE									
0080123935	MC2021-0610	05-20-2021	MISC: WEB PAYMENT						167.00	167.00
	LONGMIRE, SASHA ORION									
0080123936	MC2021-0509	05-20-2021	MISC: WEB PAYMENT						104.50	104.50
	MEDRANO, AURORA									
0080123937	MC2021-0542	05-20-2021	MISC: WEB PAYMENT						181.00	181.00
	BALLARD, JENNIFERMARIE GARZA									
0080123938	MC2020-0950	05-20-2021	MISC: 26727224962							66.00
	BRIONES, ROBERT LEE		66.00							
0080123939	MC2020-0576	05-24-2021	MISC: 4132977894							200.00
	RANSON, RANDY WAYNE		200.00							
0080123940	MC2021-0263	05-24-2021	MISC: 19-277551693							127.00
	COLUNGA, ADELITA		127.00							
0080123941	MC2021-0567	05-24-2021	MISC: WEB PAYMENT						209.00	209.00
	KOLIBA, WILLIAM MICHAEL									
0080123942	MC2021-0443	05-24-2021	MISC: WEB PAYMENT						181.00	181.00
	SAUCEDO, JORGE DAVID									
0080123943	MC2021-0483	05-24-2021	MISC: WEB PAYMENT						531.00	531.00
	FONSECA, RAUL ROBERTO									
0080123944	MC2021-0444	05-24-2021	MISC: WEB PAYMENT						209.00	209.00
	HELLER, MAYRA DEJESUS									
0080123945	MC2021-0116	05-24-2021	MISC: PAID BY SELF							66.00
	BARKLEY, JOSEPH TRENT		66.00							

## Deposit Listing

Receipt Number	Cause Number	Date of Receipt	Cash	Money Order	Cashier Check	Other Checks	Jail Transfers	Community Cred-Card/Service	Transfers	Total
0080123946	MC2021-0494	05-24-2021	MISC: WEB PAYMENT						144.00	144.00
	GARZA, LEROY RENE									
0080123947	MC2016-0738	05-24-2021	MISC: PAID BY SELF							20.00
	GONZALES, RENE		20.00							
0080123948	MC2021-0547	05-24-2021	MISC: 21002389460							199.00
	VALENZUELA, JEANELLE PATRICIA			199.00						
0080123949	MC2021-0276	05-25-2021	MISC: PAID BY MOM IN CASH							100.00
	VEATCH, HAILLY MAE		100.00							
0080123950	MC2020-0023	05-25-2021	MISC: 20991776897							186.90
	PRADO, GILBERTO III			186.90						
0080123951	MC2021-0213	05-25-2021	MISC: 26727224951							80.00
	MCCULLOUGH, KAITLYN SKYLAR			80.00						
0080123952	MC2021-0467	05-25-2021	MISC: WELLS FARGO #6862607							144.00
	OLDFIELD, PAULA K				144.00					
0080123953	MC2021-0570	05-25-2021	MISC: GPTRANSPORT INC #658						531.00	531.00
	VASQUEZ, SANTOS JR									
0080123954	MC2021-0601	05-25-2021	MISC: WEB PAYMENT						531.00	531.00
	FRAZIER, JAMORRIS JONTE									
0080123955	MC2021-0597	05-25-2021	MISC: WEB PAYMENT						531.00	531.00
	ZAPALSKI, TIMOTHY ALLEN									
0080123956	MC2021-0064	05-25-2021	MISC: WEB PAYMENT						216.90	216.90
	LONGORIA LEZAMA, GERSON HADAD									
0080123957	MC2021-0514	05-25-2021	MISC: WEB PAYMENT						531.00	531.00
	RAMOS ESCOBAR, DAVID G									
0080123958	MC2021-0248	05-25-2021	MISC: WEB PAYMENT						531.00	531.00
	CAMPOS, EDUARDO									
0080123959	MC2021-0527	05-25-2021	MISC: WEB PAYMENT						181.00	181.00
	GARCIA, ISMAEL									
0080123960	MC2020-0380	05-26-2021	MISC: WEB PAYMENT						273.00	273.00
	STREET, DEAN LENIER									
0080123961	MC2020-0179	05-26-2021	MISC: kenb #10077						50.00	50.00
	HARTSFIELD, MICHAEL									
0080123962	MC2018-0511	05-26-2021	MISC: WEB PAYMENT						179.60	179.60
	FRAGA, MERLINDA GONZALES									
0080123963	MC2018-0647	05-26-2021	MISC: WEB PAYMENT						297.56	297.56
	FRAGA, MERLINDA GONZALES									
0080123964	MC2021-0533	05-28-2021	MISC: CARD PAYMENT						181.00	181.00
	VILLARREAL, ARIANA NICHOLE									
0080123965	MC2021-0240	05-28-2021	MISC: WEB PAYMENT						91.00	91.00
	SANCHEZ, ESMERALDO JR									
0080123966	MC2020-0948	05-28-2021	MISC: WEB PAYMENT						26.99	26.99
	REYES, LAUREN ALYSSA									
0080123967	MC2020-1359	05-28-2021	MISC: WEB PAYMENT-CC						132.00	132.00
	VASQUEZ, MARIA LINDA									
0080123968	MC2020-0576	05-28-2021	MISC: 4132971585							100.00
	RANSON, RANDY WAYNE			100.00						
0080123969	MC2020-0116	05-28-2021	MISC: 27258069666							100.00
	ESTRADA, MIGUEL			100.00						
0080123970	MC2021-0250	05-28-2021	MISC: WEB PAYMENT						91.00	91.00
	MILES, JAMES WILLIAM									
0080123971	MC2021-0623	05-28-2021	MISC: 27237986370							144.00
	DILLON, DINA RAE			144.00						
0080123972	MC2014-8922	05-28-2021	MISC: WEB PAYMENT						134.10	134.10
	HERRERA, REBECCA CANTU									
0080123973	MC2014-8923	05-28-2021	MISC: WEB PAYMENT						65.90	65.90
	HERRERA, REBECCA CANTU									
0080123974	MC2021-0566	05-28-2021	MISC: WEB PAYMENT						109.20	109.20
	GONZALEZ, ELEAZAR JR									
0080123975	MC2021-0203	05-28-2021	MISC: 27278029113							42.00
	ALBIAR, JAIME			42.00						
0080123976	MC2021-0241	05-28-2021	MISC: WEB PAYMENT						91.00	91.00
	JACKSON, ROBERT									
00801236341	MC2021-0569	05-25-2021	MISC: GPTRANSPORT INC #658						531.00	531.00
	SANTELLANA, JUAN RICARDO									
Report Totals			1,539.90	2,710.29	462.00	1,711.19	325.00	627.50	19,997.48	27,373.36

## Deposit Listing

Receipt Number	Cause Number	Date of Receipt	Cash	Money Order	Cashier Check	Other Checks	Jail Transfers	Community Cred-Card/ Service Transfers	Total
Money Totals Breakdown									
							6,423.38		
							952.50		
							19,997.48		
							0.00		
							27,373.36		



**Money Distribution Report**

Receipt Cause/Defendant	Codes\Amounts	Total
80123838 MC2021-0224 05-03-2021 CCC 42.62 MAF 3.44 LCCC 9.63 TPRF 10.31 GELY CINTRON, AIXA JULISSA Credit Card PAID BY CARD IN P		66.00
80123839 MC2020-1188 05-03-2021 FINE 66.00 MEJIA, TRINITY MCKAYLA Money Order 19-172139502		66.00
80123840 MC2020-1050 05-03-2021 CCC 62.00 MAF 5.00 LCCC 14.00 TPRF 15.00 FINE 335.00 SCHRECK, DAVID JAMES Credit Card WEB PAYMENT		431.00
80123841 MC2020-1059 05-03-2021 CCC 62.00 MAF 5.00 LCCC 14.00 DEFF 19.00 DELOSSANTOS, HAVEN Credit Card PAID BY CARD IN P		100.00
80123842 MC2021-0161 05-03-2021 CCC 62.00 MAF 5.00 LCCC 14.00 LTFC 3.00 STF1 50.00 PUENTE, TITUS JORDAN Credit Card WEB PAYMENT	DEFF 200.00	334.00
80123843 MC2020-0188 05-03-2021 CCC 62.00 MAF 5.00 LCCC 14.00 FINE 250.00 GONZALEZ, KENIA VIANET Credit Card PAID IN FULL BY S		331.00
80123844 MC2019-0218 05-03-2021 CCC 40.00 TECH 4.00 MAF 5.00 JRF 4.00 JSF 6.00 MARTINEZ, ROXANNE Money Order 27278027166	MBSF 3.00 IDFE 2.00 TRPC 2.00 TPRF 15.00 CSRV 19.00	100.00
80123845 MC2021-0279 05-03-2021 CCC 62.00 MAF 5.00 LCCC 14.00 FINE 65.00 LTFC 3.00 MEDINA, SYLVIA Credit Card PAID BY CARD IN P	STF1 50.00	199.00
80123846 MC2020-1359 05-04-2021 DEFF 66.00 VASQUEZ, MARIA LINDA Credit Card PAID BY PHONE W C		66.00
80123847 MC2021-0531 05-04-2021 CCC 62.00 MAF 5.00 LCCC 14.00 FINE 450.00 BUSTOS, OSCAR Credit Card PAID BY CARD OVER		531.00
80123848 MC2020-0231 05-04-2021 CCC 6.00 MAF 5.00 LCCC 14.00 TPRF 15.00 GARCIA, JANET REBECCA Cash PAID BY CASH BY S		40.00
80123849 MC2017-0804 05-04-2021 CCC 20.00 VERNON, ALLAN WALLACE Money Order 21002389201		20.00
80123850 MC2021-0475 05-05-2021 CCC 62.00 MAF 5.00 LCCC 14.00 FINE 75.00 LTFC 3.00 TIPTON, KIMBERLY KOUCHES Credit Card PAID BY PHONE W C	STF1 50.00	209.00
80123851 MC2021-0363 05-05-2021 CCC 62.00 MAF 5.00 LCCC 14.00 FINE 450.00 MCDONALD, GARY GLENN Credit Card WEB PAYMENT		531.00
80123852 MC2019-0173 05-05-2021 FINE 212.00 CSRV 165.30 ARELLANO, JOSE J Credit Card WEB PAYMENT		377.30
80123853 MC2020-0633 05-05-2021 CCC 62.00 MAF 5.00 WRNT 50.00 LCCC 14.00 OMNR 10.00 GARZA, EUNICE VALE Credit Card WEB PAYMENT	FINE 72.90 LTFC 3.00 STF1 50.00 CSRV 80.07	346.97
80123854 MC2021-0474 05-05-2021 CCC 62.00 MAF 5.00 LCCC 14.00 FINE 450.00 OFORI, OSEI MANU Credit Card WEB PAYMENT		531.00
80123855 MC2020-1229 05-05-2021 CCC 8.00 MAF 5.00 LCCC 14.00 LTFC 3.00 VILLANUEVA, DAVID MATTHEW Credit Card PAID BY PHONE W C		30.00

**Money Distribution Report**

Receipt Cause/Defendant	Codes	Amounts											Total
80123856 MC2020-0880 05-05-2021 CCC 62.00 MAF 5.00 LCCC 14.00 TPRF 10.00													91.00
RODRIGUEZ, DAVID LEOBARDO Money Order 19-252404150													
80123857 MC2021-0324 05-05-2021 CCC 36.00 MAF 5.00 LCCC 14.00 LTFC 3.00													58.00
VILLALOBOS, MARIAH LYNN Money Order 19-245942185													
80123858 MC2021-0518 05-05-2021 CCC 62.00 MAF 5.00 LCCC 14.00 FINE 75.00 LTFC 3.00													209.00
PAWLIK, JAMES DANIEL STF1 50.00 Money Order WEB PAYMENT													
80123859 MC2020-0176 05-05-2021 CCC 62.00 MAF 5.00 WRNT 50.00 LCCC 14.00 OMNR 10.00													227.00
FLORES, RENE FINE 86.00 Credit Card PAID BY CREDIT CA													
80123860 MC2020-1231 05-05-2021 CPLD 10.00													10.00
VILLANUEVA, DAVID MATTHEW Credit Card PAID BY PHONE W C													
80123861 MC2020-1232 05-05-2021 MAF 5.00 LCCC 14.00 TPRF 1.00													20.00
VILLANUEVA, DAVID MATTHEW Credit Card PAID BY CARD OVER													
80123862 MC2021-0344 05-05-2021 CCC 62.00 MAF 5.00 LCCC 14.00 FINE 65.00 LTFC 3.00													199.00
RAMIREZ, JOE ANTHONY STF1 50.00 Credit Card WEB PAYMENT													
80123863 MC2019-0568 05-05-2021 DEF 61.10 OPMT 0.90													62.00
SOLIZ, LUIS JR Money Order 27278027245													
80123864 MC2020-1340 05-05-2021 FINE 40.18- DEFF 110.18													70.00
PACHECO, ANTHONY LEE Cash BY SELF IN CASH													
80123865 MC2019-0815 05-06-2021 CCC 6.37 JSF 2.41 TPRF 9.72 FINE 61.50													80.00
REYNA, DIA Money Order 19-252138720													
80123866 MC2019-0365 05-06-2021 CCC 13.18 TECH 1.32 MAF 1.65 TIME 8.24 JRF 1.32													70.00
MEDINA, MICHAEL LEE JSF 1.98 MBSF 0.99 IDFE 0.66 TRPC 0.66 FINE 40.00 Money Order 21002389320													
80123867 MC2020-0574 05-06-2021 CCC 31.00 TPRF 15.00 FINE 54.00													100.00
GUTIERREZ, AGUSTIN Credit Card PAID BY PHONE W C													
80123868 MC2021-0543 05-06-2021 CCC 62.00 MAF 5.00 LCCC 14.00 FINE 75.00 LTFC 3.00													209.00
MIJARES, MELINA E STF1 50.00 Credit Card WEB PAYMENT													
80123869 MC2021-0544 05-06-2021 CCC 62.00 MAF 5.00 LCCC 14.00 FINE 100.00													181.00
MIJARES, MELINA E Credit Card WEB PAYMENT													
80123870 MC2020-1189 05-06-2021 CCC 62.00 MAF 5.00 LCCC 14.00 FINE 100.00 LTFC 3.00													234.00
MARTINEZ, SHELLEY MONIQUE STF1 50.00 Comm Service CIRCLE OF ANGELS													
80123871 MC2020-1190 05-06-2021 CCC 62.00 MAF 5.00 LCCC 14.00 FINE 91.00													172.00
MARTINEZ, SHELLEY MONIQUE Comm Service CIRCLE OF ANGELS													
80123872 MC2012-5951 05-06-2021 CCC 40.00 TFC 3.00 TECH 4.00 MAF 5.00 WRNT 50.00													325.00
JOHNSON, BRANDON JAMES DPSC 30.00 STF 30.00 JRF 4.00 JSF 6.00 MBSF 3.00 Jail Credit IDFE 2.00 TCL 0.10 FINE 72.90 CSRV 75.00 TDCJ JAIL TIME CR													
80123873 MC2017-0855 05-10-2021 WRNT 25.00 OMNR 5.00 FINE 45.00 CSRV 37.50													112.50
LEWIS, DUSTY ANN Cash CASH BY MOM													

**Money Distribution Report**

Receipt Cause/Defendant	Codes	Amounts											Total
80123874 MC2017-0856 05-10-2021	CCC	40.00	TFC	3.00	TECH	4.00	MAF	5.00	TIME	25.00			288.10
LEWIS, DUSTY ANN	STF	30.00	JRF	4.00	JSF	6.00	MBSF	3.00	IDFE	2.00			
Cash	TCL	0.10	TRPC	2.00	OMNR	10.00	FINE	52.90	CSRV	101.10			
PAID BY CASH BY M													
80123875 MC2020-0387 05-10-2021	CCC	62.00	MAF	5.00	LCCC	14.00	OMNR	10.00	FINE	200.00			393.30
LEWIS, DUSTY ANN	CSRV	102.30											
Cash													
PAID BY MOM IN CA													
80123876 JUV2020-0920 05-11-2021	CCC	62.00	MAF	5.00	LCCC	14.00	FINE	9.00					90.00
DIAZ, BRYEC JOHNSON CAGE													
Credit Card													
PAID BY CARD IN P													
80123877 JUV2020-0282 05-11-2021	CCC	62.00	MAF	5.00	LCCC	14.00	FINE	9.00					90.00
DIAZ, BRYEC JOHNSON CAGE													
Credit Card													
PAID BY CARD IN P													
80123878 JUV2020-0281 05-11-2021	FINE	33.00											33.00
FOLEY, JALIL TRISTIAN													
Credit Card													
paid by phone wcc													
80123879 MC2020-1325 05-11-2021	CCC	24.56	MAF	1.98	LCCC	5.54	TPRF	5.94	FINE	82.90			173.92
MEZA, NOAH PAULL	LTFC	3.00	STF1	50.00									
Credit Card													
PAID BY PHONE BY													
80123880 MC2020-0999 05-11-2021	CCC	27.77	MAF	2.24	LCCC	6.27	TPRF	6.72	FINE	62.90			159.00
SEPULVEDA, UBALDO	LTFC	3.00	STF1	50.00	OPMT	0.10							
Money Order													
26299645424													
80123881 MC2021-0462 05-11-2021	CCC	62.00	MAF	5.00	LCCC	14.00	TPRF	10.00					91.00
BRADLEY, BRAD DONNEL													
Money Order													
4089482343													
80123882 MC2021-0089 05-11-2021	FINE	100.00											100.00
WALKER, ROBERT LEE													
Money Order													
1307463835													
80123883 MC2020-0278 05-11-2021	WRNT	50.00	OMNR	10.00	FINE	8.00	CSRV	20.40					88.40
WALLACE, DRU DENTON													
Money Order													
210023893167													
80123884 MC2020-0782 05-11-2021	CCC	24.54	MAF	1.98	LCCC	5.54	TPRF	5.94	FINE	136.00			174.00
TAYLOR, SEAN WESLEY													
Cashier's Check													
FONTIER BANK OF A													
80123885 MC2020-0358 05-11-2021	CCC	62.00	MAF	5.00	LCCC	14.00	LTFC	3.00	STF1	50.00			134.00
BRILK, BRANDON MCBRIDE													
Company Check													
BRANDON CUSTOMS H													
80123886 MC2021-0049 05-11-2021	TPRF	15.00	FINE	249.81	OPMT	16.38							281.19
RIVERA-LOPEZ, FRANCISCO													
Company Check													
TX STALLION EXPRE													
80123887 MC2018-0925 05-11-2021	CSRV	94.00											94.00
JUAREZ, JOSE FUENTEZ													
Money Order													
7771701515													
80123888 MC2020-1342 05-11-2021	DEFF	66.00											66.00
GONZALES, ERMA GUTIERREZ													
Credit Card													
PAID BY PHONE W C													
80123889 MC2020-1322 05-11-2021	DEFF	66.00											66.00
GONZALES, ERMA GUTIERREZ													
Credit Card													
PAID BY PHONE W C													
80123890 MC2021-0162 05-11-2021	CCC	46.00	FINE	4.00									50.00
RAMIREZ, RENEE													
Credit Card													
PAID BY PHONE W C													
80123891 MC2015-9525 05-11-2021	CCC	3.95	TECH	0.40	MAF	0.50	DPSC	2.97	JRF	0.40			411.00
PEREZ, BLOY	JSF	0.59	MBSF	0.30	IDFE	0.20	TRPC	0.20	TPRF	1.49			
Credit Card	FINE	400.00											
PAID BY PHONE W C													

**Money Distribution Report**

Receipt Cause/Defendant	Codes\Amounts	Total
80123892 MC2021-0487 05-11-2021 CCC 62.00 MAF 5.00 LCCC 14.00 FINE 50.00 LTFC 3.00 184.00 DANMIER, OSCAR Company Check TX CHAMPION BANK	STF1 50.00	
80123893 MC2021-0010 05-11-2021 FINE 91.00 PACHECO, RODOLFO JR Credit Card WEB PAYMENT		91.00
80123894 MC2018-0916 05-11-2021 DEF 50.00 SOLIS, RUBEN Cash PAID BY SELF IN C		50.00
80123895 MC2021-0573 05-12-2021 CCC 62.00 MAF 5.00 LCCC 14.00 TPRF 15.00 FINE 104.00 200.00 GONZALEZ, CHRISTINE MARIE Cash PAID BY CASH		
80123896 MC2019-0655 05-12-2021 WRNT 48.00 FINE 2.00 50.00 GONZALEZ, CHRISTINE MARIE Cash PAID BY CASH		
80123897 MC2020-0292 05-12-2021 CCC 34.00 MAF 5.00 LCCC 14.00 TPRF 15.00 FINE 32.00 100.00 ROSALES, ABEL Money Order 21002389392		
80123898 MC2015-0487 05-12-2021 CSRV 100.00 SALINAS, BELINDA Credit Card PAID BY CC BY PHO		100.00
80123899 MC2021-0478 05-13-2021 CCC 40.00 RANGEL, LUCIO Money Order 21002389397		40.00
80123900 MC2020-1056 05-14-2021 FINE 246.00 DE LA GARZA, NOE ALEJANDRO Credit Card WEB PAYMENT		246.00
80123901 MC2021-0516 05-14-2021 CCC 62.00 MAF 5.00 LCCC 14.00 TPRF 10.00 91.00 ALEMAN MIRANDA, FERNANDO Credit Card WEB PAYMENT		
80123902 MC2021-0510 05-14-2021 CCC 62.00 MAF 5.00 LCCC 14.00 FINE 75.00 LTFC 3.00 209.00 BORDOVSKY, CARILBE RENAE STF1 50.00 Credit Card WEB PAYMENT		
80123903 MC2020-1259 05-14-2021 FINE 157.31 STF1 16.69 174.00 SANCHEZ, JOE RICHARD Credit Card WEB PAYMENT		
80123904 MC2021-0534 05-14-2021 CCC 62.00 MAF 5.00 LCCC 14.00 FINE 450.00 531.00 BRYANT, WILLIAM CROSSLEY Credit Card WEB PAYMENT		
80123905 MC2021-0223 05-14-2021 CCC 62.00 MAF 5.00 LCCC 14.00 FINE 85.00 LTFC 3.00 219.00 LEDESMA, CESAR STF1 50.00 Credit Card WEB PAYMENT		
80123906 MC2021-0420 05-14-2021 CCC 62.00 MAF 5.00 LCCC 14.00 FINE 450.00 531.00 MALDONADO MATOS, ALEX OMAR Credit Card WEB PAYMENT		
80123907 MC2021-0343 05-14-2021 CCC 62.00 MAF 5.00 LCCC 14.00 FINE 450.00 531.00 ARCE, DECIDERIO III Credit Card WEB PAYMENT		
80123908 MC2021-0492 05-14-2021 CCC 62.00 MAF 5.00 LCCC 14.00 FINE 75.00 LTFC 3.00 209.00 HERNANDEZ, LIOVER LEON STF1 50.00 Credit Card WEB PAYMENT		
80123909 MC2021-0493 05-14-2021 CCC 62.00 MAF 5.00 LCCC 14.00 FINE 100.00 181.00 HERNANDEZ, LIOVER LEON Credit Card WEB PAYMENT		

**Money Distribution Report**

Receipt Cause/Defendant	Codes	Amounts									Total
80123910 MC2021-0535 WARD, DONALD GENE Credit Card WEB PAYMENT	05-14-2021 CCC	62.00	MAF	5.00	LCCC	14.00	FINE	450.00			531.00
80123911 MC2021-0556 SANCHEZ, JOSE MANUEL Credit Card WEB PAYMENT	05-14-2021 CCC	62.00	MAF	5.00	LCCC	14.00	FINE	450.00			531.00
80123912 MC2020-0510 MORALES, RAUL REYNALDO JR. Comm Service CIRCLE OF ANGELS	05-14-2021 LCCC	6.50	TPRF	15.00	FINE	200.00					221.50
80123913 MC2021-0117 TREVINO, LUIS Credit Card WEB PAYMENT	05-14-2021 FINE	66.00									66.00
80123914 MC2021-0262 HERRERA, REMIJIO Credit Card WEB PAYMENT	05-14-2021 CCC STF1	62.00 8.00	MAF	5.00	LCCC	14.00	TPRF	15.00	LTFC	3.00	107.00
80123915 MC2021-0009 HERNANDEZ, RODOLFO Credit Card WEB PAYMENT	05-14-2021 FINE	91.00									91.00
80123916 MC2021-0030 DILES, STEVEN BOYD Credit Card WEB PAYMENT	05-14-2021 FINE	79.20									79.20
80123917 MC2021-0427 PEREZ, ISAAC Cash PAID BY SELF	05-17-2021 FINE	65.00	STF1	29.00							94.00
80123918 MC2021-0428 PEREZ, ISAAC Cash PAID BY SELF	05-17-2021 CCC	6.00									6.00
80123919 MC2021-0318 MARTINEZ, CHRISTINA MARIE Credit Card PAID BY CARD	05-17-2021 CCC	25.00									25.00
80123920 MC2019-0590 MEDINA, CHRISTOPHER BRYAN Cash PAID BY SELF	05-17-2021 JRF OMNR	3.00 10.00	JSF	6.00	MBSF	3.00	IDFE	2.00	TRPC	2.00	50.00
80123921 MC2021-0460 BROEPPLE, ROBERT WILLIAM Credit Card WEB PAYMENT	05-18-2021 CCC	62.00	MAF	5.00	LCCC	14.00	FINE	300.00			381.00
80123922 MC2021-0497 ACOSTA, ANGEL Credit Card WEB PAYMENT	05-18-2021 CCC	62.00	MAF	5.00	LCCC	5.84					72.84
80123923 MC2021-0327 DIAZ, TABITHI LYNN Credit Card WEB PAYMENT	05-18-2021 CCC STF1	62.00 1.00	MAF	5.00	LCCC	14.00	TPRF	15.00	LTFC	3.00	100.00
80123924 MC2021-0507 CAMBRE, RANDY RAYMOND Credit Card WEB PAYMENT	05-18-2021 CCC	62.00	MAF	5.00	LCCC	14.00	FINE	450.00			531.00
80123925 MC2021-0334 DELATORRE-RODRIGUEZ, GERARDO Credit Card WEB PAYMENT	05-18-2021 CCC	62.00	MAF	5.00	LCCC	14.00	FINE	450.00			531.00
80123926 MC2020-0587 NORTHERN, KELTON CARVELLE Credit Card WEB PAYMENT	05-18-2021 CCC	62.00	MAF	5.00	LCCC	14.00	TPRF	15.00	FINE	86.00	182.00
80123927 MC2021-0096 RENDON, STEPHEN Credit Card WEB PAYMENT	05-18-2021 FINE	136.50									136.50



**Money Distribution Report**

Receipt Cause/Defendant	Codes\Amounts	Total
80123928 MC2021-0332 05-19-2021 CCC 62.00 MAF 5.00 LCCC 14.00 FINE 100.00 LTFC 3.00 234.00 QUIROZ, JUAN ANGEL Credit Card	STF1 50.00	
80123929 MC2020-1085 05-19-2021 FINE 35.95 LTFC 0.01 STF1 1.03 36.99 FUENTES, JOE LEE Money Order 19-252426407		
80123930 MC2021-0512 05-19-2021 CCC 62.00 MAF 5.00 LCCC 14.00 LTFC 3.00 STF1 50.00 144.00 GRANDERSON, DAVID WAYNE Cashier's Check SECURITY SERVICE	DDC 10.00	
80123931 MC2021-0557 05-19-2021 CCC 62.00 MAF 5.00 LCCC 14.00 FINE 450.00 531.00 RAMOS, SERGIO Credit Card WEB PAYMENT		
80123932 MC2020-1291 05-20-2021 FINE 70.00 70.00 DAVID, JACOB Credit Card WEB PAYMENT		
80123933 MC2020-0585 05-20-2021 CCC 62.00 MAF 5.00 LCCC 14.00 TPRF 15.00 FINE 450.00 546.00 GRAY, JERRY DON Credit Card WEB PAYMENT		
80123934 MC2021-0465 05-20-2021 CCC 62.00 MAF 5.00 LCCC 14.00 FINE 75.00 LTFC 3.00 209.00 ROWELL, COLDBY DALE Credit Card WEB PAYMENT	STF1 50.00	
80123935 MC2021-0610 05-20-2021 CCC 62.00 MAF 5.00 LCCC 14.00 FINE 86.00 167.00 LONGMIRE, SASHA ORION Credit Card WEB PAYMENT		
80123936 MC2021-0509 05-20-2021 CCC 62.00 MAF 5.00 LCCC 14.00 TPRF 15.00 LTFC 3.00 104.50 MEDRANO, AURORA Credit Card WEB PAYMENT	STF1 5.50	
80123937 MC2021-0542 05-20-2021 CCC 62.00 MAF 5.00 LCCC 14.00 FINE 100.00 181.00 BALLARD, JENNIFERMARIE GARZA Credit Card WEB PAYMENT		
80123938 MC2020-0950 05-20-2021 FINE 66.00 66.00 BRIONES, ROBERT LEE Money Order 26727224962		
80123939 MC2020-0576 05-24-2021 FINE 200.00 200.00 RANSON, RANDY WAYNE Money Order 4132977894		
80123940 MC2021-0263 05-24-2021 CCC 62.00 MAF 5.00 LCCC 14.00 FINE 43.00 OPMT 3.00 127.00 COLUNGA, ADELITA Money Order 19-277551693		
80123941 MC2021-0567 05-24-2021 CCC 62.00 MAF 5.00 LCCC 14.00 FINE 75.00 LTFC 3.00 209.00 KOLIBA, WILLIAM MICHAEL Credit Card WEB PAYMENT	STF1 50.00	
80123942 MC2021-0443 05-24-2021 CCC 62.00 MAF 5.00 LCCC 14.00 FINE 100.00 181.00 SAUCEDO, JORGE DAVID Credit Card WEB PAYMENT		
80123943 MC2021-0483 05-24-2021 CCC 62.00 MAF 5.00 LCCC 14.00 FINE 450.00 531.00 FONSECA, RAUL ROBERTO Credit Card WEB PAYMENT		
80123944 MC2021-0444 05-24-2021 CCC 62.00 MAF 5.00 LCCC 14.00 FINE 75.00 LTFC 3.00 209.00 HELLER, MAYRA DEJESUS Credit Card WEB PAYMENT	STF1 50.00	
80123945 MC2021-0116 05-24-2021 FINE 66.00 66.00 BARKLEY, JOSEPH TRENT Cash PAID BY SELF		
80123946 MC2021-0494 05-24-2021 CCC 62.00 MAF 5.00 LCCC 14.00 LTFC 3.00 STF1 50.00 144.00		

**Money Distribution Report**

Money Distribution Report													Total
Receipt Cause/Defendant	Codes\Amounts												
GARZA, LEEROY RENE Credit Card WEB PAYMENT	DDC	10.00											
80123947 MC2016-0738 05-24-2021 TECH		4.00	MAF	5.00	JRP	4.00	JSF	6.00	MBSF	1.00			20.00
GONZALES, RENE Cash PAID BY SELF													
80123948 MC2021-0547 05-24-2021 CCC		62.00	MAF	5.00	LCCC	14.00	FINE	65.00	LTFC	3.00			199.00
VALENZUELA, JEANELLE PATRICIA Money Order 21002389460	STF1	50.00											
80123949 MC2021-0276 05-25-2021 CCC		62.00	MAF	5.00	LCCC	14.00	TPRF	15.00	FINE	4.00			100.00
VRATCH, HAILEY MAE Cash PAID BY MOM IN CA													
80123950 MC2020-0023 05-25-2021 CCC		62.00	MAF	5.00	LCCC	14.00	LTFC	3.00	STF1	50.00			186.90
PRADO, GILBERTO III Money Order 20991776897	DEFF	52.90											
80123951 MC2021-0213 05-25-2021 LCCC		1.00	TPRF	15.00	FINE	64.00							80.00
MCCULLOUGH, KAITLYN SKYLAR Money Order 26727224951													
80123952 MC2021-0467 05-25-2021 CCC		62.00	MAF	5.00	LCCC	14.00	LTFC	3.00	STF1	50.00			144.00
OLDFIELD, PAULA K Cashier's Check WELLS FARGO #6862	DDC	10.00											
80123953 MC2021-0570 05-25-2021 CCC		62.00	MAF	5.00	LCCC	14.00	FINE	450.00					531.00
VASQUEZ, SANTOS JR Company Check GPTRANSPORT INC #													
80123954 MC2021-0601 05-25-2021 CCC		62.00	MAF	5.00	LCCC	14.00	FINE	450.00					531.00
FRAZIER, JAMORRIS JONTE Credit Card WEB PAYMENT													
80123955 MC2021-0597 05-25-2021 CCC		62.00	MAF	5.00	LCCC	14.00	FINE	450.00					531.00
ZAPALSKI, TIMOTHY ALLEN Credit Card WEB PAYMENT													
80123956 MC2021-0064 05-25-2021 CCC		62.00	MAF	5.00	LCCC	14.00	FINE	82.90	LTFC	3.00			216.90
LONGORIA LEZAMA, GERSON HADAD Credit Card WEB PAYMENT	STF1	50.00											
80123957 MC2021-0514 05-25-2021 CCC		62.00	MAF	5.00	LCCC	14.00	FINE	450.00					531.00
RAMOS ESCOBAR, DAVID G Credit Card WEB PAYMENT													
80123958 MC2021-0248 05-25-2021 CCC		62.00	MAF	5.00	LCCC	14.00	FINE	450.00					531.00
CAMPOS, EDUARDO Credit Card WEB PAYMENT													
80123959 MC2021-0527 05-25-2021 CCC		62.00	MAF	5.00	LCCC	14.00	FINE	100.00					181.00
GARCIA, ISMAEL Credit Card WEB PAYMENT													
80123960 MC2020-0380 05-26-2021 CCC		62.00	MAF	5.00	LCCC	14.00	TPRF	15.00	FINE	177.00			273.00
STREET, DEAN LENIER Credit Card WEB PAYMENT													
80123961 MC2020-0179 05-26-2021 FINE		50.00											50.00
HARTSFIELD, MICHAEL Company Check kenb #10077													
80123962 MC2018-0511 05-26-2021 OMND		14.10	TPRF	15.00	FINE	62.90	CSRV	87.60					179.60
FRAGA, MERLINDA GONZALES Credit Card WEB PAYMENT													
80123963 MC2018-0647 05-26-2021 DPSF		180.56	CSRV	117.00									297.56
FRAGA, MERLINDA GONZALES Credit Card WEB PAYMENT													
80123964 MC2021-0533 05-28-2021 CCC		62.00	MAF	5.00	LCCC	14.00	DEFF	100.00					181.00

## Money Distribution Report

Receipt Cause/Defendant	Codes\Amounts	Total
VILLARREAL, ARIANA NICHOLE Credit Card CARD PAYMENT		
80123965 MC2021-0240 05-28-2021 TPRF 5.00 FINE 86.00		91.00
SANCHEZ, ESMERALDO JR Credit Card WEB PAYMENT		
80123966 MC2020-0948 05-28-2021 LTFC 2.57 STF1 24.42		26.99
REYES, LAUREN ALYSSA Credit Card WEB PAYMENT		
80123967 MC2020-1359 05-28-2021 DEFF 132.00		132.00
VASQUEZ, MARIA LINDA Credit Card WEB PAYMENT-CC		
80123968 MC2020-0576 05-28-2021 FINE 100.00		100.00
RANSON, RANDY WAYNE Money Order 4132971585		
80123969 MC2020-0116 05-28-2021 CCC 62.00 MAF 5.00 LCCC 14.00 TPRF 15.00 LTFC 3.00		100.00
ESTRADA, MIGUEL Money Order 27258069666	STF1 1.00	
80123970 MC2021-0250 05-28-2021 FINE 91.00		91.00
MILES, JAMES WILLIAM Credit Card WEB PAYMENT		
80123971 MC2021-0623 05-28-2021 CCC 62.00 MAF 5.00 LCCC 14.00 LTFC 3.00 STF1 50.00		144.00
DILLON, DINA RAE Money Order 27237986370	DDC 10.00	
80123972 MC2014-8922 05-28-2021 FINE 91.00 CSRV 43.10		134.10
HERRERA, REBECCA CANTU Credit Card WEB PAYMENT		
80123973 MC2014-8923 05-28-2021 CCC 40.00 TECH 4.00 MAF 5.00 JRF 4.00 JSF 6.00		65.90
HERRERA, REBECCA CANTU Credit Card WEB PAYMENT	MBSF 3.00 IDFE 2.00 TRPC 1.90	
80123974 MC2021-0566 05-28-2021 CCC 62.00 MAF 5.00 LCCC 14.00 TPRF 15.00 FINE 13.20		109.20
GONZALEZ, ELEAZAR JR Credit Card WEB PAYMENT		
80123975 MC2021-0203 05-28-2021 TPRF 12.00 FINE 30.00		42.00
ALBIAR, JAIME Money Order 27278029113		
80123976 MC2021-0241 05-28-2021 TPRF 5.00 FINE 86.00		91.00
JACKSON, ROBERT Credit Card WEB PAYMENT		
801236341 MC2021-0569 05-25-2021 CCC 62.00 MAF 5.00 LCCC 14.00 FINE 450.00		531.00
SANTELLANA, JUAN RICARDO Company Check GETRANSPORT INC #		



**Money Distribution Report**

Type Code Description	Count	Retained	Disbursed	Money-Totals
The following totals represent - Cash and Checks Collected				
COST CCC CONSOLIDATED COURT COSTS	24	122.83	1,105.48	1,228.31
COST CCC CONSOLIDATED COURT COSTS	5	11.95	107.60	119.55
COST DPSC DPS OMNI FEE	0	0.00	0.00	0.00
COST IDFE INDIGENT DEFENSE FEE	4	0.67	5.99	6.66
COST JRF JURY REIMBURSEMENT FEE	5	1.63	14.69	16.32
COST JSF JUDICIAL SUPPORT FEE	6	4.26	24.13	28.39
COST LCCC LOCAL CONSOLIDATED COURT COST (EFF. 1.1.	23	292.81	0.00	292.81
COST MAF MUNICIPAL ARREST FEE	26	120.87	0.00	120.87
COST MBSF MUNICIPAL BUILDING SECURITY FUND	5	10.99	0.00	10.99
COST OMND DPS OMNI FEE - DPS	0	0.00	0.00	0.00
COST OMNR OMNI REIMBURSEMENT FEE (EFF. 1.1.20)	5	45.00	0.00	45.00
COST STF STATE TRAFFIC FEE	1	1.50	28.50	30.00
COST TCL TCLEOSE	1	0.10	0.00	0.10
COST TECH TECH FUND	4	13.32	0.00	13.32
COST TFC TFC	1	3.00	0.00	3.00
COST TIME TIME PAYMENT	2	16.62	16.62	33.24
COST TPRF TIME PAYMENT REIMBURSEMENT FEE	15	189.38	0.00	189.38
COST TRPC TRUANCY PREVENTION COST	4	0.00	6.66	6.66
COST WRNT WARRANT	3	123.00	0.00	123.00
FEES CSRV COLLECTION FEE	6	374.30	0.00	374.30
FEES DDC DEFENSIVE DRIVING	3	30.00	0.00	30.00
FEES DEF DEFERRED DISPOSITION	2	111.10	0.00	111.10
FINE CPLD COMPLIANCE DISMISSAL FINE	0	0.00	0.00	0.00
FINE DEFF DEFERRED FINE	2	163.08	0.00	163.08
FINE DPSF DPS FINE	0	0.00	0.00	0.00
FINE FINE FINE	32	2,942.88	0.00	2,942.88
FINE LTFC LOCAL TRAFFIC FINE (EFF. 9.1.19)	12	33.01	0.00	33.01
FINE STF1 STATE TRAFFIC FINE (EFF. 9.1.19)	12	19.24	461.79	481.03
OPMT OPMT OVERPAYMENT	4	20.38	0.00	20.38
Money Totals	50	4,651.92	1,771.46	6,423.38

The following totals represent - Transfers Collected

COST CCC CONSOLIDATED COURT COSTS	0	0.00	0.00	0.00
COST CCC CONSOLIDATED COURT COSTS	0	0.00	0.00	0.00
COST DPSC DPS OMNI FEE	0	0.00	0.00	0.00
COST IDFE INDIGENT DEFENSE FEE	0	0.00	0.00	0.00
COST JRF JURY REIMBURSEMENT FEE	0	0.00	0.00	0.00
COST JSF JUDICIAL SUPPORT FEE	0	0.00	0.00	0.00
COST LCCC LOCAL CONSOLIDATED COURT COST (EFF. 1.1.	0	0.00	0.00	0.00
COST MAF MUNICIPAL ARREST FEE	0	0.00	0.00	0.00
COST MBSF MUNICIPAL BUILDING SECURITY FUND	0	0.00	0.00	0.00
COST OMND DPS OMNI FEE - DPS	0	0.00	0.00	0.00
COST OMNR OMNI REIMBURSEMENT FEE (EFF. 1.1.20)	0	0.00	0.00	0.00
COST STF STATE TRAFFIC FEE	0	0.00	0.00	0.00
COST TCL TCLEOSE	0	0.00	0.00	0.00
COST TECH TECH FUND	0	0.00	0.00	0.00
COST TFC TFC	0	0.00	0.00	0.00
COST TIME TIME PAYMENT	0	0.00	0.00	0.00
COST TPRF TIME PAYMENT REIMBURSEMENT FEE	0	0.00	0.00	0.00
COST TRPC TRUANCY PREVENTION COST	0	0.00	0.00	0.00
COST WRNT WARRANT	0	0.00	0.00	0.00
FEES CSRV COLLECTION FEE	0	0.00	0.00	0.00
FEES DDC DEFENSIVE DRIVING	0	0.00	0.00	0.00
FEES DEF DEFERRED DISPOSITION	0	0.00	0.00	0.00
FINE CPLD COMPLIANCE DISMISSAL FINE	0	0.00	0.00	0.00
FINE DEFF DEFERRED FINE	0	0.00	0.00	0.00
FINE DPSF DPS FINE	0	0.00	0.00	0.00
FINE FINE FINE	0	0.00	0.00	0.00
FINE LTFC LOCAL TRAFFIC FINE (EFF. 9.1.19)	0	0.00	0.00	0.00
FINE STF1 STATE TRAFFIC FINE (EFF. 9.1.19)	0	0.00	0.00	0.00
OPMT OPMT OVERPAYMENT	0	0.00	0.00	0.00
Transfer Totals	0	0.00	0.00	0.00

The following totals represent - Jail Credit and Community Service

COST CCC CONSOLIDATED COURT COSTS	2	12.40	111.60	124.00
-----------------------------------	---	-------	--------	--------

**Money Distribution Report**

Type Code Description	Count	Retained	Disbursed	Money-Totals
COST CCC CONSOLIDATED COURT COSTS	1	4.00	36.00	40.00
COST DPSC DPS OMNI FEE	1	9.90	20.10	30.00
COST IDFE INDIGENT DEFENSE FEE	1	0.20	1.80	2.00
COST JRF JURY REIMBURSEMENT FEE	1	0.40	3.60	4.00
COST JSF JUDICIAL SUPPORT FEE	1	0.90	5.10	6.00
COST LCCC LOCAL CONSOLIDATED COURT COST (EFF. 1.1.	3	34.50	0.00	34.50
COST MAF MUNICIPAL ARREST FEE	3	15.00	0.00	15.00
COST MBSF MUNICIPAL BUILDING SECURITY FUND	1	3.00	0.00	3.00
COST OMND DPS OMNI FEE - DPS	0	0.00	0.00	0.00
COST OMNR OMNI REIMBURSEMENT FEE (EFF. 1.1.20)	0	0.00	0.00	0.00
COST STF STATE TRAFFIC FEE	1	1.50	28.50	30.00
COST TCL TCLEOSE	1	0.10	0.00	0.10
COST TECH TECH FUND	1	4.00	0.00	4.00
COST TFC TFC	1	3.00	0.00	3.00
COST TIME TIME PAYMENT	0	0.00	0.00	0.00
COST TPRF TIME PAYMENT REIMBURSEMENT FEE	1	15.00	0.00	15.00
COST TRPC TRUANCY PREVENTION COST	0	0.00	0.00	0.00
COST WRNT WARRANT	1	50.00	0.00	50.00
FEES CSRV COLLECTION FEE	1	75.00	0.00	75.00
FEES DDC DEFENSIVE DRIVING	0	0.00	0.00	0.00
FEES DEF DEFERRED DISPOSITION	0	0.00	0.00	0.00
FINE CPLD COMPLIANCE DISMISSAL FINE	0	0.00	0.00	0.00
FINE DEFF DEFERRED FINE	0	0.00	0.00	0.00
FINE DPSF DPS FINE	0	0.00	0.00	0.00
FINE FINE FINE	4	463.90	0.00	463.90
FINE LTFC LOCAL TRAFFIC FINE (EFF. 9.1.19)	1	3.00	0.00	3.00
FINE STF1 STATE TRAFFIC FINE (EFF. 9.1.19)	1	2.00	48.00	50.00
OPMT OPMT OVERPAYMENT	0	0.00	0.00	0.00
Credit Totals	4	697.80	254.70	952.50

**The following totals represent - Credit Card Payments**

COST CCC CONSOLIDATED COURT COSTS	60	352.52	3,172.66	3,525.18
COST CCC CONSOLIDATED COURT COSTS	2	4.39	39.56	43.95
COST DPSC DPS OMNI FEE	1	0.98	1.99	2.97
COST IDFE INDIGENT DEFENSE FEE	2	0.22	1.98	2.20
COST JRF JURY REIMBURSEMENT FEE	2	0.44	3.96	4.40
COST JSF JUDICIAL SUPPORT FEE	2	0.99	5.60	6.59
COST LCCC LOCAL CONSOLIDATED COURT COST (EFF. 1.1.	58	791.01	0.00	791.01
COST MAF MUNICIPAL ARREST FEE	60	290.92	0.00	290.92
COST MBSF MUNICIPAL BUILDING SECURITY FUND	2	3.30	0.00	3.30
COST OMND DPS OMNI FEE - DPS	1	0.00	14.10	14.10
COST OMNR OMNI REIMBURSEMENT FEE (EFF. 1.1.20)	2	20.00	0.00	20.00
COST STF STATE TRAFFIC FEE	0	0.00	0.00	0.00
COST TCL TCLEOSE	0	0.00	0.00	0.00
COST TECH TECH FUND	2	4.40	0.00	4.40
COST TFC TFC	0	0.00	0.00	0.00
COST TIME TIME PAYMENT	0	0.00	0.00	0.00
COST TPRF TIME PAYMENT REIMBURSEMENT FEE	17	188.74	0.00	188.74
COST TRPC TRUANCY PREVENTION COST	2	0.00	2.10	2.10
COST WRNT WARRANT	2	100.00	0.00	100.00
FEES CSRV COLLECTION FEE	6	593.07	0.00	593.07
FEES DDC DEFENSIVE DRIVING	1	10.00	0.00	10.00
FEES DEF DEFERRED DISPOSITION	0	0.00	0.00	0.00
FINE CPLD COMPLIANCE DISMISSAL FINE	1	10.00	0.00	10.00
FINE DEFF DEFERRED FINE	7	649.00	0.00	649.00
FINE DPSF DPS FINE	1	59.58	120.98	180.56
FINE FINE FINE	64	12,636.81	0.00	12,636.81
FINE LTFC LOCAL TRAFFIC FINE (EFF. 9.1.19)	21	62.57	0.00	62.57
FINE STF1 STATE TRAFFIC FINE (EFF. 9.1.19)	21	34.22	821.39	855.61
OPMT OPMT OVERPAYMENT	0	0.00	0.00	0.00
Credit Card Totals	86	15,813.16	4,184.32	19,997.48

**The following totals represent - Combined Money**

COST CCC CONSOLIDATED COURT COSTS	84	475.35	4,278.14	4,753.49
COST CCC CONSOLIDATED COURT COSTS	7	16.34	147.16	163.50
COST DPSC DPS OMNI FEE	1	0.98	1.99	2.97
COST IDFE INDIGENT DEFENSE FEE	6	0.89	7.97	8.86
COST JRF JURY REIMBURSEMENT FEE	7	2.07	18.65	20.72

**Money Distribution Report**

Type Code Description	Count	Retained	Disbursed	Money-Totals
COST JSF JUDICIAL SUPPORT FEE	8	5.25	29.73	34.98
COST LCCC LOCAL CONSOLIDATED COURT COST (EFF. 1.1.	81	1,083.82	0.00	1,083.82
COST MAF MUNICIPAL ARREST FEE	86	411.79	0.00	411.79
COST MBSF MUNICIPAL BUILDING SECURITY FUND	7	14.29	0.00	14.29
COST OMND DPS OMNI FEE - DPS	1	0.00	14.10	14.10
COST OMNR OMNI REIMBURSEMENT FEE (EFF. 1.1.20)	7	65.00	0.00	65.00
COST STF STATE TRAFFIC FEE	1	1.50	28.50	30.00
COST TCL TCLEOSE	1	0.10	0.00	0.10
COST TECH TECH FUND	6	17.72	0.00	17.72
COST TFC TFC	1	3.00	0.00	3.00
COST TIME TIME PAYMENT	2	16.62	16.62	33.24
COST TPRF TIME PAYMENT REIMBURSEMENT FEE	32	378.12	0.00	378.12
COST TRPC TRUANCY PREVENTION COST	6	0.00	8.76	8.76
COST WRNT WARRANT	5	223.00	0.00	223.00
FEES CSRV COLLECTION FEE	12	967.37	0.00	967.37
FEES DDC DEFENSIVE DRIVING	4	40.00	0.00	40.00
FEES DEF DEFERRED DISPOSITION	2	111.10	0.00	111.10
FINE CPLD COMPLIANCE DISMISSAL FINE	1	10.00	0.00	10.00
FINE DEFF DEFERRED FINE	9	812.08	0.00	812.08
FINE DPSF DPS FINE	1	59.58	120.98	180.56
FINE FINE FINE	96	15,579.69	0.00	15,579.69
FINE LTFC LOCAL TRAFFIC FINE (EFF. 9.1.19)	33	95.58	0.00	95.58
FINE STF1 STATE TRAFFIC FINE (EFF. 9.1.19)	33	53.46	1,283.18	1,336.64
OPMT OPMT OVERPAYMENT	4	20.38	0.00	20.38
Money Totals	136	20,465.08	5,955.78	26,420.86

The following totals represent - Combined Money and Credits


COST CCC CONSOLIDATED COURT COSTS	86	487.75	4,389.74	4,877.49
COST CCC CONSOLIDATED COURT COSTS	8	20.35	183.15	203.50
COST DPSC DPS OMNI FEE	2	10.88	22.09	32.97
COST IDFE INDIGENT DEFENSE FEE	7	1.09	9.77	10.86
COST JRF JURY REIMBURSEMENT FEE	8	2.47	22.25	24.72
COST JSF JUDICIAL SUPPORT FEE	9	6.15	34.83	40.98
COST LCCC LOCAL CONSOLIDATED COURT COST (EFF. 1.1.	84	1,118.32	0.00	1,118.32
COST MAF MUNICIPAL ARREST FEE	89	426.79	0.00	426.79
COST MBSF MUNICIPAL BUILDING SECURITY FUND	8	17.29	0.00	17.29
COST OMND DPS OMNI FEE - DPS	1	0.00	14.10	14.10
COST OMNR OMNI REIMBURSEMENT FEE (EFF. 1.1.20)	7	65.00	0.00	65.00
COST STF STATE TRAFFIC FEE	2	3.00	57.00	60.00
COST TCL TCLEOSE	2	0.20	0.00	0.20
COST TECH TECH FUND	7	21.72	0.00	21.72
COST TFC TFC	2	6.00	0.00	6.00
COST TIME TIME PAYMENT	2	16.62	16.62	33.24
COST TPRF TIME PAYMENT REIMBURSEMENT FEE	33	393.12	0.00	393.12
COST TRPC TRUANCY PREVENTION COST	6	0.00	8.76	8.76
COST WRNT WARRANT	6	273.00	0.00	273.00
FEES CSRV COLLECTION FEE	13	1,042.37	0.00	1,042.37
FEES DDC DEFENSIVE DRIVING	4	40.00	0.00	40.00
FEES DEF DEFERRED DISPOSITION	2	111.10	0.00	111.10
FINE CPLD COMPLIANCE DISMISSAL FINE	1	10.00	0.00	10.00
FINE DEFF DEFERRED FINE	9	812.08	0.00	812.08
FINE DPSF DPS FINE	1	59.58	120.98	180.56
FINE FINE FINE	100	16,043.59	0.00	16,043.59
FINE LTFC LOCAL TRAFFIC FINE (EFF. 9.1.19)	34	98.58	0.00	98.58
FINE STF1 STATE TRAFFIC FINE (EFF. 9.1.19)	34	55.47	1,331.17	1,386.64
OPMT OPMT OVERPAYMENT	4	20.38	0.00	20.38
Report Totals	140	21,162.90	6,210.46	27,373.36

**Money Distribution Report**

Date	Payment Type	Fines	Court Costs	Fees	Bonds	Restitution	Other	Total
00-00-0000	Cash & Checks Collected	0.00	0.00	0.00	0.00	0.00	0.00	0.00
	Jail Credits & Comm Service	0.00	0.00	0.00	0.00	0.00	0.00	0.00
	Credit Cards & Transfers	0.00	0.00	0.00	0.00	0.00	0.00	0.00
	Total of all Collections	0.00	0.00	0.00	0.00	0.00	0.00	0.00
09-01-1991	Cash & Checks Collected	0.00	0.00	0.00	0.00	0.00	0.00	0.00
	Jail Credits & Comm Service	0.00	0.00	0.00	0.00	0.00	0.00	0.00
	Credit Cards & Transfers	0.00	0.00	0.00	0.00	0.00	0.00	0.00
	Total of all Collections	0.00	0.00	0.00	0.00	0.00	0.00	0.00
01-01-2004	Cash & Checks Collected	210.40	422.60	362.70	0.00	0.00	0.90	996.60
	Jail Credits & Comm Service	72.90	177.10	75.00	0.00	0.00	0.00	325.00
	Credit Cards & Transfers	946.46	106.00	513.00	0.00	0.00	0.00	1,565.46
	Total of all Collections	1,229.76	705.70	950.70	0.00	0.00	0.90	2,887.06
01-01-2020	Cash & Checks Collected	3,409.60	1,845.00	152.70	0.00	0.00	19.48	5,426.78
	Jail Credits & Comm Service	444.00	183.50	0.00	0.00	0.00	0.00	627.50
	Credit Cards & Transfers	13,448.09	4,893.86	90.07	0.00	0.00	0.00	18,432.02
	Total of all Collections	17,301.69	6,922.36	242.77	0.00	0.00	19.48	24,486.30
TOTALS	Cash & Checks Collected	3,620.00	2,267.60	515.40	0.00	0.00	20.38	6,423.38
	Jail Credits & Comm Service	516.90	360.60	75.00	0.00	0.00	0.00	952.50
	Credit Cards & Transfers	14,394.55	4,999.86	603.07	0.00	0.00	0.00	19,997.48
	Total of all Collections	18,531.45	7,628.06	1,193.47	0.00	0.00	20.38	27,373.36

**Money Distribution Report**

Description	Count	Collected	Retained	Disbursed
State of Texas Quarterly Reporting Totals				
State Comptroller Cost and Fees Report				
Section I: Report for Offenses Committed				
01-01-20 Forward	84	4,753.49	475.35	4,278.14
01-01-04 - 12-31-19	7	163.50	16.35	147.15
09-01-91 - 12-31-03	0	0.00	0.00	0.00
State Traffic Fine (eff. 09-01-19)	33	1,336.64	53.47	1,283.17
State Traffic Fine (prior 09-01-19)	1	30.00	1.50	28.50
Intoxicated Driver Fine	0	0.00	0.00	0.00
Prior Mandatory Costs (JRF,IDF,JS)	21	64.56	8.21	56.35
Moving Violation Fees	0	0.00	0.00	0.00
Truancy Prevention and Diversion Fund	0	0.00	0.00	0.00
Failure to Appear/Pay Fees	1	2.97	0.98	1.99
Time Payment Fees	2	33.24	16.62	16.62
Section II: As Applicable				
Peace Officer Fees	0	0.00	0.00	0.00
Motor Carrier Weight Violations	0	0.00	0.00	0.00
Driving Record Fee	0	0.00	0.00	0.00
Report Sub Total	149	6,384.40	572.48	5,811.92
State Comptroller Civil Fees Report				
CF: Birth Certificate Fees	0	0.00	0.00	0.00
CF: Marriage License Fees	0	0.00	0.00	0.00
CF: Declaration of Informal Marriage	0	0.00	0.00	0.00
CF: Nondisclosure Fees	0	0.00	0.00	0.00
CF: Juror Donations	0	0.00	0.00	0.00
CF: Justice Court Indig Filing Fees	0	0.00	0.00	0.00
CF: Stat Prob Court Indig Filing Fees	0	0.00	0.00	0.00
CF: Stat Prob Court Judic Filing Fees	0	0.00	0.00	0.00
CF: Stat Cnty Court Indig Filing Fees	0	0.00	0.00	0.00
CF: Stat Cnty Court Judic Filing Fees	0	0.00	0.00	0.00
CF: Cnst Cnty Court Indig Filing Fees	0	0.00	0.00	0.00
CF: Cnst Cnty Court Judic Filing Fees	0	0.00	0.00	0.00
CF: Dist Court Divorce & Family Law	0	0.00	0.00	0.00
CF: Dist Court Other Divorce/Family Law	0	0.00	0.00	0.00
CF: Dist Court Indig Legal Services	0	0.00	0.00	0.00
CF: Judicial Support Fee	0	0.00	0.00	0.00
CF: Judicial & Court Pers. Training Fee	0	0.00	0.00	0.00
Report Sub Total	0	0.00	0.00	0.00
Total Due For This Period	149	6,384.40	572.48	5,811.92



**June 8, 2021**

**City Council Meeting**

**Item # 7**


**City Manager Report**

**Intentionally**

**Left**

**Blank**





**June 8, 2021**

**City Council Meeting**

**Item # 8**

**Item # 9**

**Consent Agenda**

**CITY OF KENEDY**

**MINUTES**

**CITY COUNCIL REGULAR MEETING**

**MAY 11, 2021- 6:00 P.M.**

**CITY AUDITORIUM IN THE RUHMAN C. FRANKLIN MUNICIPAL BUILDING  
303 W. MAIN ST., KENEDY, TX. 78119**

---

**MEMBERS PRESENT:**

Mayor Joe Baker  
Cindy Saenz, District 1  
Johnny Rodriguez, District 2  
Brandon Briones, District 3  
James Douglas-Meyer, District 4  
Leslie Wynn, District 5

**MEMBER(S) ABSENT:**

**NEWLY ELECTED MEMBERS PRESENT:**

Christopher Parker, District 3  
Saundra Schultz, District 5

**CITY PRESENT:**

City Manager William Linn  
City Attorney Alessandra Gad  
City Secretary Ruby Beaven  
Police Chief Richard Ashe  
Director of Public Works Jerry Higgins  
Building Official Jaime Albiar  
Accountant Judy Murphy

**CITY ABSENT:**

Director Parks & Streets Joe Hernandez, III

**1. Call Regular City Council meeting to order.**

The Regular Meeting of the City of Kenedy was called to order by Mayor Baker at 6:00 p.m. on Tuesday, May 11, 2021, in the City Auditorium in the Ruhman C. Franklin Municipal Building, 303 W. Main St. Kenedy, TX and video streaming via Facebook live.

**2. Call Roll and establish a quorum is present.**

With all Council Members present a quorum was established.

**3. Prayer.**

Councilor Wynn led the prayer.

**4. Pledge of Allegiance.**

Councilor Wynn led the Pledge of Allegiance to the U.S. flag.

**5. Citizen Comment.**

There were no citizen comments.

Councilor Briones thanked everyone for the past ten years of accomplishments and appreciated everyone's support. Thanked Chief Ashe and the Fire Department for all they have accomplished. Councilor Briones stated he was available for the new council members if they had questions and encourage transparency and accountability. Councilor Briones stated the City is making a lot of progress and moving forward and hopes to continue to see forward movement.

**6. Presentation of "Certificate of Appreciation" to Mr. Brandon Briones for ten (10) years of service to the City of Kenedy as a Councilman.**

Mayor Baker presented Councilor Briones with a certificate of appreciation for ten years of dedicated leadership to the City of Kenedy.

**7. Swearing in of City Secretary Ms. Ruby Beaven. (Presenter: Mayor Baker)**

Mayor Baker administered the Statement of Officer and Oath of Office to Ruby Beaven.

**8. Consideration and possible action in regard to Resolution No. 21-04, a Resolution of the City Council of the City of Kendy, Texas, approving the Canvass of the May 1, 2021 General Election and Declaring the Results of Such Election.**

City Manager Linn addressed the council and stated the official results of the canvass for the May 01, 2021 General Election was available and will be read out loud by City Secretary Beaven and will need two volunteers to stand as witness to the reading. City Manager Linn recommended Councilor Douglas and Councilor Rodriguez since they were not part of the election.

City Secretary Beaven stated the May 01, 2021 General Election official results for Council Member District 1 were as follows: Absentee Ballots Cast 32, Early Ballots Cast 50, Election Ballots Cast 62, Total Ballots Cast 144, Patricia Jacques Castillo 10, Cindy Aquirre Saenz 81, Alberto "Bert" Hernandez-Baldarramos 32, and Bryan C. Houck 20. Councilor Saenz was declared the winner with the most votes.

**Motion:** Councilor Briones moved to approve Resolution 21-04 a Resolution of the City Council of the City of Kendy, Texas, approving the Canvass of the May 1, 2021 General Election and Declaring the Results of Such Election. Councilor Wynn seconded the motion. Motion carried unanimously.

**9. Swearing in of Council District Nos. 1, 3, and 5.**

City Secretary Beaven administered the Statement of Officer and Oath of Office to Cindy Saenz, Christopher Parker, and Saundra Schultz. Certificates of Election were presented to District 1 Councilor Cindy Saenz, District 3 Councilor Christopher Parker, and District 5 Councilor Saundra Schultz.

## **10. Departmental Reports.**

Jerry Higgins addressed the Council to report the Public Works Director report. In prior years the City was not in compliance with Texas Commission on Environmental Quality (TCEQ) requirements and fees are assessed if found in violation. The City has been working diligently and now only has two items pending. TCEQ will be sent a status update. Wastewater Treatment Plant Phase II is complete. The water outage report was given and water loss was at 6%. Two water boil notices were issued.

Chief Ashe addressed the council to report the Police Chief report. Chief Ashe stated no emergency management issues. Animal Control division is currently operating with one staff member. The animal control report was given and there was a total of 39 service calls for April.

Building Official Jaime Albiar addressed the council to report the Code Compliance report. The code compliance report was given and there were nine total cases closed and seventeen total cases open/active. There were three properties the City cleaned and two properties the City filed liens against. Thirty-six residents utilize the roll offs. The public dump now has new hours: Monday, Wednesday, and Friday from 8:30 a.m. to 11:30 a.m. and 1:30 p.m. to 4:30 p.m. and every Saturday from 8:00 a.m. to 12 noon.

Building Official Jaime Albiar reported the Building Department report. It was reported there was an increase in utility permits and the residential and commercial permits were discussed. There were two commercial plans submitted to Bureau Veritas for approval. There were warning/violation notices issued: one zoning violation and six dangerous/dilapidated structures.

## **11. City Manager Report.**

City Manager Linn addressed the council explaining Parks & Streets Director Joe Hernandez was unavailable and the city manager would be presenting the departmental reports. The Streets Department reported the streets crew worked for thirteen days hand patching/grading 68.3 cubic yards of asphalt. The crew installed four signs, removed one sign, and repaired five signs. In addition, the crew picked up twenty-eight loads of brush. The Parks Department reported parks crew worked for eighteen days dragging/sweeping, twenty days removing trash from receptacles, and five days weed trimming the fields. In addition, the crew mowed, weed trimmed, and picked up trash around the walking trail, basketball courts, bridge, and gazebo.

City Manager Linn reported the Kenedy Volunteer Fire Department (KVFD) report. It was reported the KVFD responded to a bee swarm, three grass fires, one trash fire, and one dust control and various other calls. There was a total of 4,550 gallons of water usage. KVFD now has six members that are now Tech I Rescue trained.

City Manager Linn reported the City Managers report. Karnes County Emergency Service Training Facility will have a grand opening and ribbon cutting on May 19, 2021. The Municipal Court report included 166 defendants with a collection of \$27,133.43. The

Department of the Treasury issued a final rule on May 10, 2021 on public law 117-2 for stimulus money. The City of Kenedy is impacted by the municipality being considered a non-entitlement city. Mayofest has been moved to Labor Day and the original funds are still in the budget. Would like to see two or three events being held in Kenedy a year, such as Blue Bonnet and Christmas in Kenedy. ACOG strategic planning meeting was held on May 5, 2021. Thirteen surveys received outlining strengths and weaknesses. Additional items reported included the East Main Project, playoff games held in the City, and concession stand being run by booster club. City Manager explained how line items and financials work for municipal government, discussed fund accounting, bank accounts and pooled cash accounts. Explained I&S deposits not being deposited into correct account and a plan of action to correct this has been implemented moving forward. The City Manager presented the financial statements. City Manager Linn stated we are in good shape and a three-month reserve is recommend and we are currently at a six-month reserve.

## **12. Consent Agenda:**

### **A. City Council Minutes**

### **B. Approve Financials**

**Motion:** Councilor Douglas moved to approve items A & B on the Consent Agenda. Councilor Rodriguez seconded the motion. Motion carried unanimously.

## **13. Consideration and possible action in regard to Resolution No. 21-05, a Resolution of the City Council of the City of Kenedy, Texas, Authorizing and Designating the Official Signatures of the City of Kenedy for Banking and Depository Services.**

Councilor Douglas made a motion to open item 13 for discussion. Councilor Rodriguez seconded the motion.

City Manager Linn addressed the council and stated any time there is change in the governing body for authorized signatory the City will notify the Depository Bank of change and make appropriate revisions.

**Motion:** Councilor Douglas moved to approve Resolution No. 21-05, a Resolution of the City Council of the City of Kenedy, Texas, Authorizing and Designating the Official Signatures of the City of Kenedy for Banking and Depository Services. Councilor Saenz seconded the motion. Motion carried unanimously.

## **14. Consideration and possible action in regard to having a "movie in the park" celebration on July 2, 2021 to include a drive-in movie, a DJ, food truck cuisine, and possibly a fireworks display; and authorizing all expenditures relating to the event to be reallocated from the Mayo Fest budget line item.**

Chief Ashe addressed the council about a movie in the park to be held on July 2, 2021 at the Joe Gulley park. The event would start about 6:00 p.m., for participants to enjoy food-trucks and music, with the movie to begin about 8:45 p.m. The budget for the movie event is estimated to be \$1,650.00. If a fireworks display was to be included in the event, the additional cost would run between \$12,000 to \$14,000.

Discussion was held among council in regard to event location for movie screen, location for fireworks display, security, food vendors, and fireworks budget reallocation from Mayo Fest budget.

**Motion:** Councilor Saenz moved to approve a “movie in the park” celebration on July 2, 2021 to include a drive-in movie, a DJ, food truck cuisine, and a fireworks display; and authorizing all expenditures relating to the event to be reallocated from the Mayo Fest budget line item. Councilor Parker seconded the motion. Motion carried unanimously.

**15. Consideration and possible action in regard to filling one (1) vacancy on the Kenedy Economic Development Board (4B) to serve one (1) two-year term beginning May 12, 2021 and ending May 11, 2023; appointees to be considered are: Ms. Amanda Hines, Mr. Demetrio Garcia, Mr. Don Staggs, Mr. Alberto Baldarramos, and Mr. Danny Oballel.**

Councilor Rodriguez made a motion to open item 15 for discussion. Councilor Douglas seconded the motion.

City Manager Linn addressed the council and stated Demetrio D. Garcia withdrew name from consideration.

**Motion:** Councilor Rodriguez moved to appoint Don Staggs to filling one (1) vacancy on the Kenedy Economic Development Board (4B) to serve one (1) two-year term beginning May 12, 2021 and ending May 11, 2023. Councilor Saenz seconded the motion.

In favor: Councilor Rodriguez, Councilor Parker, Councilor Douglas, Councilor Schultz  
Opposed: Councilor Saenz  
Motion passed four to one.

**16. Consideration and possible action in regard to appointing two (2) Councilors as City Council representatives to the Escondido Creek Parkway Oversight Committee; appointees to be considered are: Ms. Cindy Saenz, Mr. Chris Parker, Mr. James Douglas, and Ms. Sandra Schultz.**

Councilor Saenz made a motion to open item 16 for discussion. Councilor Douglas seconded the motion.

City Manager Linn addressed the council to recommend separate motion to each appointment to record the results separately.

**Motion:** Councilor Rodriguez moved to appoint Councilor Saenz as City Council representatives to the Escondido Creek Parkway Oversight Committee. No councilor seconded the motion. Motion fails for lack of a second motion.

**Motion:** Councilor Douglas moved to appoint Councilor Parker as City Council representatives to the Escondido Creek Parkway Oversight Committee. Councilor Schultz seconded the motion.

In favor: Councilor Saenz, Councilor Rodriguez, Councilor Douglas,

Councilor Schultz  
Abstained: Councilor Parker  
Motion passed.

**Motion:** Councilor Saenz moved to appoint Councilor Douglas as City Council representatives to the Escondido Creek Parkway Oversight Committee. Councilor Parker seconded the motion.

In favor: Councilor Saenz, Councilor Rodriguez, Councilor Parker,  
Councilor Schultz  
Abstained: Councilor Douglas  
Motion passed.

**17. Consideration and possible action in regard to appointing one (1) Parks and Recreation Board Member to the Escondido Creek Parkway Oversight Committee; appointees to be considered are: Ms. Suzanne Nunez, Ms. Alicia Sandoval, Ms. Melissa Garcia, and Mr. Randy Garza. (Presenter: Mayor Baker)**

Councilor Rodriguez made a motion to open item 17 for discussion. Councilor Parker seconded the motion.

Mayor Baker stated the Parks and Recreation Board Secretary Lucille Matthews was added to the list for consideration to serve on the committee.

**Motion:** Councilor Douglas moved to appoint Suzanne Nunez as Parks and Recreation Board Member to the Escondido Creek Parkway Oversight Committee. Councilor Rodriguez seconded the motion. Motion carried unanimously.

**18. Consideration and possible action on selecting an Engineering/Architectural firm, for engineering and architectural services to be performed regarding the City of Kenedy Convention Center and authorizing the City Manager to enter into a Professional Services Agreement (PSA) with the selected firm.**

City Manager Linn addressed the council for the City of Kenedy Convention Center engineering and architectural request for qualifications summary. Three firms responded to the request: Rawley, McCoy, & Associates, PLLC., Kaarlsen, Noonan, Rittimann, Garcia, and WKMC Architects. City Manager Linn discussed recent experience, project cancellations, and claims for each firm. Discussion was held among the Council and City Manager Linn about the three firms and site locations.

Mayor Baker inquired with City Manager Linn for his recommendation. City Manager Linn's recommendation was for Rawley, McCoy, & Associates, PLLC.

**Motion:** Councilor Douglas moved to select Rawley, McCoy, & Associates, PLLC. for engineering and architectural services to be performed regarding the City of Kenedy Convention Center and authorizing the City Manager to enter into a Professional Services Agreement (PSA) with the selected firm. Councilor Saenz seconded the motion.

In favor: Councilor Saenz, Councilor Douglas, Councilor Parker,



Councilor Schultz  
Opposed: Councilor Rodriguez  
Motion passed.

**19. Consideration and possible action in regard to an update pertaining to the agreement for fire protection services between the City of Kenedy and the Kenedy Volunteer Fire Department. (Presenter: City Attorney Gad)**

City Attorney Gad addressed the council to discuss updates the Kenedy Volunteer Fire Department agreement for fire protection services. City Attorney Gad stated the mileage and equipment language was updated for clarity. Discussion was held about insurance.

No action taken.

**20. Consideration and possible action in regard to appointing a Mayor Pro-Tem.**

City Manager Linn addressed the council and stated any time there is change in the governing body after an election the Mayor Pro-Tem needs to be reappointed.

**Motion:** Councilor Douglas moved to nominate Councilor Saenz as Mayor Pro-Tem. Councilor Parker seconded the motion.

In favor: Councilor Schultz, Councilor Parker, Councilor Rodriguez,  
Councilor Douglas

Abstained: Councilor Saenz

Motion passed.

**21. Consideration and possible action in regard to establishing a date and time to conduct a workshop for the purpose of discussing items related to modifying the City Council Rules of Decorum, Division 2 Rules of Meetings and Order of Business; Subdivision III Order of Business; Section 2-62 and Section 2-63(c).**

Councilor Douglas made a motion to open item 21 for discussion. Mayor Pro-Tem Saenz seconded the motion.

Discussion held among council to establish date and time to conduct a workshop to modify ordinance and have the attorney present during workshop.

**Motion:** Councilor Douglas moved to set the workshop date to May 25, 2021 at 6:00 p.m. for the purpose of discussing items related to modifying the City Council Rules of Decorum, Division 2 Rules of Meetings and Order of Business; Subdivision III Order of Business; Section 2-62 and Section 2-63(c). Mayor Pro-Tem Saenz seconded the motion. Motion carried unanimously.

**22. Items to consider for placement on future agendas.**

Councilor Douglas stated he would like to see the results of the May 25, 2021 workshop be placed on the agenda. City Manager Linn clarified the item will automatically be on the agenda.

**23. Announcements of Community interest and/or upcoming events.**

Mayor Baker announced the ribbon cutting for the Karnes County Emergency Service Training facility will be held May 19, 2021. In addition, announced the Food Box Distribution event at the Otto Kaiser Memorial Hospital will be held on May 15, 2021.

**24. Adjourn.**

Mayor Baker adjourned the meeting at 8:01 p.m.

**APPROVED:**

\_\_\_\_\_  
Joe Baker, Mayor

**ATTEST:**

\_\_\_\_\_  
Ruby Beaven, City Secretary

Budget Month 8 66.67% of Bud. Yr.

## Available Liquidity

Tex Pool Accounts	Balance
General Fund	\$3,689,153.42
Hotel Motel Tax	\$2,225,915.79
Water/Sewer	\$853,207.19
Paving Fund	\$2,449,142.54
<b>Tex Pool Total</b>	<b>\$9,217,418.94</b>
Cash in Bank	\$904,566.66
<b>Total Available Liquidity</b>	<b>\$10,121,985.60</b>


Months of Expenses 6.545413094

## Revenues

	Current Period	Year to Date	Budgeted Amount	% Budget Act	% Budget Proj.	Budget Performance
General Fund	\$512,633.41	\$4,177,165.51	\$11,015,374.00	37.92%	66.67%	under performing
Water/Sewer	\$763,002.01	\$5,282,243.07	\$7,556,000.00	69.91%	66.67%	out performing
<b>Total Revenue</b>	<b>\$1,275,635.42</b>	<b>\$9,459,408.58</b>	<b>\$18,571,374.00</b>	<b>50.94%</b>	<b>66.67%</b>	<b>under performing</b>

## Expenditures

	Current Period	Year to Date	Budgeted Amount	% Budget Act	% Budget Proj.	Budget Performance
General Fund	\$513,100.67	\$8,857,644.92	\$11,303,841.12	78.36%	66.67%	under performing
Water/Sewer	\$637,685.37	\$4,298,569.91	\$7,253,250.00	59.26%	66.67%	out performing
<b>Total Expenditures</b>	<b>\$1,150,786.04</b>	<b>\$13,156,214.83</b>	<b>\$18,557,091.12</b>	<b>70.90%</b>	<b>66.67%</b>	<b>under performing</b>
<b>Net Increase/Decrease</b>		<b>(\$3,696,806.25)</b>	<b>\$14,282.88</b>			



**Summary Statement**

**TEXPOOL**

Deposit Reports	Withdrawal Report Scheduler	Transfer Report Access	Multi Transaction Statements Help / Contact Us	Vendor Payment Inquiry Update Profile	Maintenance Change Location Logout
--------------------	--------------------------------	---------------------------	--	---	--

TexPool Participant Services  
1001 Texas Ave, Ste 1150  
Houston, TX 77002

CITY OF KENEDY  
ATTN AMANDA HINES  
303 W MAIN ST  
KENEDY TX 78119-2721

Statement Period 05/01/2021 - 05/31/2021  
Customer Services 1-866-TEX-POOL  
Location 000079528

#### GENERAL FUND ACCOUNT - 07952800001

Pool Name	Beginning Balance	Total Deposit	Total Withdrawal	Total Interest	Current Balance	Average Balance
TexPool	\$3,689,121.56	\$0.00	\$0.00	\$31.86	\$3,689,153.42	\$3,689,125.67
TexPool Prime	\$0.00	\$0.00	\$0.00	\$0.00	\$0.00	\$0.00
Total Dollar Value	\$3,689,121.56	\$0.00	\$0.00	\$31.86	\$3,689,153.42	

#### HOTEL MOTEL TAX ACCOUNT - 07952800002

Pool Name	Beginning Balance	Total Deposit	Total Withdrawal	Total Interest	Current Balance	Average Balance
TexPool	\$2,225,896.43	\$0.00	\$0.00	\$19.36	\$2,225,915.79	\$2,225,898.93
TexPool Prime	\$0.00	\$0.00	\$0.00	\$0.00	\$0.00	\$0.00
Total Dollar Value	\$2,225,896.43	\$0.00	\$0.00	\$19.36	\$2,225,915.79	

#### WATERWORKS SEWER - 07952800003

Pool Name	Beginning Balance	Total Deposit	Total Withdrawal	Total Interest	Current Balance	Average Balance
TexPool	\$853,199.70	\$0.00	\$0.00	\$7.49	\$853,207.19	\$853,200.67
TexPool Prime	\$0.00	\$0.00	\$0.00	\$0.00	\$0.00	\$0.00
Total Dollar Value	\$853,199.70	\$0.00	\$0.00	\$7.49	\$853,207.19	

#### PAVING FUND - 07952800004

Pool Name	Beginning Balance	Total Deposit	Total Withdrawal	Total Interest	Current Balance	Average Balance
TexPool	\$2,449,121.30	\$0.00	\$0.00	\$21.24	\$2,449,142.54	\$2,449,124.04
TexPool Prime	\$0.00	\$0.00	\$0.00	\$0.00	\$0.00	\$0.00
Total Dollar Value	\$2,449,121.30	\$0.00	\$0.00	\$21.24	\$2,449,142.54	

#### Account Totals

Pool Name	Beginning Balance	Total Deposit	Total Withdrawal	Total Interest	Current Balance
TexPool	\$9,217,338.99	\$0.00	\$0.00	\$79.95	\$9,217,418.94
TexPool Prime	\$0.00	\$0.00	\$0.00	\$0.00	\$0.00
Total Dollar Value	\$9,217,338.99	\$0.00	\$0.00	\$79.95	\$9,217,418.94

CITY OF KENEDY  
REVENUE & EXPENSE REPORT (UNAUDITED)  
AS OF: MAY 31ST, 2021

10 -GENERAL FUND  
FINANCIAL SUMMARY

66.67% OF YEAR COMP.

	CURRENT BUDGET	CURRENT PERIOD	YEAR TO DATE ACTUAL	% OF BUDGET	BUDGET BALANCE
<u>REVENUE SUMMARY</u>					
ALL REVENUE	11,015,374.00	512,633.41	4,177,165.51	37.92	6,838,208.49
TOTAL REVENUES	11,015,374.00	512,633.41	4,177,165.51	37.92	6,838,208.49
<u>EXPENDITURE SUMMARY</u>					
ADMINISTRATION	7,660,916.83	273,378.83	6,787,214.05	88.60	873,702.78
POLICE DEPARTMENT	1,203,029.31	91,970.92	846,792.25	70.39	356,237.06
ANIMAL CONTROL	137,643.61	10,064.97	77,424.70	56.25	60,218.91
FIRE DEPARTMENT	251,847.80	2,872.34	41,161.94	16.34	210,685.86
COMMUNITY DEVELOPMENT	225,000.00	13,961.39	110,299.94	49.02	114,700.06
STREET DEPARTMENT	1,230,020.00	71,497.58	606,634.86	49.32	623,385.14
EMERGENCY MANAGEMENT	1,820.00	0.00	214.63	11.79	1,605.37
LIBRARY	6,000.00	823.13	3,261.50	54.36	2,738.50
PARK DEPARTMENT	427,775.95	40,434.72	267,718.02	62.58	160,057.93
JUDICIAL	198,921.38	8,096.79	116,923.03	58.78	81,998.35
ENGINEERING	110,886.24	0.00	0.00	0.00	110,886.24
TOTAL EXPENDITURES	11,453,861.12	513,100.67	8,857,644.92	77.33	2,596,216.20
REVENUES OVER/(UNDER) EXPENDITURES	( 438,487.12)	( 467.26)	( 4,680,479.41)		4,241,992.29

CITY OF KENEDY  
REVENUE & EXPENSE REPORT (UNAUDITED)  
AS OF: MAY 31ST, 2021

10 -GENERAL FUND

66.67% OF YEAR COMP.

REVENUES	CURRENT BUDGET	CURRENT PERIOD	YEAR TO DATE ACTUAL	% OF BUDGET	BUDGET BALANCE
<u>AD VALOREM TAXES</u>					
10-00-301.01 AD VALOREM TAX CURRENT	408,524.00	2,995.38	503,372.83	123.22 (	94,848.83)
10-00-301.02 DELINQUENT AV TAXES	0.00	3,107.26	14,381.55	0.00 (	14,381.55)
10-00-301.03 PENALTY & INTEREST	0.00	1,699.01	6,216.48	0.00 (	6,216.48)
10-00-301.05 ATTORNEY FEES	0.00	684.42	3,869.90	0.00 (	3,869.90)
10-00-301.06 ADVALOREM TAX-I&S	153,367.00	1,085.21	94,342.33	61.51	59,024.67
TOTAL AD VALOREM TAXES	561,891.00	9,571.28	622,183.09	110.73 (	60,292.09)
<u>FRANCHISE TAXES</u>					
10-00-302.01 GAS FRANCHISE TAX	13,400.00	4,264.15	7,278.46	54.32	6,121.54
10-00-302.02 ELECTRIC FRANCHISE TAX	128,800.00	9,458.20	73,446.06	57.02	55,353.94
10-00-302.03 TELEPHONE FRANCHISE TAX	19,000.00	3,875.96	13,089.09	68.89	5,910.91
10-00-302.04 CABLE TV FRANCHISE TAX	3,500.00	0.00	1,940.35	55.44	1,559.65
10-00-302.07 SOLID WASTE FRANCHISE TAX	3,300.00	1,554.64	4,543.10	137.67 (	1,243.10)
TOTAL FRANCHISE TAXES	168,000.00	19,152.95	100,297.06	59.70	67,702.94
<u>SALES TAX</u>					
10-00-303.01 SALES TAX	1,800,000.00	170,434.71	1,018,703.68	56.59	781,296.32
10-00-303.02 ALCOHOLIC BEVERAGE TAX	20,000.00	1,041.59	11,557.61	57.79	8,442.39
TOTAL SALES TAX	1,820,000.00	171,476.30	1,030,261.29	56.61	789,738.71
<u>PERMITS &amp; FEES</u>					
10-00-304.03 BLDG/REGULATORY PERMITS	30,000.00	2,824.48	21,644.74	72.15	8,355.26
10-00-304.05 VENDOR PERMITS	0.00	85.00	410.00	0.00 (	410.00)
10-00-304.06 GARAGE SALES	0.00	25.00	330.00	0.00 (	330.00)
10-00-304.07 LIENS & LOT MAINTENANCE RE	0.00	651.00	15,639.00	0.00 (	15,639.00)
TOTAL PERMITS & FEES	30,000.00	3,585.48	38,023.74	126.75 (	8,023.74)
<u>FINES &amp; MISCELLANEOUS REV</u>					
10-00-305.01 MUNICIPAL COURT	210,000.00	29,105.88	244,317.84	116.34 (	34,317.84)
10-00-305.03 ANIMAL CONTROL	650.00	50.00	350.00	53.85	300.00
TOTAL FINES & MISCELLANEOUS REV	210,650.00	29,155.88	244,667.84	116.15 (	34,017.84)
<u>GARBAGE COLLECTION</u>					
10-00-306.01 GARBAGE COLLECTION	754,000.00	62,554.63	484,493.13	64.26	269,506.87
TOTAL GARBAGE COLLECTION	754,000.00	62,554.63	484,493.13	64.26	269,506.87
<u>RENTAL</u>					
10-00-307.01 AUDITORIUM	9,000.00	300.00	3,950.00	43.89	5,050.00
10-00-307.02 PAVILION	500.00 (	50.00)	990.00	198.00 (	490.00)
10-00-307.03 GAZEBO	100.00	0.00	0.00	0.00	100.00
10-00-307.04 BALL FIELDS	0.00	25,559.46	26,085.46	0.00 (	26,085.46)
TOTAL RENTAL	9,600.00	25,809.46	31,025.46	323.18 (	21,425.46)
<u>OTHER REVENUE</u>					
10-00-308.00 TRANSFER FROM GEN FD SURPL	4,205,000.00	0.00	0.00	0.00	4,205,000.00
10-00-308.01 TRANS FR WAT-ADMIN/DEBT SE	2,259,827.00	188,318.92	1,429,913.52	63.28	829,913.48
10-00-308.02 FIRE DISTRICT	145,000.00	0.00	39,000.00	26.90	106,000.00

CITY OF KENEDY  
REVENUE & EXPENSE REPORT (UNAUDITED)  
AS OF: MAY 31ST, 2021

## 10 -GENERAL FUND

66.67% OF YEAR COMP.

REVENUES	CURRENT BUDGET	CURRENT PERIOD	YEAR TO DATE ACTUAL	% OF BUDGET	BUDGET BALANCE
10-00-308.03 4B TRANSFER-PARK MAINTENAN	487,530.00	0.00	0.00	0.00	487,530.00
10-00-308.04 SURPLUS EQUIPMENT SALES	0.00	54.80	130.80	0.00 (	130.80)
10-00-308.05 INTEREST EARNED	66,000.00	31.86	2,292.37	3.47	63,707.63
10-00-308.09 MISCELLANEOUS REVENUE	0.00	137.43	19,298.29	0.00 (	19,298.29)
10-00-308.10 4B REIMB PARK CONTIGENCY	15,000.00	0.00	0.00	0.00	15,000.00
10-00-308.14 AIRPORT T-HANGER RENTAL	0.00	0.00	864.00	0.00 (	864.00)
10-00-308.15 STUDENT RESOURCE OFFICER R	41,201.00	0.00	23,827.99	57.83	17,373.01
10-00-308.16 AIRPORT ADMINISTRATION FEE	10,000.00	0.00	0.00	0.00	10,000.00
10-00-308.20 SCRAP METAL/RECYCLING INCO	0.00	0.00	665.50	0.00 (	665.50)
TOTAL OTHER REVENUE	7,229,558.00	188,543.01	1,515,992.47	20.97	5,713,565.53
 <u>SUNDRY</u>					
10-00-309.01 FAX SERVICE	50.00	2.00	5.00	10.00	45.00
10-00-309.02 COPIES	50.00	2.50	8.70	17.40	41.30
TOTAL SUNDRY	100.00	4.50	13.70	13.70	86.30
 <u>FUND REVENUE</u>					
10-00-370.03 OIL ROYALTY - MENSICK UNIT	9,075.00	1,206.06	6,945.11	76.53	2,129.89
10-00-370.08 OIL ROYALTY-YOUNG/KENEDY C	213,000.00	0.00	98,816.38	46.39	114,183.62
10-00-370.09 OIL ROYALTY - BLACKJACK	9,000.00	1,573.86	4,446.24	49.40	4,553.76
10-00-370.20 OIL ROYALTIES - OTHER	500.00	0.00	0.00	0.00	500.00
TOTAL FUND REVENUE	231,575.00	2,779.92	110,207.73	47.59	121,367.27
 <hr/>					
TOTAL REVENUES	11,015,374.00	512,633.41	4,177,165.51	37.92	6,838,208.49



CITY OF KENEDY  
REVENUE & EXPENSE REPORT (UNAUDITED)

AS OF: MAY 31ST, 2021

20 -WATERWORKS/SEWER FUND  
FINANCIAL SUMMARY

66.67% OF YEAR COMP.

	CURRENT BUDGET	CURRENT PERIOD	YEAR TO DATE ACTUAL	% OF BUDGET	BUDGET BALANCE
<u>REVENUE SUMMARY</u>					
ALL REVENUE	<u>7,556,000.00</u>	<u>763,002.01</u>	<u>5,282,243.07</u>	<u>69.91</u>	<u>2,273,756.93</u>
TOTAL REVENUES	<u>7,556,000.00</u>	<u>763,002.01</u>	<u>5,282,243.07</u>	<u>69.91</u>	<u>2,273,756.93</u>
<u>EXPENDITURE SUMMARY</u>					
SEWER OPERATING COSTS	<u>2,597,250.00</u>	<u>183,616.42</u>	<u>1,401,942.62</u>	<u>53.98</u>	<u>1,195,307.38</u>
WATER OPERATING COSTS	<u>4,656,000.00</u>	<u>454,068.95</u>	<u>2,896,627.29</u>	<u>62.21</u>	<u>1,759,372.71</u>
TOTAL EXPENDITURES	<u>7,253,250.00</u>	<u>637,685.37</u>	<u>4,298,569.91</u>	<u>59.26</u>	<u>2,954,680.09</u>
REVENUES OVER/(UNDER) EXPENDITURES	302,750.00	125,316.64	983,673.16	(	680,923.16)

CITY OF KENEDY  
REVENUE & EXPENSE REPORT (UNAUDITED)  
AS OF: MAY 31ST, 2021

40 -INTEREST & SINKING FUND  
FINANCIAL SUMMARY

66.67% OF YEAR COMP.

	CURRENT BUDGET	CURRENT PERIOD	YEAR TO DATE ACTUAL	% OF BUDGET	BUDGET BALANCE
<u>REVENUE SUMMARY</u>					
ALL REVENUE	<u>1,206,170.00</u>	<u>100,522.05</u>	<u>804,178.85</u>	<u>66.67</u>	<u>401,991.15</u>
TOTAL REVENUES	<u>1,206,170.00</u>	<u>100,522.05</u>	<u>804,178.85</u>	<u>66.67</u>	<u>401,991.15</u>
<u>EXPENDITURE SUMMARY</u>					
I & S	<u>1,203,569.00</u>	<u>450.00</u>	<u>1,153,806.49</u>	<u>95.87</u>	<u>49,762.51</u>
TOTAL EXPENDITURES	<u>1,203,569.00</u>	<u>450.00</u>	<u>1,153,806.49</u>	<u>95.87</u>	<u>49,762.51</u>
REVENUES OVER/(UNDER) EXPENDITURES	2,601.00	100,072.05	( 349,627.64)		352,228.64

CITY OF KENEDY  
REVENUE & EXPENSE REPORT (UNAUDITED)  
AS OF: MAY 31ST, 2021

50 -PAVING FUND  
FINANCIAL SUMMARY

66.67% OF YEAR COMP.

	CURRENT BUDGET	CURRENT PERIOD	YEAR TO DATE ACTUAL	% OF BUDGET	BUDGET BALANCE
<u>REVENUE SUMMARY</u>					
ALL REVENUE	41,718.30	3,206.10	26,557.40	63.66	15,160.90
TOTAL REVENUES	41,718.30	3,206.10	26,557.40	63.66	15,160.90
<u>EXPENDITURE SUMMARY</u>					
PECAN ST. PAVING	38,218.30	0.00	35,045.00	91.70	3,173.30
TOTAL EXPENDITURES	38,218.30	0.00	35,045.00	91.70	3,173.30
REVENUES OVER/(UNDER) EXPENDITURES	3,500.00	3,206.10	( 8,487.60)		11,987.60

CITY OF KENEDY  
REVENUE & EXPENSE REPORT (UNAUDITED)  
AS OF: MAY 31ST, 2021

50 -PAVING FUND  
PECAN ST. PAVING

66.67% OF YEAR COMP.

DEPARTMENTAL EXPENDITURES	CURRENT BUDGET	CURRENT PERIOD	YEAR TO DATE ACTUAL	% OF BUDGET	BUDGET BALANCE
<u>FUND EXPENSE</u>					
50-50-640.01 PECAN ST. PAVING	38,218.30	0.00	35,045.00	91.70	3,173.30
TOTAL FUND EXPENSE	38,218.30	0.00	35,045.00	91.70	3,173.30
<u>CAPITAL IMPROVEMENTS</u>					
TOTAL PECAN ST. PAVING	38,218.30	0.00	35,045.00	91.70	3,173.30
TOTAL EXPENDITURES	38,218.30	0.00	35,045.00	91.70	3,173.30
REVENUES OVER/(UNDER) EXPENDITURES	3,500.00	3,206.10 (	8,487.60)		11,987.60

\*\*\* END OF REPORT \*\*\*

CITY OF KENEDY  
REVENUE & EXPENSE REPORT (UNAUDITED)  
AS OF: MAY 31ST, 2021

65 -2016 CO BOND CONSTRUCTION  
FINANCIAL SUMMARY

66.67% OF YEAR COMP.

	CURRENT BUDGET	CURRENT PERIOD	YEAR TO DATE ACTUAL	% OF BUDGET	BUDGET BALANCE
<u>REVENUE SUMMARY</u>					
ALL REVENUE	500.00	43.45	580.99	116.20	( 80.99)
TOTAL REVENUES	500.00	43.45	580.99	116.20	( 80.99)
<u>EXPENDITURE SUMMARY</u>					
EAST MAIN DRAINAGE IMPRO	580,649.00	1,505.00	137,070.60	23.61	443,578.40
TOTAL EXPENDITURES	580,649.00	1,505.00	137,070.60	23.61	443,578.40
REVENUES OVER/(UNDER) EXPENDITURES	( 580,149.00)	( 1,461.55)	( 136,489.61)		( 443,659.39)

CITY OF KENEDY  
REVENUE & EXPENSE REPORT (UNAUDITED)  
AS OF: MAY 31ST, 2021

70 -CAPITAL IMPROVEMENT  
FINANCIAL SUMMARY

66.67% OF YEAR COMP.

	CURRENT BUDGET	CURRENT PERIOD	YEAR TO DATE ACTUAL	% OF BUDGET	BUDGET BALANCE
<u>REVENUE SUMMARY</u>					
ALL REVENUE	2,000.00	0.00	130.08	6.50	1,869.92
TOTAL REVENUES	2,000.00	0.00	130.08	6.50	1,869.92
<u>EXPENDITURE SUMMARY</u>					
CAPITAL IMPROVEMENTS-OTHE	0.00	0.00	67,985.85	0.00	( 67,985.85)
TOTAL EXPENDITURES	0.00	0.00	67,985.85	0.00	( 67,985.85)
REVENUES OVER/(UNDER) EXPENDITURES	2,000.00	0.00	( 67,855.77)		69,855.77

CITY OF KENEDY  
REVENUE & EXPENSE REPORT (UNAUDITED)  
AS OF: MAY 31ST, 2021

75 -AIRPORT FUND  
FINANCIAL SUMMARY

66.67% OF YEAR COMP.

	CURRENT BUDGET	CURRENT PERIOD	YEAR TO DATE ACTUAL	% OF BUDGET	BUDGET BALANCE
<u>REVENUE SUMMARY</u>					
ALL REVENUE	152,948.00	12,905.53	109,922.15	71.87	43,025.85
TOTAL REVENUES	152,948.00	12,905.53	109,922.15	71.87	43,025.85
<u>EXPENDITURE SUMMARY</u>					
AIRPORT OPERATIONS	133,682.00	3,757.54	24,796.97	18.55	108,885.03
TOTAL EXPENDITURES	133,682.00	3,757.54	24,796.97	18.55	108,885.03
REVENUES OVER/ (UNDER) EXPENDITURES	19,266.00	9,147.99	85,125.18	(	65,859.18)



CITY OF KENEDY  
REVENUE & EXPENSE REPORT (UNAUDITED)

AS OF: MAY 31ST, 2021

80 -HOTEL/MOTEL TAX FUND  
FINANCIAL SUMMARY

66.67% OF YEAR COMP.

	CURRENT BUDGET	CURRENT PERIOD	YEAR TO DATE ACTUAL	% OF BUDGET	BUDGET BALANCE
<u>REVENUE SUMMARY</u>					
ALL REVENUE	522,000.00	44,446.75	400,556.36	76.73	121,443.64
TOTAL REVENUES	522,000.00	44,446.75	400,556.36	76.73	121,443.64
<u>EXPENDITURE SUMMARY</u>					
HOTEL/MOTEL TAX	522,000.00	13,090.58	252,650.73	48.40	269,349.27
TOTAL EXPENDITURES	522,000.00	13,090.58	252,650.73	48.40	269,349.27
REVENUES OVER/(UNDER) EXPENDITURES	0.00	31,356.17	147,905.63	{	147,905.63}

## REVENUE &amp; EXPENSE REPORT (UNAUDITED)

AS OF: MAY 31ST, 2021

101-CIP AIRPORT TAXIWAY LIGHT  
FINANCIAL SUMMARY

66.67% OF YEAR COMP.

	CURRENT BUDGET	CURRENT PERIOD	YEAR TO DATE ACTUAL	% OF BUDGET	BUDGET BALANCE
<u>REVENUE SUMMARY</u>					
ALL REVENUE	250,700.00	0.00	0.00	0.00	250,700.00
TOTAL REVENUES	250,700.00	0.00	0.00	0.00	250,700.00
<u>EXPENDITURE SUMMARY</u>					
AIRPORT PROJECTS	250,700.00	0.00	254,809.00	101.64	( 4,109.00)
TOTAL EXPENDITURES	250,700.00	0.00	254,809.00	101.64	( 4,109.00)
REVENUES OVER/(UNDER) EXPENDITURES	0.00	0.00	( 254,809.00)		254,809.00

CITY OF KENEDY  
REVENUE & EXPENSE REPORT (UNAUDITED)  
AS OF: MAY 31ST, 2021

201-CIP CARRIZO WATER LINE  
CARRIZO WATER PROJECT

66.67% OF YEAR COMP.

DEPARTMENTAL EXPENDITURES	CURRENT BUDGET	CURRENT PERIOD	YEAR TO DATE ACTUAL	% OF BUDGET	BUDGET BALANCE
<hr/>					
<u>CAPITAL PURCHASES</u>					
201-00-590.02 CARRIZO WATER LINE	0.00	460,194.78	1,763,421.70	0.00	( 1,763,421.70)
TOTAL CAPITAL PURCHASES	0.00	460,194.78	1,763,421.70	0.00	( 1,763,421.70)
<hr/>					
TOTAL CARRIZO WATER PROJECT	0.00	460,194.78	1,763,421.70	0.00	( 1,763,421.70)
<hr/>					
TOTAL EXPENDITURES	0.00	460,194.78	1,763,421.70	0.00	( 1,763,421.70)
	=====	=====	=====	=====	=====
REVENUES OVER/(UNDER) EXPENDITURES	0.00	( 460,194.78)	( 1,763,421.70)		1,763,421.70

\*\*\* END OF REPORT \*\*\*

CITY OF KENEDY  
REVENUE & EXPENSE REPORT (UNAUDITED)  
AS OF: MAY 31ST, 2021

205-CIP GRAHAM RD WAT LIN PH1  
FINANCIAL SUMMARY

66.67% OF YEAR COMP.

	CURRENT BUDGET	CURRENT PERIOD	YEAR TO DATE ACTUAL	% OF BUDGET	BUDGET BALANCE
<u>REVENUE SUMMARY</u>					
ALL REVENUE	41,955.00	3,496.25	27,970.00	66.67	13,985.00
TOTAL REVENUES	41,955.00	3,496.25	27,970.00	66.67	13,985.00
<u>EXPENDITURE SUMMARY</u>					
GRAHAM RD WATER LINE PH1	41,955.00	0.00	30,010.00	71.53	11,945.00
TOTAL EXPENDITURES	41,955.00	0.00	30,010.00	71.53	11,945.00
REVENUES OVER/(UNDER) EXPENDITURES	0.00	3,496.25	( 2,040.00)		2,040.00

CITY OF KENEDY  
REVENUE & EXPENSE REPORT (UNAUDITED)  
AS OF: MAY 31ST, 2021

206-CIP GRAHAM RD WAT LIN PH2  
FINANCIAL SUMMARY

66.67% OF YEAR COMP.

	CURRENT BUDGET	CURRENT PERIOD	YEAR TO DATE ACTUAL	% OF BUDGET	BUDGET BALANCE
<u>REVENUE SUMMARY</u>					
ALL REVENUE	48,970.00	4,080.83	32,646.66	66.67	16,323.34
TOTAL REVENUES	48,970.00	4,080.83	32,646.66	66.67	16,323.34
<u>EXPENDITURE SUMMARY</u>					
GRAHAM RD WATER LINE PH2	48,970.00	0.00	43,095.00	88.00	5,875.00
TOTAL EXPENDITURES	48,970.00	0.00	43,095.00	88.00	5,875.00
REVENUES OVER/ (UNDER) EXPENDITURES	0.00	4,080.83	( 10,448.34)		10,448.34

CITY OF KENEDY  
REVENUE & EXPENSE REPORT (UNAUDITED)  
AS OF: MAY 31ST, 2021

301-CIP WASTEWATER TP PH 2  
FINANCIAL SUMMARY

66.67% OF YEAR COMP.

	CURRENT BUDGET	CURRENT PERIOD	YEAR TO DATE ACTUAL	% OF BUDGET	BUDGET BALANCE
<u>REVENUE SUMMARY</u>					
ALL REVENUE	1,247,250.00	103,937.50	831,500.00	66.67	415,750.00
TOTAL REVENUES	1,247,250.00	103,937.50	831,500.00	66.67	415,750.00
<u>EXPENDITURE SUMMARY</u>					
CAPITAL PROJECTS	1,247,250.00	146,100.00	1,159,599.00	92.97	87,651.00
TOTAL EXPENDITURES	1,247,250.00	146,100.00	1,159,599.00	92.97	87,651.00
REVENUES OVER/(UNDER) EXPENDITURES	0.00	( 42,162.50)	( 328,099.00)		328,099.00

CITY OF KENEDY  
REVENUE & EXPENSE REPORT (UNAUDITED)  
AS OF: MAY 31ST, 2021

401-CIP PAVING PULLIN ST.  
FINANCIAL SUMMARY

66.67% OF YEAR COMP.

	CURRENT BUDGET	CURRENT PERIOD	YEAR TO DATE ACTUAL	% OF BUDGET	BUDGET BALANCE
<u>REVENUE SUMMARY</u>					
ALL REVENUE	161,781.70	13,481.81	107,854.47	66.67	53,927.23
TOTAL REVENUES	161,781.70	13,481.81	107,854.47	66.67	53,927.23
<u>EXPENDITURE SUMMARY</u>					
PULLIN ST PAVING	161,781.70	0.00	161,781.70	100.00	0.00
TOTAL EXPENDITURES	161,781.70	0.00	161,781.70	100.00	0.00
REVENUES OVER/(UNDER) EXPENDITURES	0.00	13,481.81 (	53,927.23)		53,927.23




CITY OF KENEDY  
REVENUE & EXPENSE REPORT (UNAUDITED)  
AS OF: MAY 31ST, 2021

403-CIP PAVING EAST GRAHAM  
FINANCIAL SUMMARY

66.67% OF YEAR COMP.

	CURRENT BUDGET	CURRENT PERIOD	YEAR TO DATE ACTUAL	% OF BUDGET	BUDGET BALANCE
<u>REVENUE SUMMARY</u>					
ALL REVENUE	48,060.34	4,005.03	32,040.23	66.67	16,020.11
TOTAL REVENUES	48,060.34	4,005.03	32,040.23	66.67	16,020.11
<u>EXPENDITURE SUMMARY</u>					
CIP EAST GRAHAM RD REEP	48,060.34	16,082.85	48,060.34	100.00	0.00
TOTAL EXPENDITURES	48,060.34	16,082.85	48,060.34	100.00	0.00
REVENUES OVER/(UNDER) EXPENDITURES	0.00	( 12,077.82)	( 16,020.11)		16,020.11




**June 8, 2021**

**City Council Meeting**

**Item # 10**

**Intentionally  
Left  
Blank**



**June 8, 2021**

**City Council Meeting**

**Item # 11**

## ORDINANCE NO. 21-08

**AN ORDINANCE OF THE CITY OF KENEDY, TEXAS, AMENDING THE CODE OF ORDINANCES, CHAPTER 2 ADMINISTRATION; ARTICLE II CITY COUNCIL; DIVISION 2 RULES OF MEETINGS AND ORDER OF BUSINESS; SUBDIVISION III ORDER OF BUSINESS; SECTION 2-62 GENERAL ORDER; AND SECTION 2-63 PLACEMENT OF AN ITEM ON AN AGENDA, SUBSECTION (C); PROVIDING A REPEALING CLAUSE; PROVIDING FOR SEVERABILITY; AND PROVIDING AN EFFECTIVE DATE.**

**WHEREAS**, the City of Kenedy, as a general law city, has the authority as provided under the state constitution and statutes to adopt ordinances providing for the operation of its government and the conduct of its governing body; and,

**WHEREAS**, the City of Kenedy has established Chapter 2 Administration; Article II City Council; Division 2 Rules of Meetings and Order of Business; Subdivision III Order of Business; Section 2-62 General Order; and Section 2-63 Placement of an Item on an Agenda, Subsection (c); in the City of Kenedy Code of Ordinances; and

**WHEREAS**, the City Council desires to amend and supplement its regulations as provided by and consistent with Texas law.

**NOW, THEREFORE, BE IT ORDAINED BY THE CITY COUNCIL OF THE CITY OF KENEDY, TEXAS:**

**Section 1.** That the recitals contained in the preamble hereto are hereby found to be true and such recitals are hereby made a part of this Ordinance for all purposes and are adopted as a part of the judgment and findings of the Council.

**Section 2.** The City of Kenedy Code of Ordinances Chapter 2 Administration; Article II City Council; Division 2 Rules of Meetings and Order of Business; Subdivision III Order of Business; Section 2-62 General Order; and Section 2-63 Placement of an Item on an Agenda, Subsection (c); is hereby amended and updated as set forth in Attachment "A".

[Note – additions to the current code of ordinances are shown as underlined and deletions are shown as ~~striketrough~~]:

**Section 3. Repealer.** This ordinance shall be cumulative of all other ordinances of the City of Kenedy, and this ordinance shall not operate to repeal or affect any other ordinances of the City except Ordinance of 19-4 (§ 1), or insofar as the provisions thereof might be inconsistent or in conflict with the provisions of this ordinance, in which event such conflicting provisions, if any, are hereby repealed. The repeal or amendment of any ordinance or part of ordinances effectuated by the enactment of this ordinance shall not be construed as abandoning any action now pending under or by virtue of such ordinance or as discontinuing, abating, modifying, or

altering any penalty accruing or to accrue or as affecting any rights of the City of Kenedy under any section or provisions of any ordinances in effect at the time of passage of this ordinance.

**Section 4. Severability.** It is hereby declared to be the intention of the City Council that the phrases, clauses, sentences, paragraphs, and sections of this ordinance be severable, and, if any phrase, clause, sentence, paragraph, or section of this ordinance shall be declared invalid by judgment or decree of any court of competent jurisdiction, such invalidity shall not affect any of the remaining phrases, clauses, sentences, paragraphs, or sections of this ordinance and the remainder of this ordinance shall be enforced as written.

**Section 5.** That it is officially found, determined and declared that the meeting at which this Ordinance is adopted was open to the public and public notice of the time, place, and subject matter of the public business to be considered at such meeting, including this ordinance, was given, all as required by Chapter 551, as amended, Texas Government Code.

**Section 6. Effective Date.** This Ordinance will take effect upon its adoption by the City Council and publications requirements as required by law.

PASSED AND APPROVED this 8th day of June, 2021.

CITY OF KENEDY, TEXAS

By: \_\_\_\_\_  
Joe Baker, Mayor

ATTEST:

\_\_\_\_\_  
Ruby Beaven, City Secretary



## ATTACHMENT "A"

### CHAPTER 2 ADMINISTRATION

#### ARTICLE II. - CITY COUNCIL

#### DIVISION 2. - RULES OF MEETINGS AND ORDER OF BUSINESS

##### Subdivision III. - Order of Business

- **Sec. 2-62. - General order.**

City council meetings will be generally conducted in the following order, unless otherwise necessary as determined by the mayor, city manager or city secretary. A closed session may be held at any time during a meeting consistent with applicable state law.

(1) *Workshop agenda.*

- a. Call to order.
- b. Roll call.
- c. Announcements.
- d. Public recognition.
- e. ~~Workshop items.~~ Public comment.
- f. ~~Public comment.~~ Workshop items.
- g. Adjourn.

(2) *Regular meeting agenda.*

- a. Call to order.
- b. Invocation and pledge of allegiance.
- c. Roll call.
- d. Citizen's forum.
- e. Consent agenda.



f. Public hearings/action.

g. Action items.

h. Reports from staff, outside entities, advisory committees and boards.

i. Items for future agendas.

j. Announcements.

k. Closed session.

l. Reconvene into open session for possible action resulting from any items posted and legally discussed in closed session.

m. Adjourn.

(Ord. No. [19-4](#), pt. 1, 7-2-2019)

• **Sec. 2-63. - Placement of an item on an agenda.**

(a) All items for placement on an agenda shall be coordinated through the mayor and city manager. The city manager shall be responsible for coordinating items and supporting documentation for the agenda for timely submission to the city secretary.

(b) Members of city council wishing to place any item on an agenda may do so at the end of a council meeting during the section provided for "items for future agendas."

(c) Should a city council member need an item placed on the agenda before council convenes in a council meeting and the item has already been removed from the agenda by the mayor, the council member shall obtain a signed statement from one additional city council member explaining the item they wish to appear on the next agenda, prepare an agenda item request form and submit the completed agenda item request form prior to the deadline for agenda items. The city secretary will provide the necessary statement form. This form may be submitted to the city manager or the city secretary.

The mayor and any city councilmember may submit agenda items which shall be included on the agenda. Items must reach the city secretary by 5:00 p.m. Friday one (1) week prior to the posting of the agenda.

(d) The mayor, city manager or appropriate city council member shall be listed as the sponsor for each agenda item that has been individually requested.

(Ord. No. [19-4](#), pt. 1, 7-2-2019)