



REGULAR CITY COUNCIL MEETING AGENDA
AUGUST 10, 2021 – 6:00 P.M.
CITY AUDITORIUM IN THE RUHMAN C. FRANKLIN MUNICIPAL BUILDING
303 W. MAIN ST., KENEDY, TX. 78119

Notice is hereby given of a Regular Meeting of the City Council on the 10th day of August, 2021 at 6:00 p.m. at which time business will be conducted in accordance with Local Government Code 551 as follows:

Opening Agenda

1. Call Regular City Council meeting to order.
2. Call Roll and establish a quorum is present.
3. Prayer to be led by Pastor Matt Singleton with First Baptist Church.
4. Pledge of Allegiance.
5. Citizen comment.
6. Departmental Reports.
 - Public Works Report
 - Police Chief Report
 - Building Department & Code Compliance Reports
 - Streets & Parks Reports
 - City Secretary Report
7. City Manager Report.
 - Current Projects, Future Projects, Current Operations, and/or Future Operations
 - Presentation of Financials.

Consent Agenda

This section shall provide for items that require action by the Council, but where little or no discussion is anticipated. By a single motion, second and affirmation majority vote. Items under this section are approved without further discussion or action.

8. Consideration and approval of Regular City Council Meeting Minutes of July 13, 2021.
9. Consideration and approval on Financials.

Ordinance / Resolution / Other Action Items:

This section shall provide for all other official discussion and action items provided for consideration by the Council.

10. Announcement regarding Karnes County Airport nominated for Aviation Airport of the Year Award.
11. Consideration and possible action to approve a request to vacate and re-plat Pan American subdivision in the City of Kenedy, Karnes County, Texas; Block 3 Lots 9,10,11; as shown on the plat of record in Cabinet A Page 42 of the plat records of Karnes County, Texas, to be known as Lot 9A Block 3 in the Pan American subdivision and to be further known as 106 Crosley St. **(Presenter: Building Official Jaime Albiar)**
12. Consideration and possible action to approve a request to vacate and re-plat Pan American #1 subdivision in the City of Kenedy, Karnes County, Texas; Block 1 Lots 20, 21,22; as shown on the plat of record in Cabinet A Page 42 of the plat records of Karnes County, Texas, to be known as Lot 20A and Lot 22A Block 1 in the Pan American #1 subdivision and to be further known as 900 Maytag St. and 902 Maytag St. respectively. **(Presenter: Building Official Jaime Albiar)**
13. Consideration and possible action in regard to Ordinance No. 21-10, an ordinance affecting participation of city employees in the Texas Municipal Retirement System granting the additional rights authorized by Section 854.202(g) of Title 8, Texas Government Code, as amended, and prescribing the effective date for the ordinance. **(Presenter: City Manager William Linn)**
14. Consideration and possible action in regard to Ordinance No. 21-11, an ordinance authorizing and allowing, under the act governing the Texas Municipal Retirement System, "Updated Service Credits" in said system on an annual basis for service performed by qualifying members of such system who at the effective date of the allowance are members of the City of Kenedy; providing for increased prior and current service annuities for retirees and beneficiaries of deceased retirees of the city; providing for a change in the municipal contributions to the current service annuity reserve at retirement of the employees of the city; and establishing an effective date for the ordinance. **(Presenter: City Manager William Linn)**
15. Consideration and possible action in regard to Resolution 21-06, a resolution of the City Council of the City of Kenedy in support of an application for RMS, CSS-COVID 19 response plan; providing a repealing clause; providing for severability; and providing an effective date. **(Presenter: City Manager William Linn)**
16. Consideration and possible action regarding participation in the AEP LED Lighting replacement program and authorize the Mayor to enter into an agreement with AEP. **(Presenter: City Manager William Linn)**
17. Consideration and possible action in regard to establishing a date and time to conduct a workshop for the purpose of discussing items related to modifying the operations and maintenance agreement between the City of Kenedy and San Antonio River Authority for the Escondido Creek Parkway and possible future changes to the ownership and/or lease of the property as a way to ensure the long-term care and maintenance of the park. **(Presenter: City Manager William Linn)**
18. Items to consider for placement on future agendas. **(Governing Body, City Manager, City Attorney)**

19. Announcements of Community interest and/or upcoming events. (**Governing Body, City Manager, City Secretary**)

20. Adjourn.

Special Accommodations


This facility is wheelchair accessible and accessible parking spaces are available. Requests for accommodations or interpretive services must be made 48 hours prior to this meeting. Please contact the City Secretary's office at (830) 583-2230 or FAX (830) 583-2063 or email citysecretary@cityofkenedy.org for further information. Braille is not available.

The City Council of the City of Kenedy reserves the right to convene in Executive Session in accordance with the Texas Open Meetings Act, Texas Government Code: Section 551.071 (Consultations with Attorney), Section 551.072 (Deliberations about Real Property), Section 551.074 (Personnel Matters), Section 551.076 (Deliberations about Security Devices), or Section 551.087 (Deliberations Regarding Economic Development Negotiations) on any of the above items.

Certification

I, Ruby Beaven, certify that the above notice of this Regular Meeting of the City Council was posted at the front doors to the City Hall, 303 W. Main St., Kenedy, Texas on the 6th day of August, 2021 by 5:40 p.m.





Ruby Beaven, City Secretary

CITY COUNCIL AGENDA
Regular Meeting: Tuesday, August 10, 2021

AGENDA ITEM: 6

Departmental Reports

SUBMITTED BY: Director of Public Works Jerry Higgins, Police Chief Richard Ashe, Building Official Jaime Albiar, Director Parks & Streets Joe Hernandez, and City Secretary Ruby Beaven



Public Works Report

Summary of Activities for July 2021

Summary of task below are in conjunction with routine task performed by field staff in providing water & wastewater treatment.

Management Activities:

- Evaluation for Andrew Gilley
- Email engineers for quotes (792 bridge water line relocate)
- Create monthly work schedule (WTP & WWTP)

TCEQ:

- Send pictures to Corinna (phase I WWTP)
- BWN (replacing PRV on St. Mary's)
- BWN (replacing water line) 400 block Graham and Hackberry
- Received letter of amended schedule as requested for violations: 2.g.ii, 2.g.iii, and 2.h
The new deadline for compliance is November 1, 2022 with progress reports submitted as scheduled by TCEQ

Projects:

- Water wells 17 & 18: continue to monitor progress
- HWY 792 bridge: relocate water line (replacing bridge)
- Kenedy Apartments: water line extension: plans submitted to TCEQ
- Water meter replacement / update to new reading system:
- Yearly inspections of all water storage tank (7/12/2021) Ron Perrin Water Technologies

Notes:

- Submit CCN information to Wet rock

Training Activities

INFORMATIONAL MORNING MEETINGS ABOUT WHAT WE DO AND WHY WE DO IT

- Kinloch / Demo vac truck
- Safety meeting (trench safety & traffic safety)
- Jerry Higgins attended TWUA monthly meeting (Karnes City)

See attached Pages 1 – 7 for monthly reports

2. Water MOR (Hector Salinas)
3. Water Loss Report (Jerry Higgins)
4. Water Stage Restrictions: Recommend stay in stage II (Jerry Higgins)
5. Field Operations Report (work order report) (Jerry Higgins)
6. Wastewater Reports (Mark Garcia)
7. SSO's (Mark Garcia)
8. Water to distribution verses Wastewater effluent (Jerry Higgins)

Jerry Higgins
Public Works Director

TEXAS COMMISSION ON ENVIRONMENTAL QUALITY

MONTHLY REPORT

7

WATER WORKS OPERATIONS FOR
GROUND WATER SUPPLIES
(1) NAME OF SYSTEM - CITY OF KENEDY
(1a) WATER SYSTEM I.D. NO. - 1280002

COUNTY OF KARNES
MONTH OF JULY 2021

| Day of Week | Pumpage to Distribution System | | | | (6) Disinfection LBS>/DAY | (7) Corrosion Control | (8) Taste and Odor Control | (9) Fluoride Residuals |
|-------------|--------------------------------|--|---------------------------|-----------------------------------|---------------------------------|-----------------------------|-------------------------------------|------------------------------|
| | (2) Direct from Wells to Plant | (3) From Ground Storage to Distribution System | (4) Purchased from Others | (5) Total Pumpage to Distribution | | | | |
| 1. | 1,574,000 | 1,263,067 | | 1,263,067 | 26 | | | |
| 2. | 1,702,000 | 1,318,228 | | 1,318,228 | 27 | | | |
| 3. | 1,552,000 | 1,161,900 | | 1,161,900 | 27 | | | |
| 4. | 1,510,000 | 1,148,133 | | 1,148,133 | 23 | | | |
| 5. | 1,543,000 | 1,276,739 | | 1,276,739 | 27 | | | |
| 6. | 1,732,000 | 1,283,806 | | 1,283,806 | 26 | | | |
| 7. | 1,540,000 | 1,225,644 | | 1,225,644 | 28 | | | |
| 8. | 1,742,000 | 1,337,583 | | 1,337,583 | 27 | | | |
| 9. | 1,544,000 | 1,206,417 | | 1,206,417 | 25 | | | |
| 10. | 1,567,000 | 1,305,361 | | 1,305,361 | 25 | | | |
| 11. | 1,669,000 | 1,253,706 | | 1,253,706 | 25 | | | |
| 12. | 1,665,000 | 1,319,228 | | 1,319,228 | 27 | | | |
| 13. | 1,505,000 | 1,275,067 | | 1,275,067 | 23 | | | |
| 14. | 1,753,000 | 1,302,094 | | 1,302,094 | 25 | | | |
| 15. | 1,695,000 | 1,289,450 | | 1,289,450 | 25 | | | |
| 16. | 1,736,000 | 1,324,289 | | 1,324,289 | 28 | | | |
| 17. | 1,691,000 | 1,374,683 | | 1,374,683 | 24 | | | |
| 18. | 1,767,000 | 1,408,972 | | 1,408,972 | 27 | | | |
| 19. | 1,980,000 | 1,523,511 | | 1,523,511 | 30 | | | |
| 20. | 1,851,000 | 1,308,250 | | 1,308,250 | 29 | | | |
| 21. | 1,835,000 | 1,538,717 | | 1,538,717 | 26 | | | |
| 22. | 1,911,000 | 1,464,483 | | 1,464,483 | 29 | | | |
| 23. | 1,759,000 | 1,483,456 | | 1,483,456 | 26 | | | |
| 24. | 1,836,000 | 1,340,117 | | 1,340,117 | 33 | | | |
| 25. | 1,836,000 | 1,375,778 | | 1,375,778 | 26 | | | |
| 26. | 1,829,000 | 1,484,911 | | 1,484,911 | 28 | | | |
| 27. | 1,786,000 | 1,332,089 | | 1,332,089 | 28 | | | |
| 28. | 1,816,000 | 1,348,544 | | 1,348,544 | 29 | | | |
| 29. | 1,734,000 | 1,397,583 | | 1,397,583 | 26 | | | |
| 30. | 1,796,000 | 1,502,072 | | 1,502,072 | 26 | | | |
| 31. | 1,804,000 | 1,396,478 | | 1,396,478 | 31 | | | |
| Total | 53,260,000 | 41,570,356 | 0 | 41,570,356 | 832 | 0 | 0 | 0 |
| Avg. | 1,718,065 | 1,340,979 | 0 | 1,340,979 | 26.8 | 0 | 0 | 0 |
| Max. | 1,980,000 | 1,538,717 | | 1,538,717 | 33 | | | |
| Min. | 1,505,000 | 1,148,133 | | 1,148,133 | 23 | | | |

WATER LOSS REPORT

(BASED ON BILLING CYCLE - August - September 2020)

WATER PRODUCED FROM WELLS:

WATER ACCOUNTED FOR AT METERS THROUGH BILLING:

WATER UNACCOUNTED FOR THROUGH READINGS AND BILLINGS:

Un-METERED WATER (AUTHORIZED)

FIRE DEPARTMEN USE:

SEWER DEPARTMENT USE:

UNBILLED CONSUMPTION:

TOTAL UN-METERED WATER (AUTHORIZED):

METERED (COMMERCIAL / OTHER)

BULK WATER:

CONTRACTOR:

FLUSHED LINES:

WATER ACCOUNTED FOR IN STORAGE AND LINES:

WATER LEAKS

NUMBER OF WATER LEAKS:

WATER LEAK WATER LOSS ESTIMATES:

TOTAL OF WATER ACCOUNTED FOR:

WATER LOSS:

WATER LOSS PERCENT:

| | LEAKS | Gallons |
|------------|-------|---------|
| 56,000,000 | 1 | 106,345 |
| 44,747,800 | 2 | 554 |
| | 3 | 4,254 |
| 11,252,200 | 4 | 277 |
| | 5 | 4,202 |
| | 6 | 9,454 |
| 600 | 7 | 28,800 |
| 3,500 | 8 | 29,112 |
| 9,193 | 9 | 21,600 |
| 13,293 | 10 | 2,500 |
| | 11 | 850 |
| | 12 | 436 |
| 500 | 13 | 831 |
| 2,000 | 14 | 830 |
| 26,319 | 15 | 16,618 |
| 3,790,000 | 16 | 5,850 |
| | 17 | - |
| 16 | 18 | - |
| 232,513 | 19 | - |
| | 20 | - |
| 48,803,232 | 21 | - |
| 7,196,768 | 22 | - |
| 12.85% | TOTAL | 232,513 |

WATER SAMPLE REPORT**SAMPLES TAKEN**

DISTRIBUTION SAMPLES TAKEN: 7

DISTRIBUTION SAMPLES PASSED: 7

DISTRIBUTION SAMPLES FAILED: 0

DISTRIBUTIONS RESAMPLES TAKEN: 0

DISTRIBUTION RESAMPLES PASSED: 0

DISTRIBUTION RESAMPLES PASSED: 0

**WATER LOSS REPORT**

(BASED ON BILLING CYCLE - June - July 2021)

WATER PRODUCED FROM WELLS:

WATER ACCOUNTED FOR AT METERS THROUGH BILLING:

WATER UNACCOUNTED FOR THROUGH READINGS AND BILLINGS:

Un-METERED WATER (AUTHORIZED)

FIRE DEPARTMEN USE:

SEWER DEPARTMENT USE:

UNBILLED CONSUMPTION:

TOTAL UN-METERED WATER (AUTHORIZED):

METERED (COMMERCIAL / OTHER)

BULK WATER:

CONTRACTOR:

FLUSHED LINES:

WATER ACCOUNTED FOR IN STORAGE AND LINES:

WATER LEAKS

NUMBER OF WATER LEAKS:

WATER LEAK WATER LOSS ESTIMATES:

TOTAL OF WATER ACCOUNTED FOR:**WATER LOSS:****WATER LOSS PERCENT:**

| | LEAKS | Gallons |
|------------|-------|---------|
| 38,164,489 | 1 | 2,658 |
| 31,270,701 | 2 | 3,800 |
| | 3 | 3,326 |
| 6,893,788 | 4 | 21,150 |
| | 5 | 2,200 |
| | 6 | 17,241 |
| 1,500 | 7 | 2,587 |
| 21,000 | 8 | 2,312 |
| 4,800 | 9 | 46,651 |
| 27,300 | 10 | 7,786 |
| | 11 | 3,887 |
| | 12 | 6,380 |
| 6,000 | 13 | 3,054 |
| 21,000 | 14 | 8,145 |
| 71,760 | 15 | 8,398 |
| 3,465,248 | 16 | 2,400 |
| | 17 | 24,000 |
| 20 | 18 | 5,000 |
| 272,675 | 19 | 60,000 |
| | 20 | 41,700 |
| 35,129,884 | 21 | |
| 3,034,605 | 22 | |
| 7.95% | TOTAL | 272,675 |

STAGE WATER RESTRICTION REPORT

10

| MONTH | Total Water to Distribution | Total Ro Production per day 1704 gpm | Stage I 65% | Stage II 75 % | Stage III 85% | Stage IV 90% |
|--------|-----------------------------|---|-------------|---------------|---------------|--------------|
| Jul-21 | | | | | | |
| 1 | 1,263,067 | 2,453,760 | 1,594,944 | 1,840,320 | 2,085,696 | 2,208,384 |
| 2 | 1,318,228 | 2,453,760 | 1,594,944 | 1,840,320 | 2,085,696 | 2,208,384 |
| 3 | 1,161,900 | 2,453,760 | 1,594,944 | 1,840,320 | 2,085,696 | 2,208,384 |
| 4 | 1,148,133 | 2,453,760 | 1,594,944 | 1,840,320 | 2,085,696 | 2,208,384 |
| 5 | 1,276,739 | 2,453,760 | 1,594,944 | 1,840,320 | 2,085,696 | 2,208,384 |
| 6 | 1,283,806 | 2,453,760 | 1,594,944 | 1,840,320 | 2,085,696 | 2,208,384 |
| 7 | 1,225,644 | 2,453,760 | 1,594,944 | 1,840,320 | 2,085,696 | 2,208,384 |
| 8 | 1,337,583 | 2,453,760 | 1,594,944 | 1,840,320 | 2,085,696 | 2,208,384 |
| 9 | 1,206,417 | 2,453,760 | 1,594,944 | 1,840,320 | 2,085,696 | 2,208,384 |
| 10 | 1,305,361 | 2,453,760 | 1,594,944 | 1,840,320 | 2,085,696 | 2,208,384 |
| 11 | 1,253,706 | 2,453,760 | 1,594,944 | 1,840,320 | 2,085,696 | 2,208,384 |
| 12 | 1,319,228 | 2,453,760 | 1,594,944 | 1,840,320 | 2,085,696 | 2,208,384 |
| 13 | 1,275,067 | 2,453,760 | 1,594,944 | 1,840,320 | 2,085,696 | 2,208,384 |
| 14 | 1,302,094 | 2,453,760 | 1,594,944 | 1,840,320 | 2,085,696 | 2,208,384 |
| 15 | 1,289,450 | 2,453,760 | 1,594,944 | 1,840,320 | 2,085,696 | 2,208,384 |
| 16 | 1,324,289 | 2,453,760 | 1,594,944 | 1,840,320 | 2,085,696 | 2,208,384 |
| 17 | 1,374,683 | 2,453,760 | 1,594,944 | 1,840,320 | 2,085,696 | 2,208,384 |
| 18 | 1,408,972 | 2,453,760 | 1,594,944 | 1,840,320 | 2,085,696 | 2,208,384 |
| 19 | 1,523,511 | 2,453,760 | 1,594,944 | 1,840,320 | 2,085,696 | 2,208,384 |
| 20 | 1,308,250 | 2,453,760 | 1,594,944 | 1,840,320 | 2,085,696 | 2,208,384 |
| 21 | 1,538,717 | 2,453,760 | 1,594,944 | 1,840,320 | 2,085,696 | 2,208,384 |
| 22 | 1,464,483 | 2,453,760 | 1,594,944 | 1,840,320 | 2,085,696 | 2,208,384 |
| 23 | 1,483,456 | 2,453,760 | 1,594,944 | 1,840,320 | 2,085,696 | 2,208,384 |
| 24 | 1,340,117 | 2,453,760 | 1,594,944 | 1,840,320 | 2,085,696 | 2,208,384 |
| 25 | 1,375,778 | 2,453,760 | 1,594,944 | 1,840,320 | 2,085,696 | 2,208,384 |
| 26 | 1,484,911 | 2,453,760 | 1,594,944 | 1,840,320 | 2,085,696 | 2,208,384 |
| 27 | 1,332,089 | 2,453,760 | 1,594,944 | 1,840,320 | 2,085,696 | 2,208,384 |
| 28 | 1,348,544 | 2,453,760 | 1,594,944 | 1,840,320 | 2,085,696 | 2,208,384 |
| 29 | 1,397,583 | 2,453,760 | 1,594,944 | 1,840,320 | 2,085,696 | 2,208,384 |
| 30 | 1,502,072 | 2,453,760 | 1,594,944 | 1,840,320 | 2,085,696 | 2,208,384 |
| 31 | 1,396,478 | 2,453,760 | 1,594,944 | 1,840,320 | 2,085,696 | 2,208,384 |
| | 40,307,289 | | | | | |
| | 1,300,235 | | | | | |

FIELD OPERATIONS REPORT FYI 2020 - 2021

| | OCT. 2020 | NOV. 2020 | DEC. 2020 | JAN. 2021 | FEB. 2021 | MAR. 2021 | APR. 2021 | MAY 2021 | JUN. 2021 | JUL. 2021 | AUG. 2021 | SEP. 2021 | ANNUAL TOTALS |
|--------------------------|--------------|--------------|--------------|--------------|--------------|--------------|--------------|-------------|--------------|--------------|--------------|--------------|------------------|
| WATER REPORT | | | | | | | | | | | | | |
| Accumulated Water WOs | 447 | 503 | 404 | 1473 | 468 | 651 | 463 | 615 | 421 | 376 | 0 | 0 | 5821 |
| READ METER | 187 | 372 | 285 | 375 | 316 | 438 | 331 | 225 | 149 | 136 | | | 2,814 |
| REREADS | | | | | | | | 146 | 137 | 125 | | | 408 |
| PROFILES | 33 | 25 | 15 | 12 | 0 | 2 | 4 | 2 | 4 | 2 | | | 99 |
| REPLACE MTR / ACCURATE | 53 | 64 | 30 | 965 | 107 | 139 | 25 | 50 | 25 | 10 | | | 1,468 |
| TRANSFERS | 0 | 0 | 0 | 0 | 0 | 0 | 0 | 0 | 2 | | | | 2 |
| METER TURN ON / OFF | 149 | 31 | 18 | 55 | 10 | 32 | 49 | 139 | 48 | 37 | | | 568 |
| TAPS / NEW SERVICE | 2 | 1 | 0 | 0 | 0 | 0 | 1 | 1 | 0 | 0 | | | 5 |
| CSI / BPAT'S | 8 | 3 | 1 | 1 | 2 | 3 | 4 | 6 | 4 | 5 | | | 37 |
| MISC WORK | 15 | 7 | 55 | 65 | 33 | 37 | 49 | 46 | 52 | 61 | | | 420 |
| TOTAL WATER CALLS | 447 | 503 | 404 | 1473 | 468 | 651 | 463 | 615 | 421 | 376 | 0 | 0 | 5,821 |
| Accumulated Taps | 2 | 3 | 3 | 3 | 3 | 3 | 4 | 5 | 5 | 5 | 5 | 5 | 5 |

| | | | | | | | | | | | | | |
|--------------------------------|------------|------------|------------|------------|------------|------------|------------|------------|------------|------------|----------|----------|--------------|
| ROUTINE MAINTENANCE | | | | | | | | | | | | | |
| Accumulated MAINT WOs | 247 | 334 | 283 | 312 | 159 | 206 | 227 | 243 | 238 | 239 | 0 | 0 | 2488 |
| CHECK WATER PLANTS | 31 | 30 | 31 | 31 | 28 | 31 | 30 | 31 | 30 | 31 | | | 304 |
| TAKE FIELD RESIDUAL | 31 | 30 | 31 | 31 | 28 | 31 | 30 | 31 | 30 | 31 | | | 304 |
| CHECK FOR LOW PRESSURE | 6 | 1 | 12 | 3 | 4 | 13 | 3 | 4 | 2 | 4 | | | 52 |
| FLUSH LINES | 23 | 24 | 24 | 24 | 33 | 36 | 42 | 39 | 38 | 26 | | | 309 |
| SAMPLES | 60 | 60 | 60 | 60 | 30 | 45 | 55 | 61 | 65 | 68 | | | 564 |
| BOIL WATER NOTICES | 1 | 1 | 2 | 1 | 4 | 0 | 2 | 2 | 0 | 2 | | | 15 |
| SEWER MAINTENANCE CHECKS | 71 | 116 | 109 | 125 | 30 | 38 | 36 | 34 | 37 | 46 | | | 642 |
| MISC. WORK | 24 | 72 | 14 | 37 | 2 | 12 | 29 | 41 | 36 | 31 | | | 298 |
| TOTAL MAINT CALLS | 247 | 334 | 283 | 312 | 159 | 206 | 227 | 243 | 238 | 239 | 0 | 0 | 2,488 |
| Accumulated Boil Water Notices | 1 | 2 | 4 | 5 | 9 | 9 | 11 | 13 | 13 | 15 | 15 | 15 | 15 |
| | 0 | 0 | 0 | 0 | 0 | 0 | 0 | 0 | 0 | | | 0 | 0 |

| | | | | | | | | | | | | | |
|----------------------------------|------------|--------------|------------|--------------|------------|--------------|------------|--------------|------------|------------|----------|----------|---------------|
| OTHER MAINTENANCE REPORTS | | | | | | | | | | | | | |
| Accumulated Other Maint. WOs | 257 | 256 | 210 | 317 | 196 | 225 | 209 | 189 | 131 | 137 | 0 | 0 | 2,127 |
| LINE LOCATES | 1 | 6 | 5 | 4 | 6 | 5 | 8 | 9 | 4 | 2 | | | 50 |
| REPLACE METER BOX | 22 | 12 | 5 | 40 | 4 | 11 | 4 | 6 | 4 | 2 | | | 110 |
| Replace Meter lid | 24 | 13 | 5 | 50 | 5 | 12 | 6 | 12 | 6 | 2 | | | 135 |
| Check For Leaks | 36 | 11 | 19 | 21 | 15 | 14 | 12 | 16 | 11 | 26 | | | 181 |
| LEAKS REPAIRED / Service Lines | 17 | 6 | 9 | 10 | 5 | 3 | 6 | 5 | 6 | 8 | | | 75 |
| Leaks Repaired / Mains | 14 | 10 | 10 | 5 | 13 | 17 | 13 | 8 | 10 | 12 | | | 112 |
| Sewer Main Backups | 4 | 12 | 9 | 6 | 7 | 8 | 4 | 6 | 5 | 12 | | | 73 |
| Sewer Line Leaks Repaired | 2 | 1 | 2 | 2 | 1 | 4 | 2 | 3 | 2 | 1 | | | 20 |
| Call Outs | 26 | 26 | 3 | 12 | 16 | 7 | 6 | 5 | 6 | 8 | | | 115 |
| Vehicle / Equipment Maintenance | 8 | 16 | 1 | 2 | 12 | 5 | 2 | 3 | 2 | 2 | | | 53 |
| MISC WORK | 103 | 143 | 142 | 165 | 112 | 139 | 146 | 116 | 75 | 62 | | | 1,203 |
| Total Other Maint. Wos | 257 | 256 | 210 | 317 | 196 | 225 | 209 | 189 | 131 | 137 | 0 | 0 | 2127 |
| LEAKS FYTD FYTD | 31 | 47 | 35 | 34 | 33 | 38 | 39 | 32 | 29 | 36 | 20 | 0 | 256 |
| TOTAL All WORK ORDERS | 951 | 1,093 | 897 | 2,102 | 823 | 1,082 | 899 | 1,047 | 790 | 752 | 0 | 0 | 10,436 |



CITY OF KENEDY W.W.T.P. DAILY SAMPLES

MONTH/YEAR: July 2021

| DAY | DAILY FLOW (MGD) | EFFLUENT | | | | | | | AERATION BASIN | | | | | RAIN IN INCHES | INITIALS | INFLUENT | |
|---------|---------------------|----------|------|---------|---------|---------|---------|------|----------------|------|---------|-------|--------|-------------------|----------|----------|------|
| | | D.O. | pH | TEMP.° | CI2/PRE | CI2/EFF | CI2/MAN | AMM. | D.O. | pH | TEMP.° | SVI-5 | SVI-30 | | | pH | D.O. |
| 1 | 0.978 | | | | 2.00 | 0.01 | 0.6 | | | | | | | 0.0 | RTR | | |
| 2 | 1.045 | | | | 2.40 | 0.04 | 0.3 | | | | | | | 0.0 | RTR | | |
| 3 | 1.046 | | | | 2.20 | 0.03 | 0.4 | | | | | | | 0.0 | RTR | | |
| 4 | 0.938 | | | | 2.10 | 0.02 | 0.2 | | | | | | | 0.3 | RTR | | |
| 5 | 1.457 | | | | 2.40 | 0.01 | 0.1 | 0.08 | | | | | | 0.0 | RTR | | |
| 6 | 1.265 | 6.43 | 6.15 | 29.2C | 2.00 | 0.02 | 0.9 | 0.08 | 1.15 | 6.06 | 29.7C | 950 | 790 | 1.3 | CC | 7.41 | 0.40 |
| 7 | 1.299 | 7.15 | 6.03 | 28.0C | 2.20 | 0.04 | 0.3 | 0.08 | 2.34 | 6.37 | 27.1C | 970 | 790 | 0.2 | RTR | 7.37 | 0.31 |
| 8 | 3.845 | | | | 2.00 | 0.04 | 0.5 | 0.09 | | | | | | 0.5 | CC | | |
| 9 | 1.823 | | | | 2.10 | 0.06 | 0.4 | 0.09 | | | | | | 7.0 | CC | | |
| 10 | 1.245 | | | | 2.30 | 0.03 | 0.5 | 0.08 | | | | | | 0.1 | CC | | |
| 11 | 1.093 | | | | 2.20 | 0.02 | 0.4 | 0.08 | | | | | | 0.0 | CC | | |
| 12 | 1.101 | 6.25 | 6.13 | 28.8C | 2.30 | 0.04 | 0.3 | | 1.74 | 6.19 | 28.6C | 970 | 800 | 0.0 | MG | 7.35 | 0.33 |
| 13 | 1.145 | 7.11 | 6.53 | 28.7C | 2.00 | 0.03 | 0.3 | 0.07 | 2.28 | 6.55 | 27.9C | 950 | 720 | 0.0 | RTR | | |
| 14 | 1.175 | | | | 1.70 | 0.06 | 0.8 | | | | | | | 0.3 | RTR | | |
| 15 | 1.129 | | | | 2.10 | 0.05 | 0.4 | 0.07 | | | | | | 0.0 | CC | | |
| 16 | 1.148 | | | | 3.00 | 0.07 | 0.5 | | | | | | | 0.0 | RTR | | |
| 17 | 1.190 | | | | 2.80 | 0.03 | 0.3 | | | | | | | 0.0 | RTR | | |
| 18 | 1.054 | | | | 2.60 | 0.04 | 0.3 | | | | | | | 0.0 | CC | | |
| 19 | 1.224 | 7.39 | 6.92 | 30.1C | 1.90 | 0.04 | 0.4 | 0.08 | | | | | | 0.0 | MG | | |
| 20 | 1.245 | 7.15 | 6.71 | 30.0C | 2.20 | 0.03 | 0.8 | 0.08 | 1.88 | 6.65 | 29.9C | 960 | 790 | 0.0 | CC | 7.33 | 0.31 |
| 21 | 1.787 | | | | 2.00 | 0.05 | 0.8 | 0.09 | | | | | | 0.0 | CC | | |
| 22 | 1.405 | | | | 2.30 | 0.03 | 0.7 | 0.09 | | | | | | 2.2 | CC | | |
| 23 | 1.206 | | | | 2.20 | 0.04 | 0.7 | 0.08 | | | | | | 0.1 | CC | | |
| 24 | 1.205 | | | | 2.20 | 0.02 | 0.5 | 0.08 | | | | | | 0.0 | CC | | |
| 25 | 1.239 | | | | 2.30 | 0.03 | 0.8 | 0.08 | | | | | | 0.0 | CC | | |
| 26 | 1.225 | 6.72 | 7.03 | 26.5C | 1.50 | 0.03 | 0.4 | 0.07 | | | | | | 0.0 | MG | | |
| 27 | 1.109 | 6.54 | 6.91 | 26.1C | 1.90 | 0.05 | 0.4 | 0.07 | 1.91 | 6.67 | 26.2C | 950 | 780 | 0.0 | CC | 7.30 | 0.28 |
| 28 | 1.131 | | | | 1.10 | 0.04 | 1.2 | | | | | | | 0.0 | RTR | | |
| 29 | 1.179 | | | | 1.50 | 0.02 | 0.5 | | | | | | | 0.0 | RTR | | |
| 30 | 1.125 | | | | 1.80 | 0.04 | 0.3 | 0.08 | | | | | | 0.0 | RTR | | |
| 31 | 1.164 | | | | 2.00 | 0.02 | 0.1 | | | | | | | 0.0 | RTR | | |
| TOTAL | 40.220 | | | | | | | | | | | | | 12.0 | | | |
| AVERAGE | 1.297 | 6.84 | 6.55 | #DIV/0! | 2.11 | 0.03 | 0.5 | 0.08 | 1.88 | 6.42 | #DIV/0! | 958 | 778 | 0.4 | | 7.35 | 0.33 |
| MINIMUM | 0.938 | 6.25 | 6.03 | 0 | 1.10 | 0.01 | 0.1 | 0.07 | 1.15 | 6.06 | 0.0 | 950 | 720 | 0.0 | | 7.30 | 0.28 |
| MAXIMUM | 3.845 | 7.39 | 7.03 | 0 | 3.00 | 0.07 | 1.2 | 0.09 | 2.34 | 6.67 | 0.0 | 970 | 800 | 7.0 | | 7.41 | 0.40 |



Accidental Discharge or Spill Monthly Summary Form

See back of form for guidance for completion

General Information:

Permittee: ☒

Subscriber: ☐

Regulated Entity Name: City of Kenedy WWTP

EPA ID No: TX0027774

Regulated Entity No: 102097839

TCEQ Region: Region 13 - San Antonio

Permit No: WQ0010746001

County: Karnes County

| Start Date Start Time | End Date End Time | Volume (gallons) | Location | Cause | Steps taken to reduce, eliminate, and prevent recurrence | Description/Content | Standard Method for Volume Calculation |
|--------------------------|----------------------|---------------------|-------------------------|--|---|---|---|
| 7/21/2021 10:30 AM | 7/21/2021 5:30 pm | 500 | 818 Escondido St. | Too much silt and rags clogged up manhole. | Vacuumed pumped cleaned and washed-out manhole as well as jetted main line so that the line flowed properly. | A lot of debris (rags, silt) flowed down mainline causing the manhole to overflow. Moving forward we will inspect manhole regularly as well as clean and jet on a more frequent basis. | Visual Estimate |

Information Reported by (Name/Title) Mark Garcia / WW Superintendent

Signature: Mark Garcia

Date Reported 7/30/2021

Jul-21

WELL PRODUCTION / TREATED EFFLUENT

| | WELLS | SEWER PLANT | MGD | |
|------|----------------|--------------|------------|------|
| DATE | GALLONS PUMPED | TREATED FLOW | DIFFERENCE | |
| 1 | 1,263,067 | 978,000 | 285,067 | |
| 2 | 1,318,228 | 1,045,000 | 273,228 | |
| 3 | 1,161,900 | 1,046,000 | 115,900 | |
| 4 | 1,148,133 | 938,000 | 210,133 | 0.30 |
| 5 | 1,276,739 | 1,457,000 | -180,261 | |
| 6 | 1,283,806 | 1,265,000 | 18,806 | 1.30 |
| 7 | 1,225,644 | 1,299,000 | -73,356 | 0.20 |
| 8 | 1,337,583 | 3,845,000 | -2,507,417 | 0.50 |
| 9 | 1,206,417 | 1,823,000 | -616,583 | 7.00 |
| 10 | 1,305,361 | 1,245,000 | 60,361 | 0.10 |
| 11 | 1,253,706 | 1,093,000 | 160,706 | |
| 12 | 1,319,228 | 1,101,000 | 218,228 | |
| 13 | 1,275,067 | 1,145,000 | 130,067 | |
| 14 | 1,302,094 | 1,175,000 | 127,094 | 0.30 |
| 15 | 1,289,450 | 1,129,000 | 160,450 | |
| 16 | 1,324,289 | 1,148,000 | 176,289 | |
| 17 | 1,374,683 | 1,190,000 | 184,683 | |
| 18 | 1,408,972 | 1,054,000 | 354,972 | |
| 19 | 1,523,511 | 1,224,000 | 299,511 | |
| 20 | 1,308,250 | 1,245,000 | 63,250 | |
| 21 | 1,538,717 | 1,787,000 | -248,283 | |
| 22 | 1,464,483 | 1,405,000 | 59,483 | 2.20 |
| 23 | 1,483,456 | 1,206,000 | 277,456 | 0.10 |
| 24 | 1,340,117 | 1,205,000 | 135,117 | |
| 25 | 1,375,778 | 1,239,000 | 136,778 | |
| 26 | 1,484,911 | 1,225,000 | 259,911 | |
| 27 | 1,332,089 | 1,109,000 | 223,089 | |
| 28 | 1,348,544 | 1,131,000 | 217,544 | |
| 29 | 1,397,583 | 1,179,000 | 218,583 | |
| 30 | 1,502,072 | 1,125,000 | 377,072 | |
| 31 | 1,396,478 | 1,164,000 | 232,478 | |

TOTAL

| | | | |
|------------|------------|-----------|-------|
| 41,570,356 | 40,220,000 | 1,350,356 | 12.00 |
|------------|------------|-----------|-------|



Police Chief Report



Kenedy Police Department

119 S. Third Street
Kenedy, Texas 78119
(830) 583-2225 / (830) 583-2984



From the Office of the Police Chief

August 6, 2021

To: MR Linn, City Council

Ref: July report

Animal Control

We have brought on a new AC Officer. Jose Ramirez who was a County Deputy and is a reserve Officer for us as well. He has completed his training and is working on his own.

See report.

Police Department

We still have an officer out on a serious medical issue and we are unsure when he will be able to return. We have promoted one of our Reserve Officers to full time to cover that slot. Officer Nathan Barrientez started will start on the 9th. We had moved our Traffic unit back to a patrol shift to cover the slot. Once the Reserve officer completes his field training in about a month he will go to Patrol and we will reassign the Traffic Officer.

Reserve Officer Ramirez completed his field training and now can work shifts on his own. This will allow another car on the streets at least one shift a month.

We had 72 hours of training this month for officers.

Our SRO was working park patrol for most of the month but is now headed back as school starts.

Mark your calendars for Oct 5th we will be holding a National Night Out event at Gulley Park. Covid allowing we will have the event that night from 6:00pm to 8:00pm.

The Mission of the Kenedy Police Department is to protect life and property, to prevent crime and preserve the peace in our community in a manner consistent with the freedoms secured by the Constitution, always treating people with dignity, fairness and respect.

We did have a spike in property crimes last month with 3 building burglaries. We had gone many months without any burglaries. Our violent crime is stable. Officers have increased our building checks at night.

Rick Ashe
Chief of Police
chief@kenedypd.org



Animal Control – July 2021 totals

Service Calls: 34

Dog Pickup: 16 (5th ST, Graham Rd., Houston St. St. Mary's, E. Main, Booe St, Nueces St.)

Cat Pickup: 21

Dead Animal Pickup: 12

Cat Euthanized: 19

Dog Euthanized: 8

Owner Reclaim: 6

Adoption: 0

Rescue Group: 5

Bat: 0

Snake: 3

Opossum: 1

Raccoon: 0

Fox: 0

Armadillo: 1

Warning Issued: 1

Citation Issued: 2



KENEDY POLICE DEPARTMENT MONTHLY STATISTIC REPORTS

2021

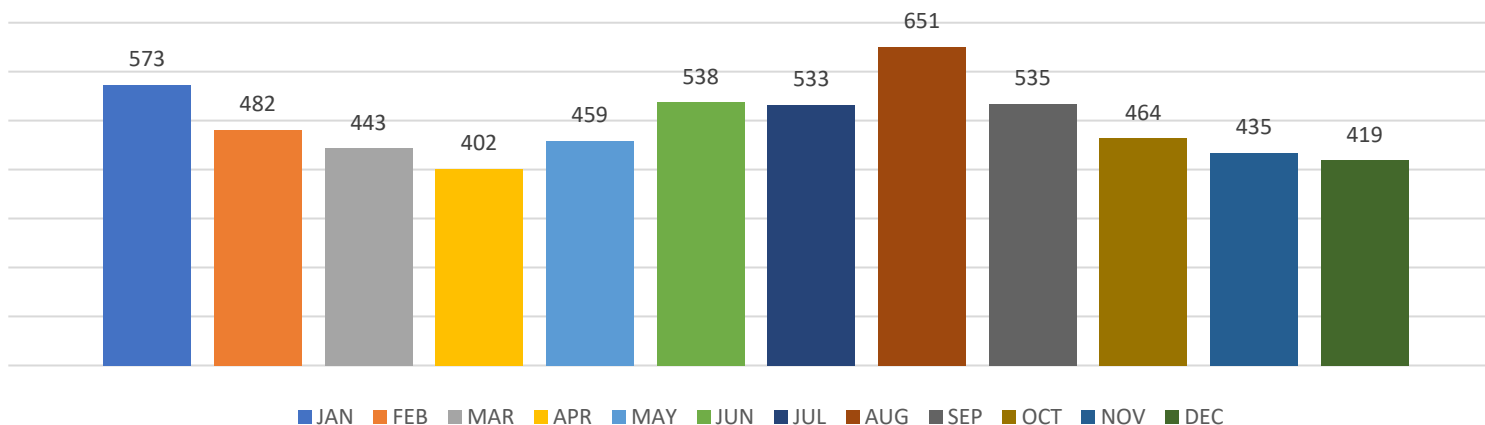
2020

| JULY | JAN | FEB | MAR | APR | MAY | JUNE | JUL | JUL | AUG | SEP | OCT | NOV | DEC | TOTAL | AVERAGE |
|---------------------------|-----|-----|-----|-----|-----|------|-----|-----|-----|-----|-----|-----|-----|-------|---------|
| CALL FOR SERVICE | 573 | 482 | 443 | 402 | 459 | 538 | 538 | 590 | 651 | 535 | 464 | 435 | 419 | 5,934 | 495 |
| OFFICER ASSISTANCE | 92 | 89 | 85 | 101 | 112 | 86 | 119 | 65 | 80 | 72 | 94 | 85 | 183 | 1,198 | 100 |
| MV ACCIDENTS | 06 | 06 | 10 | 14 | 11 | 12 | 23 | 06 | 12 | 09 | 08 | 11 | 05 | 127 | 11 |
| ARRESTS | 06 | 07 | 27 | 18 | 20 | 19 | 11 | 09 | 26 | 27 | 11 | 22 | 08 | 202 | 17 |
| MUNICIPAL CLASS C-ARRESTS | 02 | 00 | 02 | 04 | 04 | 02 | 1 | 02 | 04 | 01 | 00 | 06 | 02 | 28 | 2 |
| DWI ARREST | 01 | 01 | 00 | 00 | 01 | 00 | 3 | 02 | 01 | 05 | 00 | 00 | 02 | 14 | 1 |
| JUVENILE INCIDENT | 06 | 07 | 03 | 06 | 04 | 08 | 3 | 01 | 02 | 01 | 04 | 03 | 04 | 51 | 4 |
| BURGLARY/THEFT | 09 | 08 | 11 | 13 | 14 | 09 | 18 | 13 | 05 | 01 | 12 | 08 | 12 | 120 | 10 |
| CITATIONS | 433 | 281 | 401 | 266 | 405 | 397 | 466 | 326 | 638 | 466 | 470 | 401 | 416 | 5,040 | 420 |
| WARNINGS | 118 | 198 | 281 | 165 | 306 | 308 | 328 | 219 | 450 | 336 | 330 | 273 | 210 | 3,303 | 275 |
| TRAFFIC STOPS | 257 | 197 | 281 | 185 | 286 | 287 | 309 | 347 | 411 | 282 | 335 | 260 | 216 | 3306 | 276 |
| MHMR | 05 | 04 | 02 | 00 | 10 | 04 | 5 | 02 | 01 | 06 | 01 | 02 | 08 | 48 | 4 |
| TRUCK VIOLATIONS | 68 | 20 | 04 | 28 | 27 | 23 | 28 | 79 | 71 | 44 | 38 | 21 | 29 | 401 | 33 |
| CLEARED CASES | 39 | 34 | 54 | 45 | 46 | 40 | 36 | 41 | 42 | 56 | 67 | 29 | 37 | 525 | 44 |
| BUILDING CHECKS | 89 | 71 | 83 | 38 | 53 | 103 | 205 | 38 | 70 | 80 | 31 | 76 | 59 | 958 | 80 |
| ASSAULTS/SEXUAL | 05 | 07 | 07 | 06 | 08 | 10 | 9 | 06 | 03 | 05 | 07 | 09 | 03 | 79 | 7 |

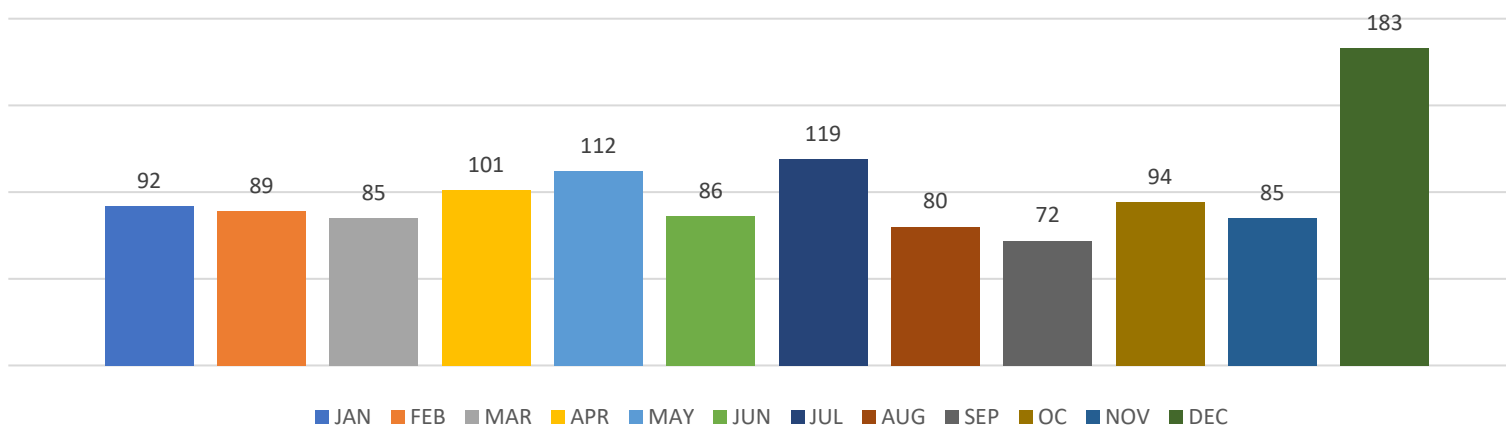


KENEDY POLICE DEPARTMENT MONTHLY STATISTIC REPORTS

CALL FOR SERVICE



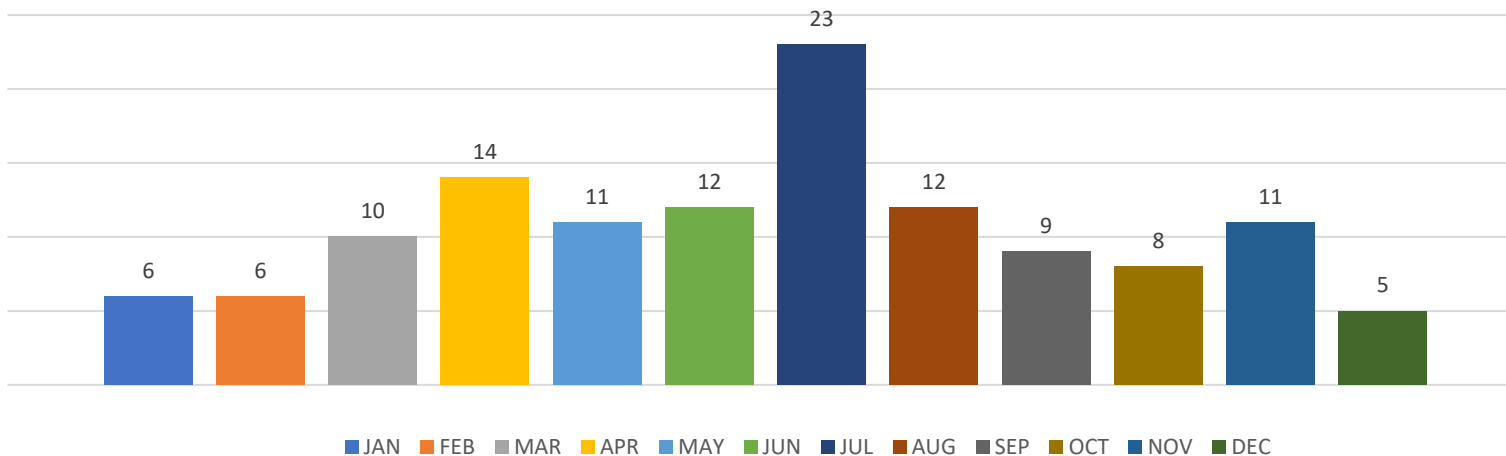
OFFICER'S ASSISTANCE



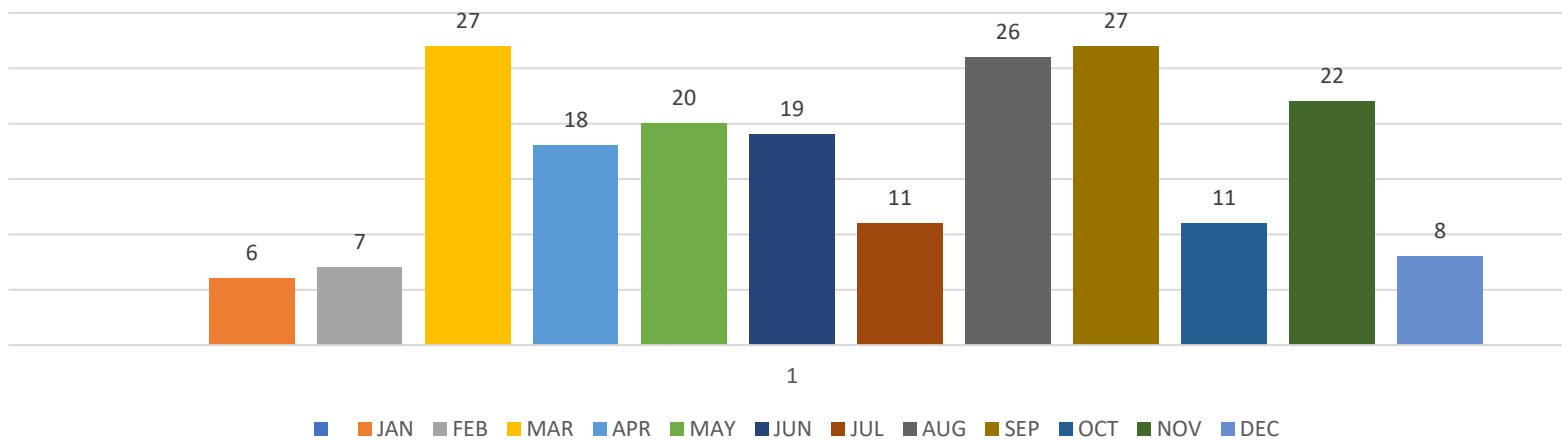


KENEDY POLICE DEPARTMENT MONTHLY STATISTIC REPORTS

MV ACCIDENTS



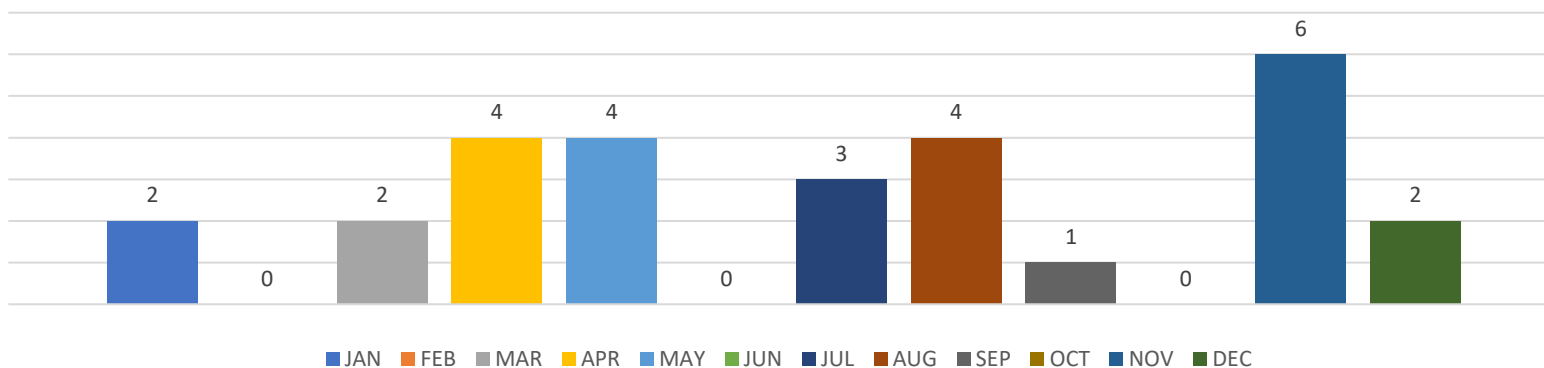
ARRESTS



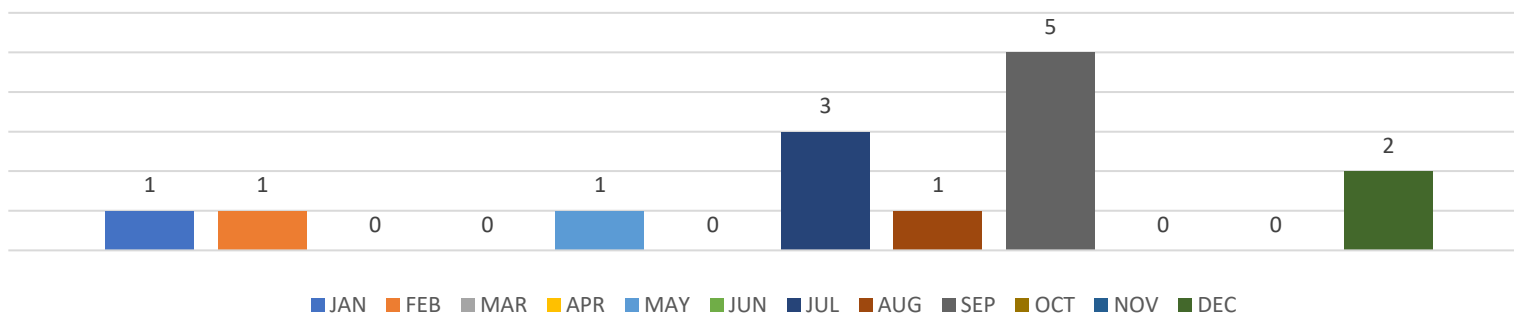


KENEDY POLICE DEPARTMENT MONTHLY STATISTIC REPORTS

MUNICIPAL ARRESTS



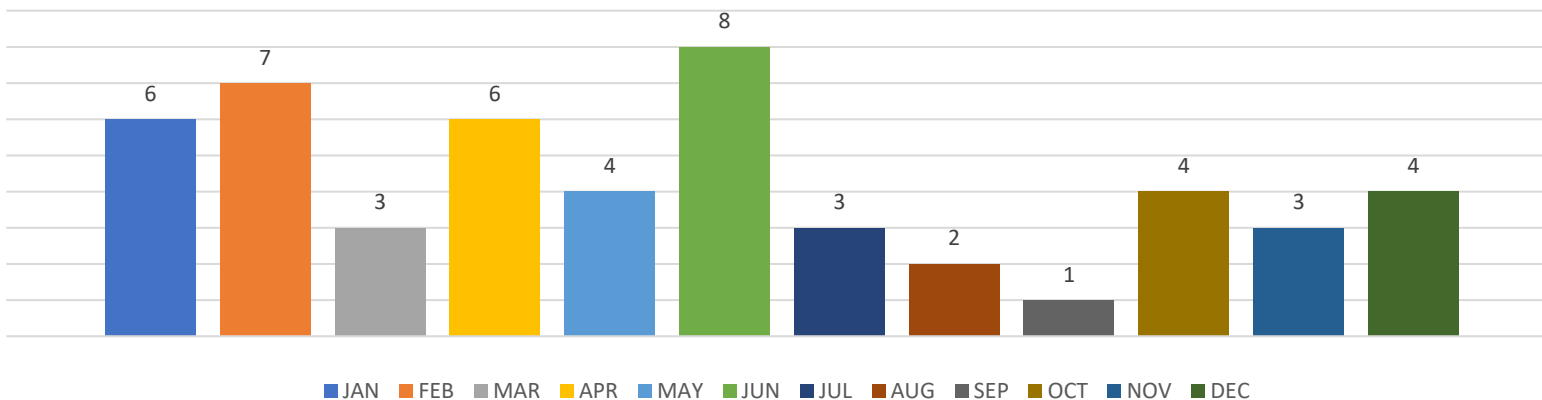
DWI ARRESTS



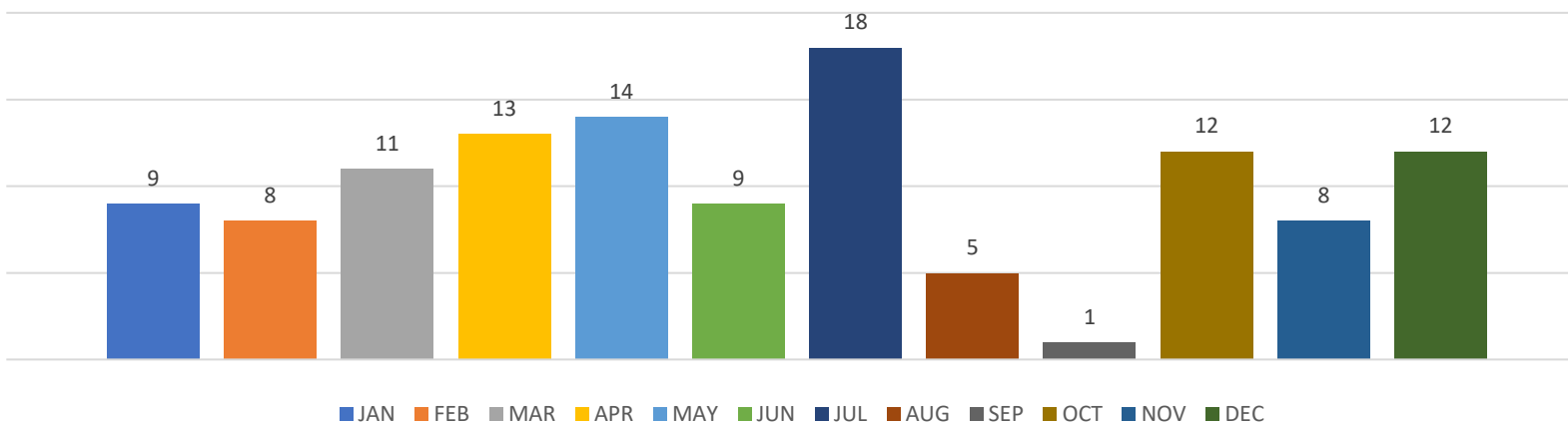


KENEDY POLICE DEPARTMENT MONTHLY STATISTIC REPORTS

JUVENILE INCIDENTS



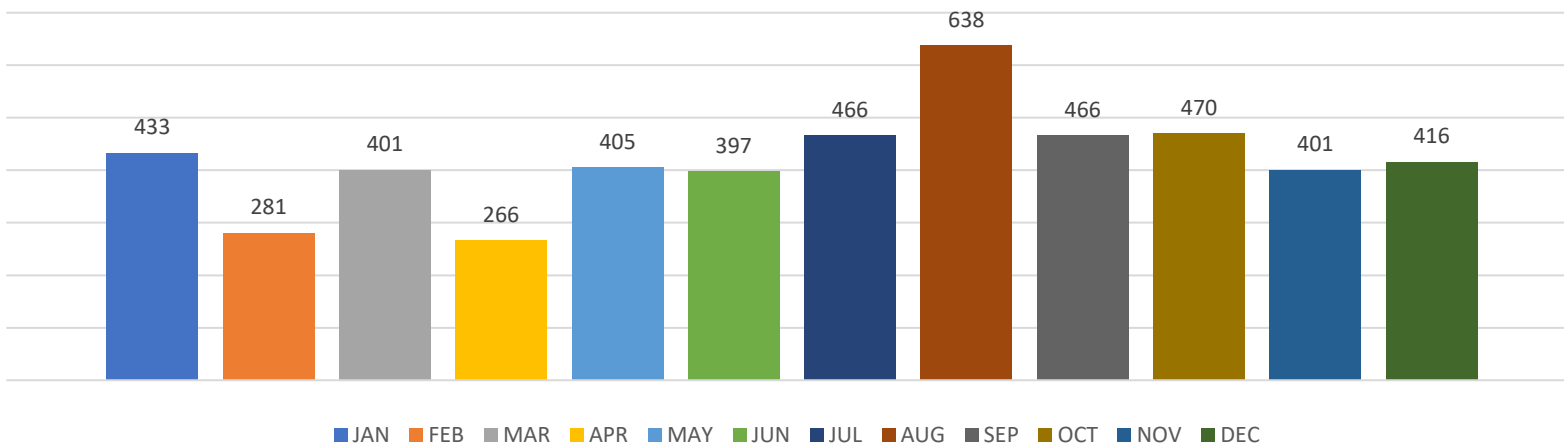
BURGLARY/THEFT



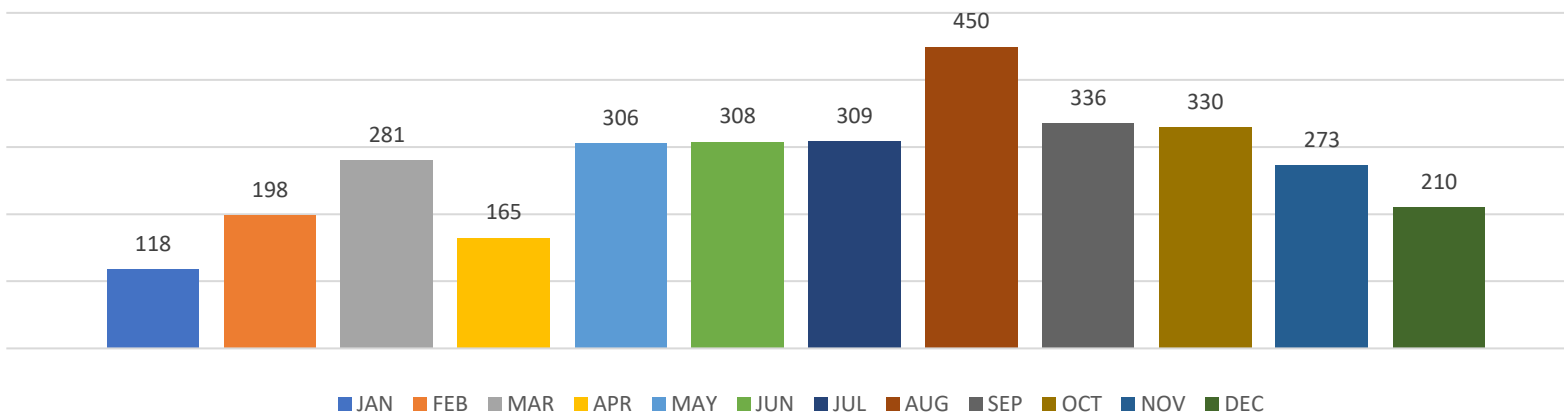


KENEDY POLICE DEPARTMENT MONTHLY STATISTIC REPORTS

CITATIONS



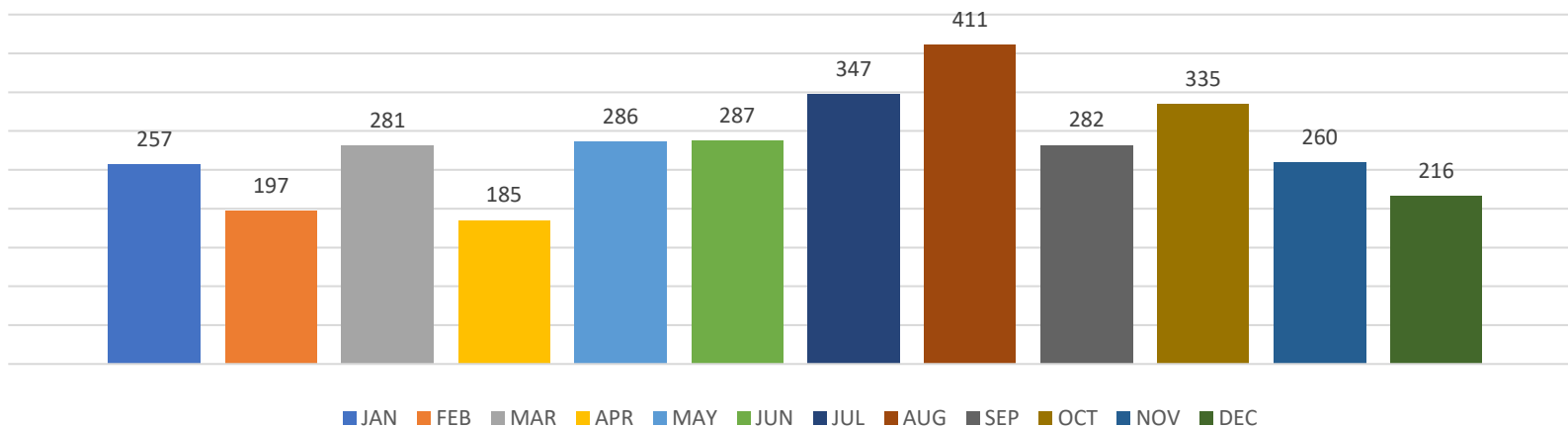
WARNINGS



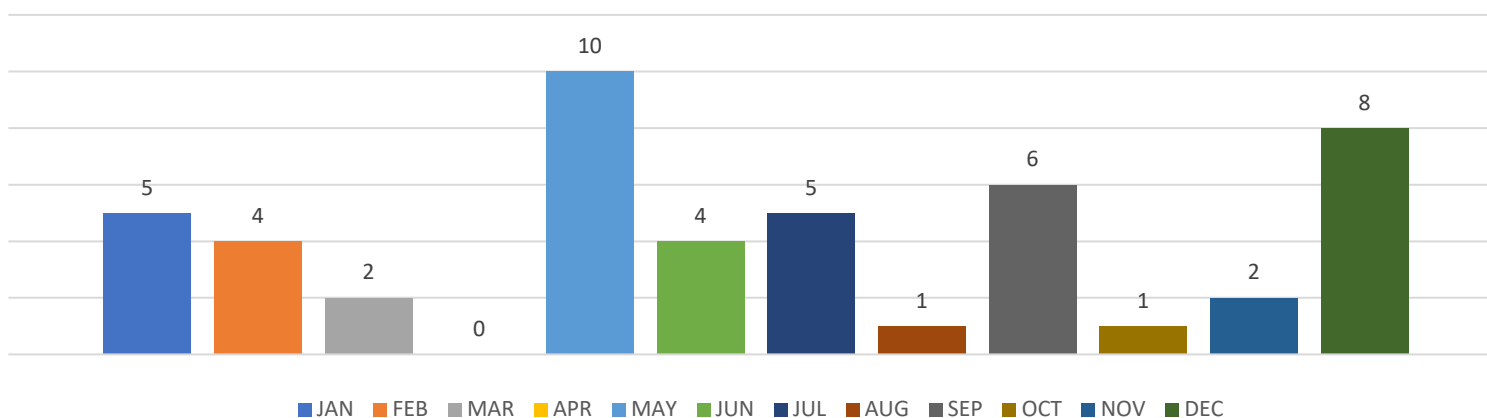


KENEDY POLICE DEPARTMENT MONTHLY STATISTIC REPORTS

TRAFFIC STOPS



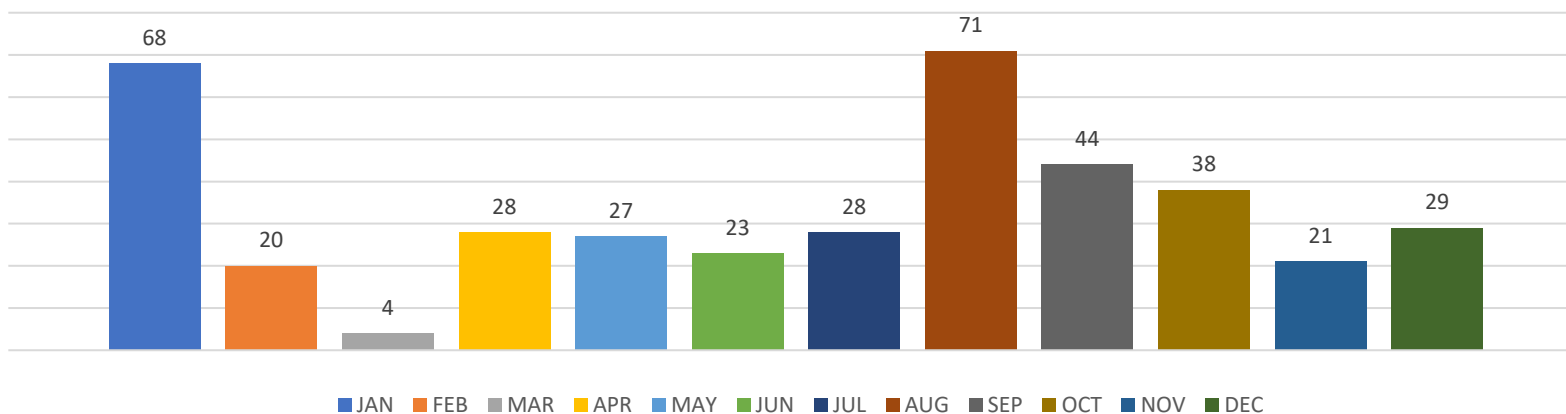
MHMR



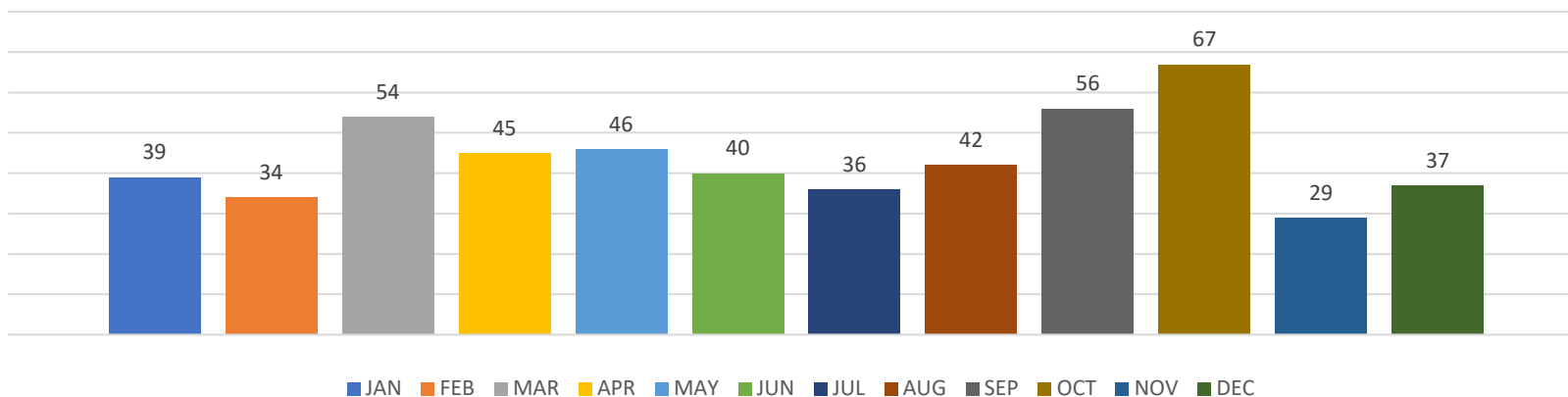


KENEDY POLICE DEPARTMENT MONTHLY STATISTIC REPORTS

TRUCK VIOLATIONS



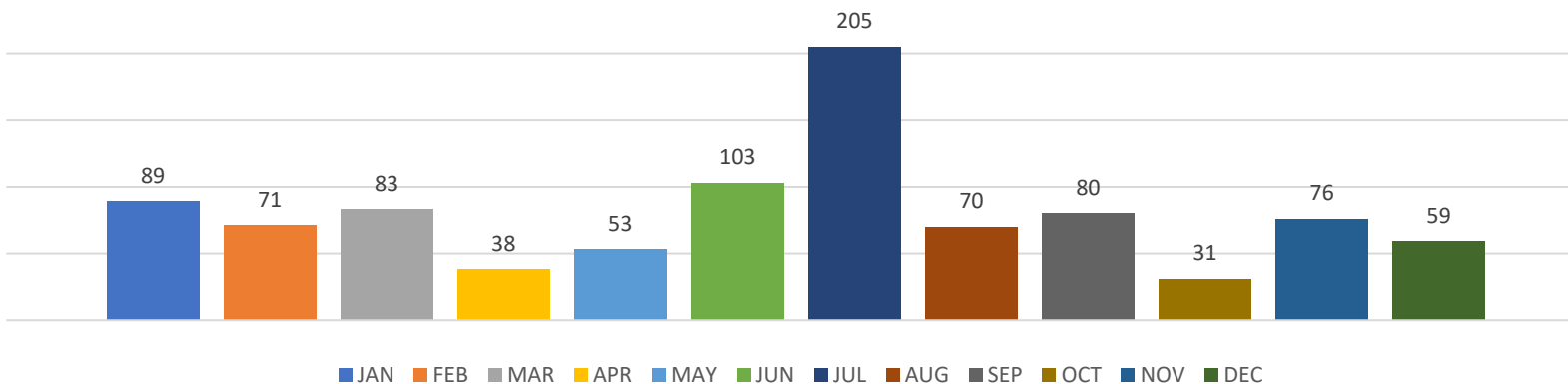
CLEARED CASES



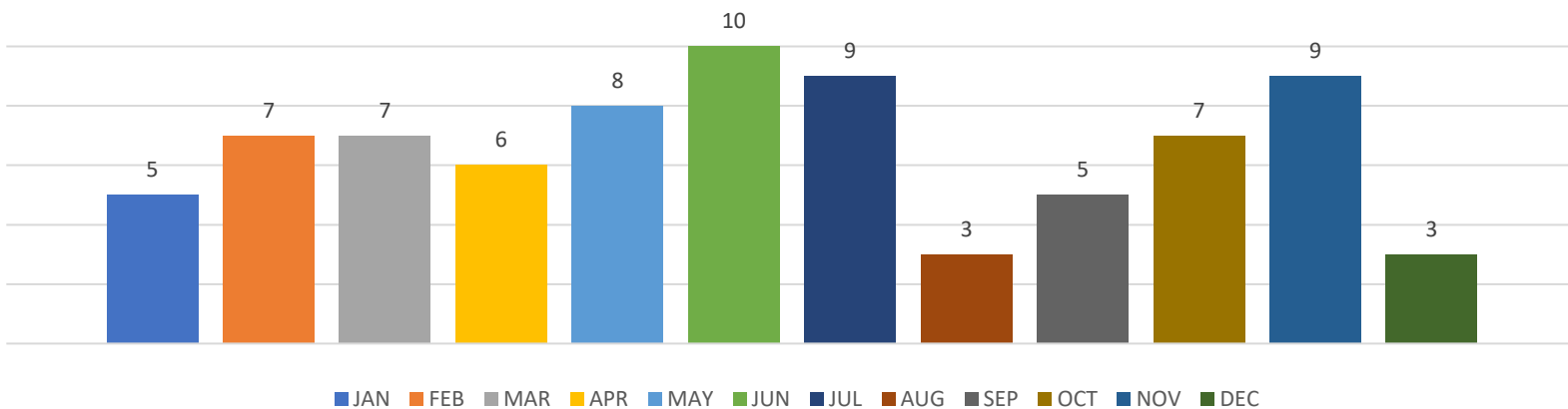


KENEDY POLICE DEPARTMENT MONTHLY STATISTIC REPORTS

BUILDING CHECKS



ASSAULTS/SEXUAL






Building Department
&
Code Compliance
Reports

BUILDING/CODE COMPLIANCE REPORT JULY 2021

| | <u>LOCATION</u> | <u>VIOLATION/PURPOSE</u> | <u>ACTION</u> | <u>STATUS</u> |
|-----------|---|-----------------------------|--------------------------------|---|
| 7/1/2021 | 321 Nichols St. | Plumbing inspection | Plumbing inspection failed | City notified owner of failed inspection, ACTIVE |
| 7/2/2021 | 104 Shady Lane | Barber shop information | Owner requesting information | City advised owner regarding barber shop, CLOSED |
| 7/2/2021 | 400 Block of Pine St. | High grass/weeds | City mowed property | Owner paid \$150.00 for services, CLOSED |
| 7/9/2021 | 426 Flax Plant Rd. | Certificate of Occupancy | C of O inspection passed | Bureau Veritas passed inspection, CLOSED |
| 7/9/2021 | 321 Nichols St. | Plumbing inspection | Plumbing inspection passed | Bureau Veritas passed inspection, CLOSED |
| 7/9/2021 | 311 Dewitt St. | Gas inspection | Permit fee paid for \$126.15 | City emailed Bureau Veritas for inspection, ACTIVE |
| 7/12/2021 | 820 Graham Rd (behind) | High grass/weeds | City inspected property | City inspected property to be outside City limits, CLOSED |
| 7/13/2021 | 311 Dewitt St. | Gas inspection | Gas inspection failed | City notified owner of failed inspection, ACTIVE |
| 7/13/2021 | 68 FM 743 | High grass/weeds | City inspected property | City mailed off a violation letter to owner, ACTIVE |
| 7/13/2021 | 72 FM 743 | High grass/weeds | City inspected property | City mailed off a violation letter to owner, ACTIVE |
| 7/13/2021 | 133 Booe St. | High grass/weeds | City inspected property | City mailed off a violation letter to owner, ACTIVE |
| 7/13/2021 | 127 Pecan | High grass/weeds | City inspected property | City mailed off a violation letter to owner, ACTIVE |
| 7/13/2021 | 310 N. 5th. St. | High grass/weeds | City inspected property | City mailed off a violation letter to owner, ACTIVE |
| 7/13/2021 | 300 Block of Franklin St. | High grass/weeds | City inspected property | City will mow, (Karnes County property), ACTIVE |
| 7/13/2021 | 315 Tilden St. | Electrical final inspection | Electrical inspection failed | City notified owner of failed inspection, ACTIVE |
| 7/14/2021 | Alley off School, b/t S. 4th. & S. 5th. | High grass/weeds | City inspected alleyway | City mowed alleyway, trimmed trees, CLOSED |
| 7/14/2021 | 311 Dewitt St. | Gas inspection | Permit fee paid for \$96.15 | City emailed Bureau Veritas for inspection, ACTIVE |
| 7/14/2021 | 200 Business Park Blvd. | Building Permit/Plan Review | Permit fee paid for \$921.15 | City mailed off Plan Review to Bureau Veritas, ACTIVE |
| 7/14/2021 | 121 Graham Rd. | Zoning issues | Advised owner of zoning issues | City advised owner regarding zoning/permitting regulations, CLOSED |
| 7/15/2021 | 311 Dewitt St. | Gas inspection | Gas inspection passed | City emailed Centerpoint Energy for service, CLOSED |
| 7/15/2021 | 101 Woodhaven | Building Permit | Permit fee paid for \$100.00 | City issued a permit to move in a storage shed, CLOSED |
| 7/15/2021 | 605 Karnes St. | Building Permit | Permit fee paid for \$76.92 | City issued a permit for a 14'x20' slab, CLOSED |
| 7/15/2021 | 503 N. 5th. St. | High grass/weeds | City inspected property | City mailed off a violation letter to owner, ACTIVE |
| 7/15/2021 | 1000 Block of Pettus St. | High grass/weeds | City inspected property | City mailed off a violation letter to owner, ACTIVE |
| 7/15/2021 | 614 W. Main St. | Certificate of Occupancy | C of O inspection passed | Bureau Veritas passed inspection, CLOSED |
| 7/16/2021 | 144 Park Place | Addressing | Issued a 911 address | City and County office issued a 911 address, CLOSED |
| 7/16/2021 | 113 Sunnyside Dr. | Meter loop inspection | Permit fee paid for \$126.15 | City will email Bureau Veritas when owner is ready, ACTIVE |
| 7/16/2021 | 115 Sunnyside Dr. | Meter loop inspection | Permit fee paid for \$126.15 | City will email Bureau Veritas when owner is ready, ACTIVE |
| 7/16/2021 | 500 Block of Lavaca St. | Zoning issues | Advised owner of zoning issues | City advised owner regarding placing of a Manufactured Home, CLOSED |
| 7/16/2021 | 133 Booe St. | High grass/weeds | City inspected property | City inspected property, owner mowed, complied, CLOSED |
| 7/19/2021 | Alley from Leland to Ila St. | High grass/weeds | City inspected alleyway | City mowed alleyway, trimmed trees, CLOSED |
| 7/19/2021 | Alley from Margaret to School St. | High grass/weeds | City inspected alleyway | City mowed alleyway, trimmed trees, CLOSED |
| 7/19/2021 | 103 Woodhaven | Meter loop inspection | Permit fee paid for \$126.15 | City emailed Bureau Veritas for inspection, ACTIVE |
| 7/19/2021 | 103 Woodhaven | Gas inspection | Permit fee paid for \$126.15 | City will email Bureau Veritas when owner is ready, ACTIVE |
| 7/20/2021 | Alley from Carol to Margaret St | High grass/weeds | City inspected alleyway | City mowed alleyway, trimmed trees, CLOSED |
| 7/20/2021 | 612 Cadena Loop | Building permit/Plan review | Permit fee paid for \$386.25 | City emailed Plan review for a swimming pool, ACTIVE |
| 7/20/2021 | 103 Woodhaven | Meter loop inspection | Electrical inspection failed | City notified owner of failed inspection, ACTIVE |

BUILDING/CODE COMPLIANCE REPORT JULY 2021

| | | | |
|---------------|--|---|--|
| Service calls | Building permits issued | HVAC permits issued | |
| 67 | 7 | 0 | |
| | Electrical permits issued | Electrical inspections | |
| | 2 | 5 | |
| | Plumbing permits issued | Plumbing inspections | |
| | 0 | 2 | |
| | Gas permits issued | Gas inspections | |
| | 4 | 3 | |
| | Certificate of Occupancy | 911 addresses issued | |
| | 3 | 2 | |
| | Dangerous structure violations | Zoning violations | |
| | 0 | 0 | |
| | Alleyways cleaned | Plan reviews | |
| | 8 | 2 | |
| | Fees collected, all inspections and permits \$2,592.44 | Collection Station disposals 58 | |
| | Lien(s) filed 1 | Lien amount total(s) \$27,970.00 | |
| | Violation letters issued 10 | Properties cleaned 3 | |
| | Statements mailed for non-compliant owners 3 | Amount of statements mailed \$1,360.00 | |
| | Payments made to the City 1 | Amount of payments \$150.00 | |


Submitted by Jaime S. Albiar
Building Official



Streets Department
&
Parks Department
Reports



Street Department

Report for July 2021

STREETS and MOWING

Street crews worked on Hand Patching/Grading for a total of **12** days and using **25.1** cubic yards of Type D Plus Asphalt.

Street crews worked on patching **179** Potholes during an **8**-day stretch and used **46.8** cubic yards of Type D Plus Asphalt, and **5.1** cubic yards of Patch Pro Asphalt. Total Type D Asphalt used for the month: **77 CY**

Crews worked on drainage for **5** days, and used **68.3** cubic yards of Base, and used **15** bags of Portland cement.

Crews also Swept a total of **10** days.

Crews Mowed and Weed Trimmed **22** Roadways and **3** alleys during the month.

SIGNS, ETC.

Crew Repaired **2** and Installed **8** Signs. Crews used a total of **9** bags of ready-mix cement on the sign being installed and repaired.

CONSTRUCTION

Crews worked on placing barricades during the rainstorms for **3** days and worked at the city park **2** days digging holes for new signs.

Misc.

Crews worked removing trees/limbs that had fallen and hauled off **10** Trailer Loads of brush to the Collection Station.

Crews Replaced **12** Trash Carts, Delivered **3** Additional Cart, **9** New Cart and Picked Up/Removed **2** trash carts.

Crews picked up trash from the receptacles in downtown and City Hall **9** on days.

Crew sprayed for mosquitos on **5** days and completed all 5 districts. The crews also used **18** mosquito dunks during the month.



PROJECTS

- Line locates have been completed in order to begin culvert and ditch maintenance in various location around town, and flyers will be passed out regarding new pipe culvert replacement.
- Level up to be performed on Nueces St. between Graham Rd. to Booe St. prior to a spot chip seal.
- Implementing a PM (Preventive Maintenance) program to help preserve the life of the equipment in our fleet.
- Communicating with 3 different contractors in order to get prices in order to stripe Business Park Dr.
- Return the department to full staff (10), currently operating with 5 employees. We've lost 2 employees to significantly higher paying jobs, 1 resignation, and 1 interagency transfer.



Park Department

Report for July 2021

Sports Complex

Park crew worked on dragging/sweeping the fields **7** days, cleaning up and removing trash from the receptacles **10** days, and weed trimming around the fields **10** days.

During the month of July, the complex hosted **4** Kenedy High School summer program games, and **3** field rentals.

Kid Park and Pavilion

Park crew mowed and weed trimmed in the Kid Park **14** days, and picked up trash **21** days, trimmed up and hauled off the trees **4** days. Crew cleaned up the Pavilion **16** days.

Walking Trail, Bridge, Basketball Court, & Gazebo

Crews mowed and weed trimmed around the Walking Trail, Basketball courts, Bridge, Gazebo **15** days. Crews picked up trash from around the Walking Trail, Basketball courts, Bridge, Gazebo **21** days. Crew trimmed up trees in these areas for **2** days. Crew worked on the volleyball court **2** days.

Nottingham Lots and Soccer Fields

Park crew mowed and weed trimmed the lots and soccer field **9** days, and picked up trash in this area **15** days.



City Secretary Report

Monthly Report July 2021



City Secretary Department

City Secretary Report

- For the month of July, the City had one (1) new hire and zero (0) separations.
- Animal Control vacancy filled and candidate started in July.
- Administrative position filled and candidate starts in August.
- Streets and Parks positions began interviews in July and candidates are going through the pre-employment screening process.

Utility Billing

- New Services:
 - 7 Residential
 - 1 Commercial
- Disconnect Services:
 - 4 Residential
 - 1 Commercial

Fire Report

- Responded to four (4) calls:
 - 1 Gas Leak
 - 2 Stranded Motorist
 - 1 Traffic Control/Entrapment
- 0 Gallons of water used
- 22 Personnel Responded

Court Report

- Court saw 139 defendants and collected a total of \$24,587.06 with a net to the City of \$17,021.75.



Kenedy Volunteer Fire Department
303 W. Main
Kenedy, Texas 78119

"Always Ready"

JULY 2021

Gas Leak- 1

Stranded Motorist(During flooding)- 2 Both
in same spot

Traffic Control/Entrapment-1

Total Incidents= 4

Water used- None

Personal that responded- 22

CITY OF KENEDY- MUNICIPAL COURT REPORT



JULY 2021

JUDGE LEE AZOPARDI

Deposit Listing

07-01-2021 thru 07-31-2021

| Receipt Number | Cause Number | Date of Receipt | Cash | Money Order | Cashier Check | Other Checks | Jail Transfers | Community Service | Cred-Card/Transfers | Total |
|----------------|----------------------------------|-----------------|----------------------------|-------------|---------------|--------------|----------------|-------------------|---------------------|--------|
| 0080124126 | MC2021-0519 | 07-01-2021 | MISC: PAID BY SELF IN CASH | | | | | | | |
| | CANO, AUDULIA MUNOZ | | 50.00 | | | | | | | 50.00 |
| 0080124127 | MC2021-0129 | 07-02-2021 | MISC: BY PHONE | | | | | | | |
| | LAX, ROBERT ELIJAH | | | | | | | | 100.00 | 100.00 |
| 0080124128 | MC2020-1188 | 07-02-2021 | MISC: BY PHONE | | | | | | | |
| | MEJIA, TRINITY MCKAYLA | | | | | | | | 66.00 | 66.00 |
| 0080124129 | MC2020-1367 | 07-02-2021 | MISC: BY PHONE | | | | | | | |
| | SMITH, CARL LEE | | | | | | | | 260.00 | 260.00 |
| 0080124130 | MC2020-0096 | 07-02-2021 | MISC: BY PHONE | | | | | | | |
| | GONZALES, JENNIFER LEIGH | | | | | | | | 40.00 | 40.00 |
| 0080124131 | MC2021-0489 | 07-02-2021 | MISC: WEB PAYMENT | | | | | | | |
| | BRIONES, JOSE LUIS | | | | | | | | 531.00 | 531.00 |
| 0080124132 | MC2021-0211 | 07-02-2021 | MISC: WEB PAYMENT | | | | | | | |
| | TRIGG, KLEBER BOYLES | | | | | | | | 181.00 | 181.00 |
| 0080124133 | MC2021-0733 | 07-02-2021 | MISC: WEB PAYMENT | | | | | | | |
| | TRIGG, KLEBER BOYLES | | | | | | | | 260.00 | 260.00 |
| 0080124134 | MC2021-0629 | 07-02-2021 | MISC: STELLAR ENERGY SOLUT | | | | | | | |
| | CLARK, TIMOTHY JAY | | | | | 144.00 | | | | 144.00 |
| 0080124135 | MC2020-1342 | 07-02-2021 | MISC: PAID IN PERSON | | | | | | | |
| | GONZALES, ERMA GUTIERREZ | | | | | | | | 132.00 | 132.00 |
| 0080124136 | MC2020-0155 | 07-02-2021 | MISC: PAID IN PERSON | | | | | | | |
| | SMART, MICHELLE EVELYN | | | | | | | | 170.19 | 170.19 |
| 0080124137 | MC2021-0462 | 07-06-2021 | MISC: 20963736844 | | | | | | | |
| | BRADLEY, BRAD DONNEL | | 91.00 | | | | | | | 91.00 |
| 0080124138 | MC2021-0621 | 07-06-2021 | MISC: WEB PAYMENT | | | | | | | |
| | FISHER, JEREMY OWEN | | | | | | | | 233.90 | 233.90 |
| 0080124139 | MC2021-0615 | 07-06-2021 | MISC: PAID BY SELF IN CASH | | | | | | | |
| | CRUZ, ANTONIA FARIAS | | 40.00 | | | | | | | 40.00 |
| 0080124140 | MC2019-0353 | 07-06-2021 | MISC: PAID BY CASH BY SELF | | | | | | | |
| | RODRIGUEZ, BILLY RAY | | 50.00 | | | | | | | 50.00 |
| 0080124141 | MC2020-0440 | 07-07-2021 | MISC: PAID BY PHONE | | | | | | | |
| | FISHER, ASHTON JO | | | | | | | | 25.00 | 25.00 |
| 0080124142 | MC2015-9844 | 07-07-2021 | MISC: PAID BY PHONE | | | | | | | |
| | DIAZ, TABITHI LYNN | | | | | | | | 100.00 | 100.00 |
| 0080124143 | MC2021-0013 | 07-07-2021 | MISC: BY PHONE | | | | | | | |
| | LUNSFORD, BRIAN DAMON | | | | | | | | 80.00 | 80.00 |
| 0080124144 | MC2021-0756 | 07-07-2021 | MISC: WEB PAYMENT | | | | | | | |
| | LOPEZ, PURIFICACION | | | | | | | | 209.00 | 209.00 |
| 0080124145 | MC2021-0738 | 07-07-2021 | MISC: WEB PAYMENT | | | | | | | |
| | AGUILAR, JESUS ANTONIO | | | | | | | | 199.00 | 199.00 |
| 0080124146 | MC2020-0072 | 07-07-2021 | MISC: BY PHONE | | | | | | | |
| | JUSTICE, PAUL WAYMAN | | | | | | | | 35.00 | 35.00 |
| 0080124147 | MC2011-3237 | 07-07-2021 | MISC: BY PHONE | | | | | | | |
| | GUERRA, LYDIA | | | | | | | | 40.00 | 40.00 |
| 0080124148 | MC2021-0728 | 07-07-2021 | MISC: WEB PAYMENT | | | | | | | |
| | GARCIA, ASHLEY NICOLE | | | | | | | | 206.90 | 206.90 |
| 0080124149 | MC2021-0692 | 07-07-2021 | MISC: WEB PAYMENT | | | | | | | |
| | TOSCANO, JONATHAN | | | | | | | | 531.00 | 531.00 |
| 0080124150 | MC2021-0787 | 07-08-2021 | MISC: USPO#26980645904 | | | | | | | |
| | DUHON, MICHAEL CHAD | | 234.00 | | | | | | | 234.00 |
| 0080124151 | MC2020-0604 | 07-08-2021 | MISC: BY PHONE | | | | | | | |
| | TOUCHET, JARON CHARLES | | | | | | | | 191.00 | 191.00 |
| 0080124152 | MC2021-0761 | 07-08-2021 | MISC: WEB PAYMENT | | | | | | | |
| | PALOMARES, JESUS MIGUEL | | | | | | | | 531.00 | 531.00 |
| 0080124153 | MC2021-0227 | 07-08-2021 | MISC: BY SELF | | | | | | | |
| | ANDREWS, BILLY WAYNE | | | | | | | | 130.00 | 130.00 |
| 0080124154 | MC2021-0478 | 07-08-2021 | MISC: BY PHONE | | | | | | | |
| | RANGEL, LUICIO | | | | | | | | 40.00 | 40.00 |
| 0080124155 | MC2021-0262 | 07-09-2021 | MISC: BY PHONE | | | | | | | |
| | HERRERA, REMIJIO | | | | | | | | 107.00 | 107.00 |
| 0080124156 | MC2021-0680 | 07-09-2021 | MISC: IN PERSON | | | | | | | |
| | SALAS, ROCKY | | 62.00 | | | | | | | 62.00 |
| 0080124157 | MC2021-0677 | 07-09-2021 | MISC: IN PERSON | | | | | | | |
| | ZAPATA, ERNESTO CONTRERAS | | 100.00 | | | | | | | 100.00 |
| 0080124158 | MC2020-0337 | 07-09-2021 | MISC: USPO#27278026975 | | | | | | | |
| | SANCHEZ, ALICIA HERNANDEZ | | 50.00 | | | | | | | 50.00 |
| 0080124159 | MC2021-0770 | 07-09-2021 | MISC: Nvy FED #1595 | | | | | | | |
| | ROSALES, DAMON ISALAH | | | | | 106.00 | | | | 106.00 |
| 0080124160 | MC2021-0771 | 07-09-2021 | MISC: Nvy FED #1595 | | | | | | | |
| | ROSALES, DAMON ISALAH | | | | | 10.00 | | | | 10.00 |
| 0080124161 | MC2020-0839 | 07-09-2021 | MISC: BY PHONE | | | | | | | |
| | SANDOVAL ALATORRE, NESTOR DANIEL | | | | | | | | 366.00 | 366.00 |

Deposit Listing

07-01-2021 thru 07-31-2021

| Receipt Number | Cause Number | Date of Receipt | Cash | Money Order | Cashier Check | Other Checks | Jail Transfers | Community Service | Cred-Card/Transfers | Total |
|----------------|----------------------------|-----------------|---------------------------|-------------|---------------|--------------|----------------|-------------------|---------------------|--------|
| 0080124162 | MC2019-0043 | 07-09-2021 | MISC: BY PHONE | | | | | | | |
| | DELEON, MARIO A | | | | | | | | 282.10 | 282.10 |
| 0080124163 | MC2021-0224 | 07-09-2021 | MISC: IN PERSON | | | | | | | |
| | GELY CINTRON, AIXA JULISSA | | | | | | | | 60.00 | 60.00 |
| 0080124164 | MC2021-0294 | 07-12-2021 | MISC: BY SELF | | | | | | | |
| | SANTOS, KRISTA | | 50.00 | | | | | | | 50.00 |
| 0080124165 | MC2021-0162 | 07-12-2021 | MISC: BY PHONE | | | | | | | |
| | RAMIREZ, RENEE | | | | | | | | 50.00 | 50.00 |
| 0080124166 | MC2021-0690 | 07-12-2021 | MISC: BY PHONE | | | | | | | |
| | LEAL-HERRERA, EMMANUEL | | | | | | | | 66.00 | 66.00 |
| 0080124167 | MC2020-0443 | 07-12-2021 | MISC: BY PHONE | | | | | | | |
| | CASTILLA, ROBERT JESUS | | | | | | | | 50.00 | 50.00 |
| 0080124168 | MC2020-0061 | 07-12-2021 | MISC: IN PERSON | | | | | | | |
| | LOPEZ, MIGUEL | | 281.00 | | | | | | | 281.00 |
| 0080124169 | MC2021-0488 | 07-12-2021 | MISC: WEB PAYMENT | | | | | | | |
| | HINOJOSA, EBERARDO | | | | | | | | 531.00 | 531.00 |
| 0080124170 | MC2021-0784 | 07-12-2021 | MISC: WEB PAYMENT | | | | | | | |
| | TREVINO, KOBE TYLER | | | | | | | | 181.00 | 181.00 |
| 0080124171 | MC2021-0250 | 07-12-2021 | MISC: BY PHONE | | | | | | | |
| | MILES, JAMES WILLIAM | | | | | | | | 91.00 | 91.00 |
| 0080124172 | MC2019-0745 | 07-12-2021 | MISC: IN PERSON | | | | | | | |
| | ARRIOLA, CHRISTIAN VIDAL | | | | | | | | 100.00 | 100.00 |
| 0080124173 | MC2021-0764 | 07-12-2021 | MISC: 19-273841800 | | | | | | | |
| | RUSSELL, ROBERT WILLIAM | | | 91.00 | | | | | | 91.00 |
| 0080124174 | MC2021-0768 | 07-13-2021 | MISC: WEB PAYMENT | | | | | | | |
| | CULP, JEFFREY SCOTT | | | 531.00 | | | | | | 531.00 |
| 0080124175 | MC2021-0498 | 07-13-2021 | MISC: BY PHONE | | | | | | | |
| | ACOSTA, ANGEL | | | | | | | | 72.84 | 72.84 |
| 0080124176 | MC2011-3341 | 07-13-2021 | MISC: BY PHONE | | | | | | | |
| | PENA YOUNG, PRISCILLA ANN | | | | | | | | 20.00 | 20.00 |
| 0080124177 | MC2021-0009 | 07-13-2021 | MISC: BY PHONE | | | | | | | |
| | HERNANDEZ, RODOLFO | | | | | | | | 91.00 | 91.00 |
| 0080124178 | MC2021-0449 | 07-13-2021 | MISC: BY PHONE | | | | | | | |
| | REYNA, JOEL | | | | | | | | 214.00 | 214.00 |
| 0080124179 | MC2021-0643 | 07-13-2021 | MISC: AMERICAN BANK #1553 | | | | | | | |
| | SAHADI, RICHARD REAGAN | | | | | 144.00 | | | | 144.00 |
| 0080124180 | MC2020-1083 | 07-13-2021 | MISC: BY PHONE | | | | | | | |
| | RODRIGUEZ, DANIEL TREVINO | | | | | | | | 131.36 | 131.36 |
| 0080124181 | MC2021-0307 | 07-13-2021 | MISC: BY PHONE | | | | | | | |
| | KLIMITCHEK, ROBERT JOSEPH | | | | | | | | 63.00 | 63.00 |
| 0080124182 | MC2021-0096 | 07-13-2021 | MISC: BY PHONE | | | | | | | |
| | RENDON, STEPHEN | | | | | | | | 136.50 | 136.50 |
| 0080124183 | MC2013-7880 | 07-13-2021 | MISC: BY PHONE | | | | | | | |
| | JENNINGS, JOSHUA WILLIS | | | | | | | | 325.00 | 325.00 |
| 0080124184 | MC2014-8166 | 07-13-2021 | MISC: BY PHONE | | | | | | | |
| | JENNINGS, JOSHUA WILLIS | | | | | | | | 442.00 | 442.00 |
| 0080124185 | MC2019-0033 | 07-13-2021 | MISC: pbfcm#16574 | | | | | | | |
| | SOLIZ, MERCEDES MARIA | | | | | 205.80 | | | | 205.80 |
| 0080124186 | MC2021-0030 | 07-14-2021 | MISC: BY PHONE | | | | | | | |
| | DILES, STEVEN BOYD | | | | | | | | 79.20 | 79.20 |
| 0080124187 | MC2021-0116 | 07-14-2021 | MISC: BY SELF IN CASH | | | | | | | |
| | BARKLEY, JOSEPH TRENT | | 80.00 | | | | | | | 80.00 |
| 0080124188 | MC2019-0353 | 07-14-2021 | MISC: BY SELF IN CASH | | | | | | | |
| | RODRIGUEZ, BILLY RAY | | 50.00 | | | | | | | 50.00 |
| 0080124189 | MC2018-0748 | 07-14-2021 | MISC: BY SELF IN CASH | | | | | | | |
| | WILLIAMS, JOSHUA PERRY | | 332.00 | | | | | | | 332.00 |
| 0080124190 | MC2021-0450 | 07-14-2021 | MISC: USPO#27274206407 | | | | | | | |
| | HIDALGO, TABITHA MARIE | | 74.00 | | | | | | | 74.00 |
| 0080124191 | MC2020-0482 | 07-14-2021 | MISC: BY SELF IN CASH | | | | | | | |
| | TETENS, HUGO GLYNN | | 10.00 | | | | | | | 10.00 |
| 0080124192 | MC2021-0810 | 07-15-2021 | MISC: WEB PAYMENT | | | | | | | |
| | FLORES, JEREMY JULIAN | | | | | | | | 531.00 | 531.00 |
| 0080124193 | MC2021-0698 | 07-15-2021 | MISC: IN PERSON | | | | | | | |
| | DE LA GARZA, ROXANNE | | | | | | | | 144.00 | 144.00 |
| 0080124194 | MC2018-0916 | 07-15-2021 | MISC: IN PERSON | | | | | | | |
| | SOLIS, RUBEN | | | | | | | | 50.00 | 50.00 |
| 0080124195 | MC2017-0072 | 07-15-2021 | MISC: 8/14/2020-8/17/2020 | | | | | | | |
| | VILLARREAL, ANTHONY | | | | | 496.60 | | | | 496.60 |
| 0080124196 | MC2021-0917 | 07-15-2021 | MISC: IN PERSON | | | | | | | |
| | YAKLIN, LISA POGUE | | | | | | | | 234.00 | 234.00 |
| 0080124197 | MC2019-0491 | 07-15-2021 | MISC: USPO#27056953697 | | | | | | | |
| | RAMOS, ROBERTO | | 185.77 | | | | | | | 185.77 |

Deposit Listing

07-01-2021 thru 07-31-2021 ⁴¹

| Receipt Number | Cause Number | Date of Receipt | Cash | Money Order | Cashier Check | Other Checks | Jail Transfers | Community Service | Cred-Card/ Transfers | Total |
|-------------------|------------------------------|--------------------|----------------------------|----------------|------------------|-----------------|-------------------|----------------------|-------------------------|--------|
| 0080124198 | MC2021-0428 | 07-15-2021 | MISC: IN PERSON | | | | | | | |
| | PEREZ, ISAAC | | | | | | | | | |
| 0080124199 | MC2021-0767 | 07-15-2021 | MISC: IN PERSON | | | | | | 60.00 | 60.00 |
| | LOPEZ, ANDREW JOSEPH | | 200.00 | | | | | | | 200.00 |
| 0080124200 | MC2020-1059 | 07-15-2021 | MISC: CIRCLE OF ANGELS HOU | | | | | | | |
| | DELOSSANTOS, HAVEN | | | | | | | 81.00 | | 81.00 |
| 0080124201 | MC2020-1060 | 07-15-2021 | MISC: CIRCLE OF ANGELS HOU | | | | | | | |
| | DELOSSANTOS, HAVEN | | | | | | | 44.00 | | 44.00 |
| 0080124202 | MC2020-0817 | 07-15-2021 | MISC: CIRCLE OF ANGELS HOU | | | | | | | |
| | MORALES, AIDEE ANN | | | | | | | 269.90 | | 269.90 |
| 0080124203 | MC2019-0072 | 07-16-2021 | MISC: 19-252427933 | | | | | | | |
| | ESTRADA, LIONEL | | | 10.00 | | | | | | 10.00 |
| 0080124204 | MC2021-0028 | 07-19-2021 | MISC: USPO#27278031161 | | | | | | | |
| | CANTU, JARREN RAY | | | 281.00 | | | | | | 281.00 |
| 0080124205 | MC2021-0825 | 07-19-2021 | MISC: USPO 27278031161 | | | | | | | |
| | CANTU, JARREN RAY | | | 259.00 | | | | | | 259.00 |
| 0080124206 | MC2021-0563 | 07-19-2021 | MISC: BY PHONE | | | | | | | |
| | FRANCISCO, RODRIGUEZ | | | | | | | | 181.00 | 181.00 |
| 0080124207 | MC2021-0562 | 07-19-2021 | MISC: BY PHONE | | | | | | | |
| | FRANCISCO, RODRIGUEZ | | | | | | | | 200.00 | 200.00 |
| 0080124208 | MC2020-0795 | 07-19-2021 | MISC: BY PHONE | | | | | | | |
| | BARRERA, GEORGE JR | | | | | | | | 496.00 | 496.00 |
| 0080124209 | MC2019-0399 | 07-19-2021 | MISC: BY PHONE | | | | | | | |
| | PEREZ HERNANDEZ, RUBEN C | | | | | | | | 50.00 | 50.00 |
| 0080124210 | MC2019-0604 | 07-19-2021 | MISC: BY PHONE | | | | | | | |
| | PEREZ HERNANDEZ, RUBEN C | | | | | | | | 50.00 | 50.00 |
| 0080124211 | MC2021-0785 | 07-20-2021 | MISC: WEB PAYMENT | | | | | | | |
| | ALVAREZ CHIRINO, JUAN LAZARO | | | | | | | | 209.00 | 209.00 |
| 0080124212 | MC2021-0766 | 07-20-2021 | MISC: WEB PAYMENT | | | | | | | |
| | ZARTUCHE, NOE JR JR | | | | | | | | 206.90 | 206.90 |
| 0080124213 | MC2021-0832 | 07-20-2021 | MISC: WEB PAYMENT | | | | | | | |
| | MONDRAGON RIVERA, ALVARO | | | | | | | | 531.00 | 531.00 |
| 0080124214 | MC2020-1036 | 07-20-2021 | MISC: WEB PAYMENT | | | | | | | |
| | VEGA, REYES DURAN | | | | | | | | 206.90 | 206.90 |
| 0080124215 | MC2020-0587 | 07-20-2021 | MISC: BY PHONE | | | | | | | |
| | NORTHERN, KELTON CARVELLE | | | | | | | | 100.00 | 100.00 |
| 0080124216 | MC2021-0757 | 07-20-2021 | MISC: WEB PAYMENT | | | | | | | |
| | WHITE, CASEY ALLEN | | | | | | | | 199.00 | 199.00 |
| 0080124217 | MC2021-0438 | 07-20-2021 | MISC: WEB PAYMENT | | | | | | | |
| | MONTES-VELA, ALEX GEDION | | | | | | | | 209.00 | 209.00 |
| 0080124218 | MC2016-0280 | 07-20-2021 | MISC: COMPLETED HOURS | | | | | | | |
| | DE LEON, CARLOS ANTONIO | | | | | | | | 442.00 | 442.00 |
| 0080124219 | MC2019-0353 | 07-21-2021 | MISC: BY SELF IN CASH | | | | | | | |
| | RODRIGUEZ, BILLY RAY | | 50.00 | | | | | | | 50.00 |
| 0080124220 | MC2019-0590 | 07-22-2021 | MISC: PAID BY SELF IN CASH | | | | | | | |
| | MEDINA, CHRISTOPHER BRYAN | | 25.00 | | | | | | | 25.00 |
| 0080124221 | MC2021-0739 | 07-22-2021 | MISC: PAID BY SELF IN CASH | | | | | | | |
| | BENAVIDES, JESSE | | 180.00 | | | | | | | 180.00 |
| 0080124222 | MC2021-0739 | 07-22-2021 | MISC: IN PERSON | | | | | | | |
| | BENAVIDES, JESSE | | | | | | | | 29.00 | 29.00 |
| 0080124223 | MC2019-0338 | 07-22-2021 | MISC: 19-252427965 | | | | | | | |
| | VIGIL, DEVON PAUL | | | 247.00 | | | | | | 247.00 |
| 0080124224 | MC2019-0453 | 07-22-2021 | MISC: 19-252427965 | | | | | | | |
| | VIGIL, DEVON PAUL | | | 376.00 | | | | | | 376.00 |
| 0080124225 | MC2020-1064 | 07-22-2021 | MISC: 27274210277 | | | | | | | |
| | CORENO-ARELLANO, J MOISES | | | 106.00 | | | | | | 106.00 |
| 0080124226 | MC2021-0677 | 07-22-2021 | MISC: BY SELF IN CASH | | | | | | | |
| | ZAPATA, ERNESTO CONTRERAS | | 34.00 | | | | | | | 34.00 |
| 0080124227 | MC2018-1154 | 07-26-2021 | MISC: CASH BY wife | | | | | | | |
| | LONGORIA, SHEDDY LEE | | 182.00 | | | | | | | 182.00 |
| 0080124228 | MC2021-0646 | 07-26-2021 | MISC: WEB PAYMENT | | | | | | | |
| | MARTINEZ, VINCENT | | | | | | | | 172.00 | 172.00 |
| 0080124229 | MC2021-0663 | 07-26-2021 | MISC: WEB PAYMENT | | | | | | | |
| | RAMOS, MANUEL JESUS | | | | | | | | 199.00 | 199.00 |
| 0080124230 | MC2021-0622 | 07-26-2021 | MISC: WEB PAYMENT | | | | | | | |
| | FLORES, BEATRICE | | | | | | | | 199.00 | 199.00 |
| 0080124231 | MC2021-0439 | 07-26-2021 | MISC: WEB PAYMENT | | | | | | | |
| | BHAKTA, RUSHABH TARUNBHAI | | | | | | | | 167.00 | 167.00 |
| 0080124232 | MC2021-0898 | 07-26-2021 | MISC: WEB PAYMENT | | | | | | | |
| | BHAKTA, RUSHABH TARUNBHAI | | | | | | | | 260.00 | 260.00 |
| 0080124233 | MC2021-0922 | 07-26-2021 | MISC: WEB PAYMENT | | | | | | | |
| | WARD, ETHAN GARRETT | | | | | | | | 199.00 | 199.00 |

Deposit Listing

07-01-2021 thru 07-31-2021 ⁴²

| Receipt Number | Cause Number | Date of Receipt | Cash | Money Order | Cashier Check | Other Checks | Jail Transfers | Community Cred-Card/Service | Transfers | Total |
|----------------------------------|--------------|-----------------|----------------------------|-------------|---------------|--------------|----------------|-----------------------------|-----------|--------|
| 0080124234 | MC2021-0774 | 07-26-2021 | MISC: WEB PAYMENT | | | | | | | |
| JOSLIN, LOUIS JAMES | | | | | | | | | | |
| 0080124235 | MC2021-0855 | 07-26-2021 | MISC: WEB PAYMENT | | | | | | 209.00 | 209.00 |
| PATRAS, VITALIE | | | | | | | | | | |
| 0080124236 | MC2021-0741 | 07-26-2021 | MISC: WEB PAYMENT | | | | | | 531.00 | 531.00 |
| GARZA, RAUL JR | | | | | | | | | | |
| 0080124237 | MC2021-0645 | 07-26-2021 | MISC: WEB PAYMENT | | | | | | 219.00 | 219.00 |
| GONZALEZ, HECTOR ALEJANDRO | | | | | | | | | | |
| 0080124238 | MC2020-1169 | 07-26-2021 | MISC: WEB PAYMENT | | | | | | 181.00 | 181.00 |
| VETAL, DERECK ALAN | | | | | | | | | | |
| 0080124239 | MC2021-0891 | 07-26-2021 | MISC: WEB PAYMENT | | | | | | 206.90 | 206.90 |
| VETAL, DERECK ALAN | | | | | | | | | | |
| 0080124240 | MC2021-0882 | 07-26-2021 | MISC: WEB PAYMENT | | | | | | 264.00 | 264.00 |
| SALAS, DARIAN | | | | | | | | | | |
| 0080124241 | MC2021-0886 | 07-26-2021 | MISC: WEB PAYMENT | | | | | | 181.00 | 181.00 |
| WILLIAMS, DUSTIN ALLEN | | | | | | | | | | |
| 0080124242 | MC2021-0762 | 07-26-2021 | MISC: 27453267911 | | | | | | 199.00 | 199.00 |
| GONZALEZ, JOSE L | | | | | | | | | | |
| 0080124243 | MC2020-1291 | 07-26-2021 | MISC: BY PHONE | | | | | | 91.00 | 91.00 |
| DAVID, JACOB | | | | | | | | | | |
| 0080124244 | MC2021-0554 | 07-26-2021 | MISC: 20996187545 | | | | | | 57.00 | 57.00 |
| FUENTES, JOSE ANTONIO | | | | | | | | | | |
| 0080124245 | MC2021-0525 | 07-26-2021 | MISC: NAVYARMY 97862 | | | | | | 81.00 | 81.00 |
| HERNANDEZ, ROBERT RIOS | | | | | | | | | | |
| 0080124246 | MC2021-0869 | 07-27-2021 | MISC: NAVYARMY 97862 | | | | | | 209.00 | 209.00 |
| HERNANDEZ, ROBERT RIOS | | | | | | | | | | |
| 0080124247 | MC2021-0833 | 07-27-2021 | MISC: DAN WOLTERMAN TRUCKI | | | | | | 310.00 | 310.00 |
| WOLTERMAN, DANIEL JOSEPH | | | | | | | | | | |
| 0080124248 | MC2021-0828 | 07-27-2021 | MISC: WEB PAYMENT | | | | | | 531.00 | 531.00 |
| GUERRA, VICTOR MANUEL | | | | | | | | | | |
| 0080124249 | MC2020-1300 | 07-27-2021 | MISC: WEB PAYMENT | | | | | | 260.00 | 260.00 |
| GUERRA, VICTOR MANUEL | | | | | | | | | | |
| 0080124250 | MC2021-0240 | 07-27-2021 | MISC: BY PHONE | | | | | | 531.00 | 531.00 |
| SANCHEZ, ESMERALDO JR | | | | | | | | | | |
| 0080124251 | MC2021-0659 | 07-27-2021 | MISC: IN PERSON | | | | | | 91.00 | 91.00 |
| LOPEZ, CALVIN VINCENT | | | | | | | | | | |
| 0080124252 | MC2021-0658 | 07-27-2021 | MISC: IN PERSON | | | | | | 181.00 | 181.00 |
| LOPEZ, CALVIN VINCENT | | | | | | | | | | |
| 0080124253 | MC2019-0616 | 07-28-2021 | MISC: PAID BY WIFE | | | | | | 144.00 | 144.00 |
| ALVAREZ, ROGELIO SALINAS | | | | | | | | | | |
| 0080124254 | MC2019-0353 | 07-28-2021 | MISC: PAID BY SELF IN CASH | | | | | | 318.60 | 318.60 |
| RODRIGUEZ, BILLY RAY | | | | | | | | | | |
| 0080124255 | MC2020-0745 | 07-29-2021 | MISC: 19-286627348 | | | | | | 60.00 | 60.00 |
| CORONA, JON DANIEL | | | | | | | | | | |
| 0080124256 | MC2021-0913 | 07-29-2021 | MISC: IN PERSON | | | | | | 262.00 | 262.00 |
| GARCIA, RODOLFO | | | | | | | | | | |
| 0080124257 | MC2021-0914 | 07-29-2021 | MISC: IN PERSON | | | | | | 66.00 | 66.00 |
| GARCIA, RODOLFO | | | | | | | | | | |
| 0080124258 | MC2021-0661 | 07-29-2021 | MISC: WEB PAYMENT | | | | | | 26.46 | 26.46 |
| MALDONADO, YOLANDA ANN | | | | | | | | | | |
| 0080124259 | MC2021-0881 | 07-29-2021 | MISC: WEB PAYMENT | | | | | | 219.00 | 219.00 |
| ALANIZ, ADALBERTO | | | | | | | | | | |
| 0080124260 | MC2021-0867 | 07-29-2021 | MISC: PAID BY GRANDMA | | | | | | 334.00 | 334.00 |
| ESCAMILLA, ERASMO LEONEL VALERIO | | | | | | | | | | |
| 0080124261 | MC2021-0566 | 07-30-2021 | MISC: PAID BY PHONE W/ CAR | | | | | | 131.00 | 131.00 |
| GONZALEZ, ELEAZAR JR | | | | | | | | | | |
| 0080124262 | MC2021-0241 | 07-30-2021 | MISC: BY PHONE | | | | | | 109.20 | 109.20 |
| JACKSON, ROBERT | | | | | | | | | | |
| 0080124263 | MC2019-0399 | 07-30-2021 | MISC: BY PHONE | | | | | | 91.00 | 91.00 |
| PEREZ HERNANDEZ, RUBEN C | | | | | | | | | | |
| 0080124264 | MC2021-0675 | 07-30-2021 | MISC: BY PHONE | | | | | | 100.00 | 100.00 |
| CELESTINE, DEION DEVANTE | | | | | | | | | | |
| 0080124265 | MC2018-0899 | 07-30-2021 | MISC: BY PHONE | | | | | | 200.00 | 200.00 |
| ADAMES, ORLANDO RAY | | | | | | | | | | |
| 0080124266 | MC2021-0265 | 07-30-2021 | MISC: PAID BY SELF | | | | | | 190.72 | 190.72 |
| ROBERTS, ALYSSA NICOLE | | | | | | | | | | |
| 0080124267 | MC2021-0578 | 07-30-2021 | MISC: IN PERSON | | | | | | 100.00 | 100.00 |
| VILLARREAL, PAUL ANTHONY | | | | | | | | | | |
| 0080124268 | MC2021-0422 | 07-30-2021 | MISC: BANK OF TEXAS 400320 | | | | | | 86.82 | 86.82 |
| PERALES, JON DERICK | | | | | | | | | | |
| 0080124269 | MC2021-0863 | 07-30-2021 | MISC: USPO#27235279293 | | | | | | 51.00 | 51.00 |
| LOPEZ, JUAN MANUEL | | | | | | | | | | |
| | | | | | | | | | 209.00 | 209.00 |

Deposit Listing

07-01-2021 thru 07~~43~~⁴⁸-2021

| Receipt Number | Cause Number | Date of Receipt | Cash | Money Order | Cashier Check | Other Checks | Jail Transfers | Community Cred-Card/ Service | Transfers | Total |
|------------------------|-----------------|--------------------|----------|----------------|------------------|-----------------|-------------------|---------------------------------|-----------|-----------|
| Report Totals | | | 2,161.00 | 3,229.77 | 519.00 | 1,140.80 | 496.60 | 836.90 | 17,536.49 | 25,920.56 |
| Money Totals Breakdown | | | | | | | | | | |
| | | | | | | | 7,050.57 | | | |
| | | | | | | | 1,333.50 | | | |
| | | | | | | | 17,536.49 | | | |
| | | | | | | | 0.00 | | | |
| | | | | | | | 25,920.56 | | | |

Money Distribution Report

44

| Receipt Cause/Defendant | Codes\Amounts | Total |
|---|--|--------|
| 80124126 MC2021-0519 CANO, AUDULIA MUNOZ Cash PAID BY SELF IN C | 07-01-2021 CCC 12.00 MAF 5.00 LCCC 14.00 TPRF 15.00 FINE 4.00 | 50.00 |
| 80124127 MC2021-0129 LAX, ROBERT ELIJAH Credit Card BY PHONE | 07-02-2021 FINE 100.00 | 100.00 |
| 80124128 MC2020-1188 MEJIA, TRINITY MCKAYLA Credit Card BY PHONE | 07-02-2021 FINE 66.00 | 66.00 |
| 80124129 MC2020-1367 SMITH, CARL LEE Credit Card BY PHONE | 07-02-2021 FINE 260.00 | 260.00 |
| 80124130 MC2020-0096 GONZALES, JENNIFER LEIGH Credit Card BY PHONE | 07-02-2021 FINE 40.00 | 40.00 |
| 80124131 MC2021-0489 BRIONES, JOSE LUIS Credit Card WEB PAYMENT | 07-02-2021 CCC 62.00 MAF 5.00 LCCC 14.00 FINE 450.00 | 531.00 |
| 80124132 MC2021-0211 TRIGG, KLEBER BOYLES Credit Card WEB PAYMENT | 07-02-2021 CCC 62.00 MAF 5.00 LCCC 14.00 FINE 100.00 | 181.00 |
| 80124133 MC2021-0733 TRIGG, KLEBER BOYLES Credit Card WEB PAYMENT | 07-02-2021 CCC 40.00 TECH 4.00 MAF 5.00 JRF 4.00 JSF 6.00 MBSF 3.00 IDFE 2.00 DPSF 196.00 | 260.00 |
| 80124134 MC2021-0629 CLARK, TIMOTHY JAY Company Check STELLAR ENERGY SO | 07-02-2021 CCC 62.00 MAF 5.00 LCCC 14.00 LTFC 3.00 STF1 50.00 DDC 10.00 | 144.00 |
| 80124135 MC2020-1342 GONZALES, ERMA GUTIERREZ Credit Card PAID IN PERSON | 07-02-2021 DEFF 132.00 | 132.00 |
| 80124136 MC2020-0155 SMART, MICHELLE EVELYN Credit Card PAID IN PERSON | 07-02-2021 CCC 62.00 MAF 5.00 WRNT 50.00 LCCC 14.00 OMNR 10.00 TPRF 15.00 CSRV 14.19 | 170.19 |
| 80124137 MC2021-0462 BRADLEY, BRAD DONNEL Money Order 20963736844 | 07-06-2021 FINE 91.00 | 91.00 |
| 80124138 MC2021-0621 FISHER, JEREMY OWEN Credit Card WEB PAYMENT | 07-06-2021 CCC 62.00 MAF 5.00 LCCC 14.00 FINE 99.90 LTFC 3.00 STF1 50.00 | 233.90 |
| 80124139 MC2021-0615 CRUZ, ANTONIA FARIAS Cash PAID BY SELF IN C | 07-06-2021 CCC 25.84 MAF 2.08 LCCC 5.83 TPRF 6.25 | 40.00 |
| 80124140 MC2019-0353 RODRIGUEZ, BILLY RAY Cash PAID BY CASH BY S | 07-06-2021 WRNT 6.40 CSRV 43.60 | 50.00 |
| 80124141 MC2020-0440 FISHER, ASHTON JO Credit Card PAID BY PHONE | 07-07-2021 MAF 5.00 LCCC 14.00 LTFC 3.00 STF1 3.00 | 25.00 |
| 80124142 MC2015-9844 DIAZ, TABITHI LYNN Credit Card PAID BY PHONE | 07-07-2021 CCC 40.00 TECH 4.00 MAF 5.00 JRF 4.00 JSF 6.00 MBSF 3.00 IDFE 2.00 TRPC 2.00 TPRF 15.00 CSRV 19.00 | 100.00 |
| 80124143 MC2021-0013 LUNS福德, BRIAN DAMON Credit Card BY PHONE | 07-07-2021 FINE 80.00 | 80.00 |

Money Distribution Report

| Receipt Cause/Defendant | Codes\Amounts | Total |
|--|--|--------|
| 80124144 MC2021-0756 LOPEZ, PURIFICACION Credit Card WEB PAYMENT | 07-07-2021 CCC 62.00 MAF 5.00 LCCC 14.00 FINE 75.00 LTFC 3.00 STF1 50.00 | 209.00 |
| 80124145 MC2021-0738 AGUILAR, JESUS ANTONIO Credit Card WEB PAYMENT | 07-07-2021 CCC 62.00 MAF 5.00 LCCC 14.00 FINE 65.00 LTFC 3.00 STF1 50.00 | 199.00 |
| 80124146 MC2020-0072 JUSTICE, PAUL WAYMAN Credit Card BY PHONE | 07-07-2021 CCC 35.00 | 35.00 |
| 80124147 MC2011-3237 GUERRA, LYDIA Credit Card BY PHONE | 07-07-2021 CCC 5.00 TECH 4.00 MAF 5.00 CS 11.00 JRF 4.00 JSF 6.00 MBSF 3.00 IDFE 2.00 | 40.00 |
| 80124148 MC2021-0728 GARCIA, ASHLEY NICOLE Credit Card WEB PAYMENT | 07-07-2021 CCC 62.00 MAF 5.00 LCCC 14.00 FINE 72.90 LTFC 3.00 STF1 50.00 | 206.90 |
| 80124149 MC2021-0692 TOSCANO, JONATHAN Credit Card WEB PAYMENT | 07-07-2021 CCC 62.00 MAF 5.00 LCCC 14.00 FINE 450.00 | 531.00 |
| 80124150 MC2021-0787 DUHON, MICHAEL CHAD Money Order USPO#26980645904 | 07-08-2021 CCC 62.00 MAF 5.00 LCCC 14.00 FINE 100.00 LTFC 3.00 STF1 50.00 | 234.00 |
| 80124151 MC2020-0604 TOUCHET, JARON CHARLES Credit Card BY PHONE | 07-08-2021 CCC 62.00 MAF 5.00 LCCC 14.00 FINE 110.00 | 191.00 |
| 80124152 MC2021-0761 PALOMARES, JESUS MIGUEL Credit Card WEB PAYMENT | 07-08-2021 CCC 62.00 MAF 5.00 LCCC 14.00 FINE 450.00 | 531.00 |
| 80124153 MC2021-0227 ANDREWS, BILLY WAYNE Credit Card BY SELF | 07-08-2021 FINE 130.00 | 130.00 |
| 80124154 MC2021-0478 RANGEL, LUICIO Credit Card BY PHONE | 07-08-2021 CCC 15.72 MAF 3.57 LCCC 10.00 TPRF 10.71 | 40.00 |
| 80124155 MC2021-0262 HERRERA, REMIJIO Credit Card BY PHONE | 07-09-2021 FINE 65.00 STF1 42.00 | 107.00 |
| 80124156 MC2021-0680 SALAS, ROCKY Cash IN PERSON | 07-09-2021 FINE 62.00 | 62.00 |
| 80124157 MC2021-0677 ZAPATA, ERNESTO CONTRERAS Cash IN PERSON | 07-09-2021 FINE 66.00 STF1 34.00 | 100.00 |
| 80124158 MC2020-0337 SANCHEZ, ALICIA HERNANDEZ Money Order USPO#27278026975 | 07-09-2021 MAF 5.00 LCCC 14.00 LTFC 3.00 STF1 28.00 | 50.00 |
| 80124159 MC2021-0770 ROSALES, DAMON ISAIAH Company Check NVY FED #1595 | 07-09-2021 CCC 62.00 MAF 5.00 LCCC 14.00 FINE 25.00 | 106.00 |
| 80124160 MC2021-0771 ROSALES, DAMON ISAIAH Company Check NVY FED #1595 | 07-09-2021 CPLD 10.00 | 10.00 |
| 80124161 MC2020-0839 SANDOVAL ALATORRE, NESTOR DANIEL Credit Card BY PHONE | 07-09-2021 LCCC 1.00 TPRF 15.00 FINE 350.00 | 366.00 |

Money Distribution Report

| Receipt Cause/Defendant | Codes\Amounts | Total |
|--|---------------|--------|
| 80124162 MC2019-0043 07-09-2021 CCC 40.00 TECH 4.00 MAF 5.00 WRNT 50.00 JRF 4.00 DELEON, MARIO A JSF 6.00 MBSF 3.00 IDFE 2.00 TRPC 2.00 OMNR 10.00 Credit Card FINE 91.00 CSRV 65.10 BY PHONE | | 282.10 |
| 80124163 MC2021-0224 07-09-2021 FINE 60.00 GELY CINTRON, AIXA JULISSA Credit Card IN PERSON | | 60.00 |
| 80124164 MC2021-0294 07-12-2021 CCC 34.00 TPRF 15.00 FINE 0.66 STF1 0.34 SANTOS, KRISTA Cash | | 50.00 |
| 80124165 MC2021-0162 07-12-2021 FINE 50.00 RAMIREZ, RENEE Credit Card BY PHONE | | 50.00 |
| 80124166 MC2021-0690 07-12-2021 CCC 62.00 MAF 4.00 LEAL-HERRERA, EMMANUEL Credit Card BY PHONE | | 66.00 |
| 80124167 MC2020-0443 07-12-2021 WRNT 35.22 LCCC 2.68 OMNR 7.04 TPRF 5.06 CASTILLA, ROBERT JESUS Credit Card BY PHONE | | 50.00 |
| 80124168 MC2020-0061 07-12-2021 CCC 62.00 MAF 5.00 LCCC 14.00 DEFF 200.00 LOPEZ, MIGUEL Cash IN PERSON | | 281.00 |
| 80124169 MC2021-0488 07-12-2021 CCC 62.00 MAF 5.00 LCCC 14.00 FINE 450.00 HINOJOSA, EBERARDO Credit Card WEB PAYMENT | | 531.00 |
| 80124170 MC2021-0784 07-12-2021 CCC 62.00 MAF 5.00 LCCC 14.00 FINE 100.00 TREVINO, KOBE TYLER Credit Card WEB PAYMENT | | 181.00 |
| 80124171 MC2021-0250 07-12-2021 FINE 91.00 MILES, JAMES WILLIAM Credit Card BY PHONE | | 91.00 |
| 80124172 MC2019-0745 07-12-2021 CCC 40.00 TECH 4.00 MAF 5.00 JRF 4.00 JSF 6.00 ARRIOLA, CHRISTIAN VIDAL MBSF 3.00 IDFE 2.00 TRPC 2.00 CSRV 34.00 Credit Card IN PERSON | | 100.00 |
| 80124173 MC2021-0764 07-12-2021 CCC 62.00 MAF 5.00 LCCC 14.00 TPRF 10.00 RUSSELL, ROBERT WILLIAM Money Order 19-273841800 | | 91.00 |
| 80124174 MC2021-0768 07-13-2021 CCC 62.00 MAF 5.00 LCCC 14.00 FINE 450.00 CULP, JEFFREY SCOTT Money Order WEB PAYMENT | | 531.00 |
| 80124175 MC2021-0498 07-13-2021 CCC 62.00 MAF 5.00 LCCC 5.84 ACOSTA, ANGEL Credit Card BY PHONE | | 72.84 |
| 80124176 MC2011-3341 07-13-2021 CSRV 20.00 PENA YOUNG, PRISCILLA ANN Credit Card BY PHONE | | 20.00 |
| 80124177 MC2021-0009 07-13-2021 FINE 91.00 HERNANDEZ, RODOLFO Credit Card BY PHONE | | 91.00 |
| 80124178 MC2021-0449 07-13-2021 CCC 62.00 MAF 5.00 LCCC 14.00 TPRF 15.00 FINE 65.00 REYNA, JOEL LTFC 3.00 STF1 50.00 Credit Card BY PHONE | | 214.00 |
| 80124179 MC2021-0643 07-13-2021 CCC 62.00 MAF 5.00 LCCC 14.00 LTFC 3.00 STF1 50.00 SAHADI, RICHARD REAGAN DDC 10.00 Company Check AMERICAN BANK #15 | | 144.00 |

Money Distribution Report

| Receipt Cause/Defendant | Codes\Amounts | Total |
|--|---------------|--------|
| 80124180 MC2020-1083 07-13-2021 FINE 113.00 CSRV 18.36 RODRIGUEZ, DANIEL TREVINO Credit Card BY PHONE | | 131.36 |
| 80124181 MC2021-0307 07-13-2021 CCC 62.00 MAF 1.00 KLIMITCHEK, ROBERT JOSEPH Credit Card BY PHONE | | 63.00 |
| 80124182 MC2021-0096 07-13-2021 FINE 136.50 RENDON, STEPHEN Credit Card BY PHONE | | 136.50 |
| 80124183 MC2013-7880 07-13-2021 CCC 40.00 TFC 3.00 TECH 4.00 MAF 5.00 WRNT 50.00 JENNINGS, JOSHUA WILLIS DPSC 30.00 STF 30.00 JRF 4.00 JSP 6.00 MBSF 3.00 Credit Card IDFE 2.00 TCL 0.10 FINE 72.90 CSRV 75.00 BY PHONE | | 325.00 |
| 80124184 MC2014-8166 07-13-2021 CCC 40.00 TECH 4.00 MAF 5.00 WRNT 50.00 DPSC 30.00 JENNINGS, JOSHUA WILLIS JRF 4.00 JSF 6.00 MBSF 3.00 IDFE 2.00 DPSF 196.00 Credit Card CSRV 102.00 BY PHONE | | 442.00 |
| 80124185 MC2019-0033 07-13-2021 FINE 130.00 CSRV 75.80 SOLIZ, MERCEDES MARIA Company Check pbfc#16574 | | 205.80 |
| 80124186 MC2021-0030 07-14-2021 FINE 79.20 DILES, STEVEN BOYD Credit Card BY PHONE | | 79.20 |
| 80124187 MC2021-0116 07-14-2021 FINE 80.00 BARKLEY, JOSEPH TRENT Cash BY SELF IN CASH | | 80.00 |
| 80124188 MC2019-0353 07-14-2021 WRNT 19.60 FINE 30.40 RODRIGUEZ, BILLY RAY Cash BY SELF IN CASH | | 50.00 |
| 80124189 MC2018-0748 07-14-2021 CCC 40.00 TECH 4.00 MAF 5.00 WRNT 50.00 JRF 4.00 WILLIAMS, JOSHUA PERRY JSF 6.00 MBSF 3.00 IDFE 2.00 TRPC 2.00 OMNC 4.00 Cash OMND 20.00 OMNO 6.00 FINE 186.00 BY SELF IN CASH | | 332.00 |
| 80124190 MC2021-0450 07-14-2021 CCC 47.80 MAF 3.85 LCCC 10.79 TPRF 11.56 HIDALGO, TABITHA MARIE Money Order USPO#27274206407 | | 74.00 |
| 80124191 MC2020-0482 07-14-2021 CPLD 10.00 TETENS, HUGO GLYNN Cash BY SELF IN CASH | | 10.00 |
| 80124192 MC2021-0810 07-15-2021 CCC 62.00 MAF 5.00 LCCC 14.00 FINE 450.00 FLORES, JEREMY JULIAN Credit Card WEB PAYMENT | | 531.00 |
| 80124193 MC2021-0698 07-15-2021 CCC 62.00 MAF 5.00 LCCC 14.00 LTFC 3.00 STF1 50.00 DE LA GARZA, ROXANNE DDC 10.00 Credit Card | | 144.00 |
| 80124194 MC2018-0916 07-15-2021 DEF 50.00 SOLIS, RUBEN Credit Card IN PERSON | | 50.00 |
| 80124195 MC2017-0072 07-15-2021 CCC 40.00 TECH 4.00 MAF 5.00 WRNT 100.00 JRF 4.00 VILLARREAL, ANTHONY JSF 6.00 MBSF 3.00 IDFE 2.00 TRPC 2.00 OMNC 4.00 Jail Credit OMND 20.00 OMNO 6.00 FINE 186.00 CSRV 114.60 8/14/2020-8/17/20 | | 496.60 |
| 80124196 MC2021-0917 07-15-2021 CCC 62.00 MAF 5.00 LCCC 14.00 FINE 100.00 LTFC 3.00 YAKLIN, LISA POGUE STF1 50.00 Credit Card | | 234.00 |
| 80124197 MC2019-0491 07-15-2021 WRNT 50.00 OMNR 10.00 FINE 82.90 CSRV 42.87 RAMOS, ROBERTO Money Order USPO#27056953697 | | 185.77 |

Money Distribution Report

| Receipt Cause/Defendant | Codes\Amounts | Total |
|--|--|--------|
| 80124198 MC2021-0428 PEREZ, ISAAC Credit Card IN PERSON | 07-15-2021 MAF 1.00 LCCC 14.00 TPRF 15.00 FINE 30.00 | 60.00 |
| 80124199 MC2021-0767 LOPEZ, ANDREW JOSEPH Cash IN PERSON | 07-15-2021 CCC 62.00 MAF 5.00 LCCC 14.00 TPRF 15.00 FINE 104.00 | 200.00 |
| 80124200 MC2020-1059 DELOSSANTOS, HAVEN Comm Service CIRCLE OF ANGELS | 07-15-2021 DEFF 81.00 | 81.00 |
| 80124201 MC2020-1060 DELOSSANTOS, HAVEN Comm Service CIRCLE OF ANGELS | 07-15-2021 CCC 44.00 | 44.00 |
| 80124202 MC2020-0817 MORALES, AIDEE ANN Comm Service CIRCLE OF ANGELS | 07-15-2021 CCC 62.00 MAF 5.00 LCCC 14.00 FINE 135.90 LTFC 3.00 STF1 50.00 | 269.90 |
| 80124203 MC2019-0072 ESTRADA, LIONEL Money Order 19-252427933 | 07-16-2021 CCC 7.23 JSF 0.67 MBSF 0.90 IDFE 0.60 TRPC 0.60 | 10.00 |
| 80124204 MC2021-0028 CANTU, JARREN RAY Money Order USPO#27278031161 | 07-19-2021 CCC 62.00 MAF 5.00 LCCC 14.00 FINE 200.00 | 281.00 |
| 80124205 MC2021-0825 CANTU, JARREN RAY Money Order USPO 27278031161 | 07-19-2021 CCC 40.00 TECH 4.00 MAF 5.00 JRF 4.00 JSF 6.00 MBSF 3.00 IDFE 2.00 DPSF 195.00 | 259.00 |
| 80124206 MC2021-0563 FRANCISCO, RODRIGUEZ Credit Card BY PHONE | 07-19-2021 CCC 62.00 MAF 5.00 LCCC 14.00 FINE 100.00 | 181.00 |
| 80124207 MC2021-0562 FRANCISCO, RODRIGUEZ Credit Card BY PHONE | 07-19-2021 CCC 62.00 MAF 5.00 LCCC 14.00 FINE 66.00 LTFC 3.00 STF1 50.00 | 200.00 |
| 80124208 MC2020-0795 BARRERA, GEORGE JR Credit Card BY PHONE | 07-19-2021 CCC 62.00 MAF 5.00 LCCC 14.00 TPRF 15.00 FINE 400.00 | 496.00 |
| 80124209 MC2019-0399 PEREZ HERNANDEZ, RUBEN C Credit Card BY PHONE | 07-19-2021 CCC 40.00 TECH 4.00 MAF 5.00 JRF 1.00 | 50.00 |
| 80124210 MC2019-0604 PEREZ HERNANDEZ, RUBEN C Credit Card BY PHONE | 07-19-2021 CCC 40.00 JRF 4.00 JSF 6.00 | 50.00 |
| 80124211 MC2021-0785 ALVAREZ CHIRINO, JUAN LAZARO Credit Card WEB PAYMENT | 07-20-2021 CCC 62.00 MAF 5.00 LCCC 14.00 FINE 75.00 LTFC 3.00 STF1 50.00 | 209.00 |
| 80124212 MC2021-0766 ZARTUCHE, NOE JR JR Credit Card WEB PAYMENT | 07-20-2021 CCC 62.00 MAF 5.00 LCCC 14.00 FINE 72.90 LTFC 3.00 STF1 50.00 | 206.90 |
| 80124213 MC2021-0832 MONDRAGON RIVERA, ALVARO Credit Card WEB PAYMENT | 07-20-2021 CCC 62.00 MAF 5.00 LCCC 14.00 FINE 450.00 | 531.00 |
| 80124214 MC2020-1036 VEGA, REYES DURAN Credit Card WEB PAYMENT | 07-20-2021 CCC 62.00 MAF 5.00 LCCC 14.00 TPRF 15.00 FINE 57.90 LTFC 3.00 STF1 50.00 | 206.90 |
| 80124215 MC2020-0587 NORTHERN, KELTON CARVELLE Credit Card BY PHONE | 07-20-2021 FINE 100.00 | 100.00 |

Money Distribution Report

| Receipt Cause/Defendant | Codes\Amounts | | | | | | | | | | | | Total |
|---|---------------------------|------------|-------------|-------------|------------|-------------|--|--|--|--|--|--|--------|
| 80124216 MC2021-0757 07-20-2021 CCC 62.00 MAF 5.00 LCCC 14.00 FINE 65.00 LTFC 3.00 199.00 | WHITE, CASEY ALLEN | STF1 50.00 | | | | | | | | | | | |
| Credit Card | | | | | | | | | | | | | |
| WEB PAYMENT | | | | | | | | | | | | | |
| 80124217 MC2021-0438 07-20-2021 CCC 62.00 MAF 5.00 LCCC 14.00 FINE 75.00 LTFC 3.00 209.00 | MONTES-VELA, ALEX GEDION | STF1 50.00 | | | | | | | | | | | |
| Credit Card | | | | | | | | | | | | | |
| WEB PAYMENT | | | | | | | | | | | | | |
| 80124218 MC2016-0280 07-20-2021 CCC 40.00 TECH 4.00 MAF 5.00 WRNT 50.00 JRF 4.00 442.00 | DE LEON, CARLOS ANTONIO | JSF 6.00 | MBSF 3.00 | IDFE 2.00 | OMNC 4.00 | OMND 20.00 | | | | | | | |
| Comm Service | | OMNO 6.00 | DPSF 196.00 | CSRV 102.00 | | | | | | | | | |
| COMPLETED HOURS | | | | | | | | | | | | | |
| 80124219 MC2019-0353 07-21-2021 FINE 50.00 | RODRIGUEZ, BILLY RAY | | | | | | | | | | | | 50.00 |
| Cash | | | | | | | | | | | | | |
| BY SELF IN CASH | | | | | | | | | | | | | |
| 80124220 MC2019-0590 07-22-2021 CSRV 25.00 | MEDINA, CHRISTOPHER BRYAN | | | | | | | | | | | | 25.00 |
| Cash | | | | | | | | | | | | | |
| PAID BY SELF IN C | | | | | | | | | | | | | |
| 80124221 MC2021-0739 07-22-2021 CCC 62.00 MAF 5.00 LCCC 14.00 FINE 46.00 LTFC 3.00 180.00 | BENAVIDES, JESSE | STF1 50.00 | | | | | | | | | | | |
| Cash | | | | | | | | | | | | | |
| PAID BY SELF IN C | | | | | | | | | | | | | |
| 80124222 MC2021-0739 07-22-2021 FINE 29.00 | BENAVIDES, JESSE | | | | | | | | | | | | 29.00 |
| Credit Card | | | | | | | | | | | | | |
| IN PERSON | | | | | | | | | | | | | |
| 80124223 MC2019-0338 07-22-2021 CCC 29.70 TPRF 11.30 FINE 206.00 | VIGIL, DEVON PAUL | | | | | | | | | | | | 247.00 |
| Money Order | | | | | | | | | | | | | |
| 19-252427965 | | | | | | | | | | | | | |
| 80124224 MC2019-0453 07-22-2021 CCC 40.00 TECH 4.00 MAF 5.00 JRF 4.00 JSF 6.00 376.00 | VIGIL, DEVON PAUL | MBSF 3.00 | IDFE 2.00 | TRPC 2.00 | TPRF 15.00 | FINE 295.00 | | | | | | | |
| Money Order | | | | | | | | | | | | | |
| 19-252427965 | | | | | | | | | | | | | |
| 80124225 MC2020-1064 07-22-2021 CCC 62.00 MAF 5.00 LCCC 14.00 FINE 25.00 | CORENO-ARELLANO, J MOISES | | | | | | | | | | | | 106.00 |
| Money Order | | | | | | | | | | | | | |
| 27274210277 | | | | | | | | | | | | | |
| 80124226 MC2021-0677 07-22-2021 FINE 34.00 | ZAPATA, ERNESTO CONTRERAS | | | | | | | | | | | | 34.00 |
| Cash | | | | | | | | | | | | | |
| BY SELF IN CASH | | | | | | | | | | | | | |
| 80124227 MC2018-1154 07-26-2021 CCC 40.00 TECH 4.00 MAF 5.00 TIME 25.00 JRF 4.00 182.00 | LONGORIA, SHEDDY LEE | JSF 6.00 | MBSF 3.00 | IDFE 2.00 | TRPC 2.00 | FINE 91.00 | | | | | | | |
| Cash | | | | | | | | | | | | | |
| CASH BY wife | | | | | | | | | | | | | |
| 80124228 MC2021-0646 07-26-2021 CCC 62.00 MAF 5.00 LCCC 14.00 FINE 91.00 | MARTINEZ, VINCENT | | | | | | | | | | | | 172.00 |
| Credit Card | | | | | | | | | | | | | |
| WEB PAYMENT | | | | | | | | | | | | | |
| 80124229 MC2021-0663 07-26-2021 CCC 62.00 MAF 5.00 LCCC 14.00 FINE 65.00 LTFC 3.00 199.00 | RAMOS, MANUEL JESUS | STF1 50.00 | | | | | | | | | | | |
| Credit Card | | | | | | | | | | | | | |
| WEB PAYMENT | | | | | | | | | | | | | |
| 80124230 MC2021-0622 07-26-2021 CCC 62.00 MAF 5.00 LCCC 14.00 FINE 65.00 LTFC 3.00 199.00 | FLORES, BEATRICE | STF1 50.00 | | | | | | | | | | | |
| Credit Card | | | | | | | | | | | | | |
| WEB PAYMENT | | | | | | | | | | | | | |
| 80124231 MC2021-0439 07-26-2021 CCC 62.00 MAF 5.00 LCCC 14.00 FINE 86.00 | BHAKTA, RUSHABH TARUNBHAI | | | | | | | | | | | | 167.00 |
| Credit Card | | | | | | | | | | | | | |
| WEB PAYMENT | | | | | | | | | | | | | |
| 80124232 MC2021-0898 07-26-2021 CCC 40.00 TECH 4.00 MAF 5.00 JRF 4.00 JSF 6.00 260.00 | BHAKTA, RUSHABH TARUNBHAI | MBSF 3.00 | IDFE 2.00 | DPSF 196.00 | | | | | | | | | |
| Credit Card | | | | | | | | | | | | | |
| WEB PAYMENT | | | | | | | | | | | | | |
| 80124233 MC2021-0922 07-26-2021 CCC 62.00 MAF 5.00 LCCC 14.00 FINE 65.00 LTFC 3.00 199.00 | WARD, ETHAN GARRETT | STF1 50.00 | | | | | | | | | | | |
| Credit Card | | | | | | | | | | | | | |
| WEB PAYMENT | | | | | | | | | | | | | |

Money Distribution Report

50

| Receipt Cause/Defendant | | Money Distribution Report | | | | | | | | | | | | |
|----------------------------|-------------|---------------------------|------|-------|------|------|------|--------|------|--------|------|------|--------|-------|
| | | Codes\Amounts | | | | | | | | | | | Total | |
| 80124234 | MC2021-0774 | 07-26-2021 | CCC | 62.00 | MAF | 5.00 | LCCC | 14.00 | FINE | 75.00 | LTFC | 3.00 | 209.00 | |
| JOSLIN, LOUIS JAMES | | | STF1 | 50.00 | | | | | | | | | | |
| Credit Card | | | | | | | | | | | | | | |
| WEB PAYMENT | | | | | | | | | | | | | | |
| 80124235 | MC2021-0855 | 07-26-2021 | CCC | 62.00 | MAF | 5.00 | LCCC | 14.00 | FINE | 450.00 | | | 531.00 | |
| PATRAS, VITALIE | | | | | | | | | | | | | | |
| Credit Card | | | | | | | | | | | | | | |
| WEB PAYMENT | | | | | | | | | | | | | | |
| 80124236 | MC2021-0741 | 07-26-2021 | CCC | 62.00 | MAF | 5.00 | LCCC | 14.00 | FINE | 85.00 | LTFC | 3.00 | 219.00 | |
| GARZA, RAUL JR | | | STF1 | 50.00 | | | | | | | | | | |
| Credit Card | | | | | | | | | | | | | | |
| WEB PAYMENT | | | | | | | | | | | | | | |
| 80124237 | MC2021-0645 | 07-26-2021 | CCC | 62.00 | MAF | 5.00 | LCCC | 14.00 | FINE | 100.00 | | | 181.00 | |
| GONZALEZ, HECTOR ALEJANDRO | | | | | | | | | | | | | | |
| Credit Card | | | | | | | | | | | | | | |
| WEB PAYMENT | | | | | | | | | | | | | | |
| 80124238 | MC2020-1169 | 07-26-2021 | CCC | 62.00 | MAF | 5.00 | LCCC | 14.00 | FINE | 72.90 | LTFC | 3.00 | 206.90 | |
| VETAL, DERECK ALAN | | | STF1 | 50.00 | | | | | | | | | | |
| Credit Card | | | | | | | | | | | | | | |
| WEB PAYMENT | | | | | | | | | | | | | | |
| 80124239 | MC2021-0891 | 07-26-2021 | CCC | 40.00 | TECH | 4.00 | MAF | 5.00 | JRF | 4.00 | JSF | 6.00 | 264.00 | |
| VETAL, DERECK ALAN | | | MBSF | 3.00 | IDFE | 2.00 | DPSF | 200.00 | | | | | | |
| Credit Card | | | | | | | | | | | | | | |
| WEB PAYMENT | | | | | | | | | | | | | | |
| 80124240 | MC2021-0882 | 07-26-2021 | CCC | 62.00 | MAF | 5.00 | LCCC | 14.00 | FINE | 100.00 | | | 181.00 | |
| SALAS, DARIAN | | | | | | | | | | | | | | |
| Credit Card | | | | | | | | | | | | | | |
| WEB PAYMENT | | | | | | | | | | | | | | |
| 80124241 | MC2021-0886 | 07-26-2021 | CCC | 62.00 | MAF | 5.00 | LCCC | 14.00 | FINE | 65.00 | LTFC | 3.00 | 199.00 | |
| WILLIAMS, DUSTIN ALLEN | | | STF1 | 50.00 | | | | | | | | | | |
| Credit Card | | | | | | | | | | | | | | |
| WEB PAYMENT | | | | | | | | | | | | | | |
| 80124242 | MC2021-0762 | 07-26-2021 | CCC | 62.00 | MAF | 5.00 | LCCC | 14.00 | TPRF | 10.00 | | | 91.00 | |
| GONZALEZ, JOSE L | | | | | | | | | | | | | | |
| Money Order | | | | | | | | | | | | | | |
| 27453267911 | | | | | | | | | | | | | | |
| 80124243 | MC2020-1291 | 07-26-2021 | FINE | 57.00 | | | | | | | | | | 57.00 |
| DAVID, JACOB | | | | | | | | | | | | | | |
| Credit Card | | | | | | | | | | | | | | |
| BY PHONE | | | | | | | | | | | | | | |
| 80124244 | MC2021-0554 | 07-26-2021 | CCC | 62.00 | MAF | 5.00 | LCCC | 14.00 | | | | | | 81.00 |
| FUENTES, JOSE ANTONIO | | | | | | | | | | | | | | |
| Money Order | | | | | | | | | | | | | | |
| 20996187545 | | | | | | | | | | | | | | |
| 80124245 | MC2021-0525 | 07-26-2021 | CCC | 62.00 | MAF | 5.00 | LCCC | 14.00 | FINE | 75.00 | LTFC | 3.00 | 209.00 | |
| HERNANDEZ, ROBERT RIOS | | | STF1 | 50.00 | | | | | | | | | | |
| Cashier's Check | | | | | | | | | | | | | | |
| NAVYARMY 97862 | | | | | | | | | | | | | | |
| 80124246 | MC2021-0869 | 07-27-2021 | CCC | 40.00 | TECH | 4.00 | MAF | 5.00 | JRF | 4.00 | JSF | 6.00 | 310.00 | |
| HERNANDEZ, ROBERT RIOS | | | MBSF | 3.00 | IDFE | 2.00 | DPSF | 200.00 | OPMT | 46.00 | | | | |
| Cashier's Check | | | | | | | | | | | | | | |
| NAVYARMY 97862 | | | | | | | | | | | | | | |
| 80124247 | MC2021-0833 | 07-27-2021 | CCC | 62.00 | MAF | 5.00 | LCCC | 14.00 | FINE | 450.00 | | | 531.00 | |
| WOLTERMAN, DANIEL JOSEPH | | | | | | | | | | | | | | |
| Company Check | | | | | | | | | | | | | | |
| DAN WOLTERMAN TRU | | | | | | | | | | | | | | |
| 80124248 | MC2021-0828 | 07-27-2021 | CCC | 40.00 | TECH | 4.00 | MAF | 5.00 | JRF | 4.00 | JSF | 6.00 | 260.00 | |
| GUERRA, VICTOR MANUEL | | | MBSF | 3.00 | IDFE | 2.00 | DPSF | 196.00 | | | | | | |
| Credit Card | | | | | | | | | | | | | | |
| WEB PAYMENT | | | | | | | | | | | | | | |
| 80124249 | MC2020-1300 | 07-27-2021 | CCC | 62.00 | MAF | 5.00 | LCCC | 14.00 | FINE | 450.00 | | | 531.00 | |
| GUERRA, VICTOR MANUEL | | | | | | | | | | | | | | |
| Credit Card | | | | | | | | | | | | | | |
| WEB PAYMENT | | | | | | | | | | | | | | |
| 80124250 | MC2021-0240 | 07-27-2021 | FINE | 91.00 | | | | | | | | | | 91.00 |
| SANCHEZ, ESMERALDO JR | | | | | | | | | | | | | | |
| Credit Card | | | | | | | | | | | | | | |
| BY PHONE | | | | | | | | | | | | | | |
| 80124251 | MC2021-0659 | 07-27-2021 | CCC | 62.00 | MAF | 5.00 | LCCC | 14.00 | FINE | 100.00 | | | 181.00 | |
| LOPEZ, CALVIN VINCENT | | | | | | | | | | | | | | |
| Cash | | | | | | | | | | | | | | |
| IN PERSON | | | | | | | | | | | | | | |

Money Distribution Report

| Receipt Cause/Defendant | Codes\Amounts | | | | | | | | | | | | Total |
|---|---|--|--|--|--|--|--|--|--|--|--|--|--------|
| 80124252 MC2021-0658 07-27-2021 CCC 62.00 MAF 5.00 LCCC 14.00 LTFC 3.00 STF1 50.00 | | | | | | | | | | | | | 144.00 |
| LOPEZ, CALVIN VINCENT | DDC 10.00 | | | | | | | | | | | | |
| Cash | | | | | | | | | | | | | |
| IN PERSON | | | | | | | | | | | | | |
| 80124253 MC2019-0616 07-28-2021 CCC 7.56 TECH 0.76 MAF 0.94 JRF 0.76 JSF 1.13 | | | | | | | | | | | | | 318.60 |
| ALVAREZ, ROGELIO SALINAS | MBSF 0.57 IDFE 0.38 OMNC 0.76 OMND 3.78 OMNO 1.13 | | | | | | | | | | | | |
| Credit Card | TPRF 2.83 DPSF 196.00 CSRV 102.00 | | | | | | | | | | | | |
| PAID BY WIFE | | | | | | | | | | | | | |
| 80124254 MC2019-0353 07-28-2021 FINE 60.00 | | | | | | | | | | | | | 60.00 |
| RODRIGUEZ, BILLY RAY | | | | | | | | | | | | | |
| Cash | | | | | | | | | | | | | |
| PAID BY SELF IN C | | | | | | | | | | | | | |
| 80124255 MC2020-0745 07-29-2021 FINE 261.60 OPMT 0.40 | | | | | | | | | | | | | 262.00 |
| CORONA, JON DANIEL | | | | | | | | | | | | | |
| Money Order | | | | | | | | | | | | | |
| 19-286627348 | | | | | | | | | | | | | |
| 80124256 MC2021-0913 07-29-2021 CCC 62.00 MAF 4.00 | | | | | | | | | | | | | 66.00 |
| GARCIA, RODOLFO | | | | | | | | | | | | | |
| Credit Card | | | | | | | | | | | | | |
| IN PERSON | | | | | | | | | | | | | |
| 80124257 MC2021-0914 07-29-2021 MAF 5.00 LCCC 14.00 TPRF 7.46 | | | | | | | | | | | | | 26.46 |
| GARCIA, RODOLFO | | | | | | | | | | | | | |
| Credit Card | | | | | | | | | | | | | |
| IN PERSON | | | | | | | | | | | | | |
| 80124258 MC2021-0661 07-29-2021 CCC 62.00 MAF 5.00 LCCC 14.00 FINE 85.00 LTFC 3.00 | | | | | | | | | | | | | 219.00 |
| MALDONADO, YOLANDA ANN | STF1 50.00 | | | | | | | | | | | | |
| Credit Card | | | | | | | | | | | | | |
| WEB PAYMENT | | | | | | | | | | | | | |
| 80124259 MC2021-0881 07-29-2021 CCC 62.00 MAF 5.00 LCCC 14.00 DPSF 200.00 LTFC 3.00 | | | | | | | | | | | | | 334.00 |
| ALANIZ, ADALBERTO | STF1 50.00 | | | | | | | | | | | | |
| Credit Card | | | | | | | | | | | | | |
| WEB PAYMENT | | | | | | | | | | | | | |
| 80124260 MC2021-0867 07-29-2021 CCC 62.00 MAF 5.00 LCCC 14.00 DPSF 50.00 | | | | | | | | | | | | | 131.00 |
| ESCAMILLA, ERASMO LEONEL VALERIO | | | | | | | | | | | | | |
| Credit Card | | | | | | | | | | | | | |
| PAID BY GRANDMA | | | | | | | | | | | | | |
| 80124261 MC2021-0566 07-30-2021 FINE 109.20 | | | | | | | | | | | | | 109.20 |
| GONZALEZ, ELEAZAR JR | | | | | | | | | | | | | |
| Credit Card | | | | | | | | | | | | | |
| PAID BY PHONE W/ | | | | | | | | | | | | | |
| 80124262 MC2021-0241 07-30-2021 FINE 91.00 | | | | | | | | | | | | | 91.00 |
| JACKSON, ROBERT | | | | | | | | | | | | | |
| Credit Card | | | | | | | | | | | | | |
| BY PHONE | | | | | | | | | | | | | |
| 80124263 MC2019-0399 07-30-2021 JRF 3.00 JSF 6.00 MBSF 3.00 IDFE 2.00 TRPC 2.00 | | | | | | | | | | | | | 100.00 |
| PEREZ HERNANDEZ, RUBEN C | OMNR 10.00 TPRF 15.00 CSRV 59.00 | | | | | | | | | | | | |
| Credit Card | | | | | | | | | | | | | |
| BY PHONE | | | | | | | | | | | | | |
| 80124264 MC2021-0675 07-30-2021 FINE 200.00 | | | | | | | | | | | | | 200.00 |
| CELESTINE, DEION DEVANTE | | | | | | | | | | | | | |
| Credit Card | | | | | | | | | | | | | |
| BY PHONE | | | | | | | | | | | | | |
| 80124265 MC2018-0899 07-30-2021 CCC 40.00 TECH 4.00 MAF 5.00 TIME 25.00 JRF 4.00 | | | | | | | | | | | | | 190.72 |
| ADAMES, ORLANDO RAY | JSF 6.00 MBSF 3.00 IDFE 2.00 TRPC 2.00 OMNC 4.00 | | | | | | | | | | | | |
| Credit Card | OMND 20.00 OMNO 6.00 CSRV 69.72 | | | | | | | | | | | | |
| BY PHONE | | | | | | | | | | | | | |
| 80124266 MC2021-0265 07-30-2021 CCC 62.00 MAF 5.00 LCCC 14.00 TPRF 15.00 FINE 4.00 | | | | | | | | | | | | | 100.00 |
| ROBERTS, ALYSSA NICOLE | | | | | | | | | | | | | |
| Credit Card | | | | | | | | | | | | | |
| PAID BY SELF | | | | | | | | | | | | | |
| 80124267 MC2021-0578 07-30-2021 CCC 29.70 MAF 2.40 LCCC 6.71 TPRF 7.19 LTFC 3.00 | | | | | | | | | | | | | 86.82 |
| VILLARREAL, PAUL ANTHONY | STF1 37.82 | | | | | | | | | | | | |
| Credit Card | | | | | | | | | | | | | |
| IN PERSON | | | | | | | | | | | | | |
| 80124268 MC2021-0422 07-30-2021 CCC 51.00 | | | | | | | | | | | | | 51.00 |
| PERALES, JON DERICK | | | | | | | | | | | | | |
| Money Order | | | | | | | | | | | | | |
| BANK OF TEXAS 400 | | | | | | | | | | | | | |
| 80124269 MC2021-0863 07-30-2021 CCC 62.00 MAF 5.00 LCCC 14.00 FINE 75.00 LTFC 3.00 | | | | | | | | | | | | | 209.00 |
| LOPEZ, JUAN MANUEL | STF1 50.00 | | | | | | | | | | | | |
| Money Order | | | | | | | | | | | | | |
| USPO#27235279293 | | | | | | | | | | | | | |

Type Code Description

Count

Retained

Disbursed

Money-Totals

The following totals represent - Cash and Checks Collected

| | | | | |
|--|----|----------|----------|----------|
| COST CCC CONSOLIDATED COURT COSTS | 25 | 136.66 | 1,229.98 | 1,366.64 |
| COST CCC CONSOLIDATED COURT COSTS | 5 | 15.69 | 141.24 | 156.93 |
| COST CS CHILD SAFETY | 0 | 0.00 | 0.00 | 0.00 |
| COST DPSC DPS OMNI FEE | 0 | 0.00 | 0.00 | 0.00 |
| COST IDFE INDIGENT DEFENSE FEE | 6 | 1.06 | 9.54 | 10.60 |
| COST JRF JURY REIMBURSEMENT FEE | 5 | 2.00 | 18.00 | 20.00 |
| COST JSF JUDICIAL SUPPORT FEE | 6 | 4.60 | 26.07 | 30.67 |
| COST LCCC LOCAL CONSOLIDATED COURT COST (EFF. 1.1. | 22 | 296.62 | 0.00 | 296.62 |
| COST MAF MUNICIPAL ARREST FEE | 27 | 130.93 | 0.00 | 130.93 |
| COST MBSF MUNICIPAL BUILDING SECURITY FUND | 6 | 15.90 | 0.00 | 15.90 |
| COST OMNC DPS OMNI FEE - COUNTY | 1 | 4.00 | 0.00 | 4.00 |
| COST OMND DPS OMNI FEE - DPS | 1 | 0.00 | 20.00 | 20.00 |
| COST OMNO DPS OMNI FEE - OMNIBASE | 1 | 0.00 | 6.00 | 6.00 |
| COST OMNR OMNI REIMBURSEMENT FEE (EFF. 1.1.20) | 1 | 10.00 | 0.00 | 10.00 |
| COST STF STATE TRAFFIC FEE | 0 | 0.00 | 0.00 | 0.00 |
| COST TCL TCLEOSE | 0 | 0.00 | 0.00 | 0.00 |
| COST TECH TECH FUND | 5 | 20.00 | 0.00 | 20.00 |
| COST TFC TFC | 0 | 0.00 | 0.00 | 0.00 |
| COST TIME TIME PAYMENT | 1 | 12.50 | 12.50 | 25.00 |
| COST TPRF TIME PAYMENT REIMBURSEMENT FEE | 9 | 109.11 | 0.00 | 109.11 |
| COST TRPC TRUANCY PREVENTION COST | 4 | 0.00 | 6.60 | 6.60 |
| COST WRNT WARRANT | 4 | 126.00 | 0.00 | 126.00 |
| FEES CSRV COLLECTION FEE | 4 | 187.27 | 0.00 | 187.27 |
| FEES DDC DEFENSIVE DRIVING | 3 | 30.00 | 0.00 | 30.00 |
| FEES DEF DEFERRED DISPOSITION | 0 | 0.00 | 0.00 | 0.00 |
| FINE CPLD COMPLIANCE DISMISSAL FINE | 2 | 20.00 | 0.00 | 20.00 |
| FINE DEFF DEFERRED FINE | 1 | 200.00 | 0.00 | 200.00 |
| FINE DPSF DPS FINE | 2 | 130.35 | 264.65 | 395.00 |
| FINE FINE FINE | 28 | 3,380.56 | 0.00 | 3,380.56 |
| FINE LTFC LOCAL TRAFFIC FINE (EFF. 9.1.19) | 8 | 24.00 | 0.00 | 24.00 |
| FINE STF1 STATE TRAFFIC FINE (EFF. 9.1.19) | 10 | 16.49 | 395.85 | 412.34 |
| OPMT OPMT OVERPAYMENT | 2 | 46.40 | 0.00 | 46.40 |
| Money Totals | 46 | 4,920.14 | 2,130.43 | 7,050.57 |

The following totals represent - Transfers Collected

| | | | | |
|--|---|------|------|------|
| COST CCC CONSOLIDATED COURT COSTS | 0 | 0.00 | 0.00 | 0.00 |
| COST CCC CONSOLIDATED COURT COSTS | 0 | 0.00 | 0.00 | 0.00 |
| COST CS CHILD SAFETY | 0 | 0.00 | 0.00 | 0.00 |
| COST DPSC DPS OMNI FEE | 0 | 0.00 | 0.00 | 0.00 |
| COST IDFE INDIGENT DEFENSE FEE | 0 | 0.00 | 0.00 | 0.00 |
| COST JRF JURY REIMBURSEMENT FEE | 0 | 0.00 | 0.00 | 0.00 |
| COST JSF JUDICIAL SUPPORT FEE | 0 | 0.00 | 0.00 | 0.00 |
| COST LCCC LOCAL CONSOLIDATED COURT COST (EFF. 1.1. | 0 | 0.00 | 0.00 | 0.00 |
| COST MAF MUNICIPAL ARREST FEE | 0 | 0.00 | 0.00 | 0.00 |
| COST MBSF MUNICIPAL BUILDING SECURITY FUND | 0 | 0.00 | 0.00 | 0.00 |
| COST OMNC DPS OMNI FEE - COUNTY | 0 | 0.00 | 0.00 | 0.00 |
| COST OMND DPS OMNI FEE - DPS | 0 | 0.00 | 0.00 | 0.00 |
| COST OMNO DPS OMNI FEE - OMNIBASE | 0 | 0.00 | 0.00 | 0.00 |
| COST OMNR OMNI REIMBURSEMENT FEE (EFF. 1.1.20) | 0 | 0.00 | 0.00 | 0.00 |
| COST STF STATE TRAFFIC FEE | 0 | 0.00 | 0.00 | 0.00 |
| COST TCL TCLEOSE | 0 | 0.00 | 0.00 | 0.00 |
| COST TECH TECH FUND | 0 | 0.00 | 0.00 | 0.00 |
| COST TFC TFC | 0 | 0.00 | 0.00 | 0.00 |
| COST TIME TIME PAYMENT | 0 | 0.00 | 0.00 | 0.00 |
| COST TPRF TIME PAYMENT REIMBURSEMENT FEE | 0 | 0.00 | 0.00 | 0.00 |
| COST TRPC TRUANCY PREVENTION COST | 0 | 0.00 | 0.00 | 0.00 |
| COST WRNT WARRANT | 0 | 0.00 | 0.00 | 0.00 |
| FEES CSRV COLLECTION FEE | 0 | 0.00 | 0.00 | 0.00 |
| FEES DDC DEFENSIVE DRIVING | 0 | 0.00 | 0.00 | 0.00 |
| FEES DEF DEFERRED DISPOSITION | 0 | 0.00 | 0.00 | 0.00 |
| FINE CPLD COMPLIANCE DISMISSAL FINE | 0 | 0.00 | 0.00 | 0.00 |
| FINE DEFF DEFERRED FINE | 0 | 0.00 | 0.00 | 0.00 |
| FINE DPSF DPS FINE | 0 | 0.00 | 0.00 | 0.00 |
| FINE FINE FINE | 0 | 0.00 | 0.00 | 0.00 |
| FINE LTFC LOCAL TRAFFIC FINE (EFF. 9.1.19) | 0 | 0.00 | 0.00 | 0.00 |
| FINE STF1 STATE TRAFFIC FINE (EFF. 9.1.19) | 0 | 0.00 | 0.00 | 0.00 |
| OPMT OPMT OVERPAYMENT | 0 | 0.00 | 0.00 | 0.00 |

Money Distribution Report

| Type Code Description | Count | Retained | Disbursed | Money-Totals |
|--|-------|----------|-----------|--------------|
| Transfer Totals | 0 | 0.00 | 0.00 | 0.00 |
| The following totals represent - Jail Credit and Community Service | | | | |
| COST CCC CONSOLIDATED COURT COSTS | 2 | 10.60 | 95.40 | 106.00 |
| COST CCC CONSOLIDATED COURT COSTS | 2 | 8.00 | 72.00 | 80.00 |
| COST CS CHILD SAFETY | 0 | 0.00 | 0.00 | 0.00 |
| COST DPSC DPS OMNI FEE | 0 | 0.00 | 0.00 | 0.00 |
| COST IDFE INDIGENT DEFENSE FEE | 2 | 0.40 | 3.60 | 4.00 |
| COST JRF JURY REIMBURSEMENT FEE | 2 | 0.80 | 7.20 | 8.00 |
| COST LCCC LOCAL CONSOLIDATED COURT COST (EFF. 1.1. | 2 | 1.80 | 10.20 | 12.00 |
| COST MAF MUNICIPAL ARREST FEE | 1 | 14.00 | 0.00 | 14.00 |
| COST MBSF MUNICIPAL BUILDING SECURITY FUND | 3 | 15.00 | 0.00 | 15.00 |
| COST OMNC DPS OMNI FEE - COUNTY | 2 | 6.00 | 0.00 | 6.00 |
| COST OMND DPS OMNI FEE - DPS | 2 | 8.00 | 0.00 | 8.00 |
| COST OMNO DPS OMNI FEE - OMNIBASE | 2 | 0.00 | 40.00 | 40.00 |
| COST OMNR OMNI REIMBURSEMENT FEE (EFF. 1.1.20) | 2 | 0.00 | 12.00 | 12.00 |
| COST STF STATE TRAFFIC FEE | 0 | 0.00 | 0.00 | 0.00 |
| COST TCL TCLEOSE | 0 | 0.00 | 0.00 | 0.00 |
| COST TECH TECH FUND | 0 | 0.00 | 0.00 | 0.00 |
| COST TFC TFC | 2 | 8.00 | 0.00 | 8.00 |
| COST TIME TIME PAYMENT | 0 | 0.00 | 0.00 | 0.00 |
| COST TPRF TIME PAYMENT REIMBURSEMENT FEE | 0 | 0.00 | 0.00 | 0.00 |
| COST TRPC TRUANCY PREVENTION COST | 0 | 0.00 | 0.00 | 0.00 |
| COST WRNT WARRANT | 1 | 0.00 | 2.00 | 2.00 |
| FEES CSRV COLLECTION FEE | 2 | 150.00 | 0.00 | 150.00 |
| FEES DDC DEFENSIVE DRIVING | 2 | 216.60 | 0.00 | 216.60 |
| FEES DEF DEFERRED DISPOSITION | 0 | 0.00 | 0.00 | 0.00 |
| FINE CPLD COMPLIANCE DISMISSAL FINE | 0 | 0.00 | 0.00 | 0.00 |
| FINE DEFF DEFERRED FINE | 0 | 0.00 | 0.00 | 0.00 |
| FINE DPSF DPS FINE | 1 | 81.00 | 0.00 | 81.00 |
| FINE FINE FINE | 1 | 64.68 | 131.32 | 196.00 |
| FINE LTFC LOCAL TRAFFIC FINE (EFF. 9.1.19) | 2 | 321.90 | 0.00 | 321.90 |
| FINE STF1 STATE TRAFFIC FINE (EFF. 9.1.19) | 1 | 3.00 | 0.00 | 3.00 |
| OPMT OPMT OVERPAYMENT | 1 | 2.00 | 48.00 | 50.00 |
| | 0 | 0.00 | 0.00 | 0.00 |
| Credit Totals | 5 | 911.78 | 421.72 | 1,333.50 |
| The following totals represent - Credit Card Payments | | | | |
| COST CCC CONSOLIDATED COURT COSTS | 53 | 309.24 | 2,783.18 | 3,092.42 |
| COST CCC CONSOLIDATED COURT COSTS | 10 | 33.26 | 299.30 | 332.56 |
| COST CS CHILD SAFETY | 1 | 11.00 | 0.00 | 11.00 |
| COST DPSC DPS OMNI FEE | 2 | 19.80 | 40.20 | 60.00 |
| COST IDFE INDIGENT DEFENSE FEE | 13 | 2.44 | 21.94 | 24.38 |
| COST JRF JURY REIMBURSEMENT FEE | 15 | 5.28 | 47.48 | 52.76 |
| COST JSF JUDICIAL SUPPORT FEE | 14 | 11.87 | 67.26 | 79.13 |
| COST LCCC LOCAL CONSOLIDATED COURT COST (EFF. 1.1. | 50 | 656.23 | 0.00 | 656.23 |
| COST MAF MUNICIPAL ARREST FEE | 64 | 301.91 | 0.00 | 301.91 |
| COST MBSF MUNICIPAL BUILDING SECURITY FUND | 13 | 36.57 | 0.00 | 36.57 |
| COST OMNC DPS OMNI FEE - COUNTY | 2 | 4.76 | 0.00 | 4.76 |
| COST OMND DPS OMNI FEE - DPS | 2 | 0.00 | 23.78 | 23.78 |
| COST OMNO DPS OMNI FEE - OMNIBASE | 2 | 0.00 | 7.13 | 7.13 |
| COST OMNR OMNI REIMBURSEMENT FEE (EFF. 1.1.20) | 4 | 37.04 | 0.00 | 37.04 |
| COST STF STATE TRAFFIC FEE | 1 | 1.50 | 28.50 | 30.00 |
| COST TCL TCLEOSE | 1 | 0.10 | 0.00 | 0.10 |
| COST TECH TECH FUND | 13 | 48.76 | 0.00 | 48.76 |
| COST TFC TFC | 1 | 3.00 | 0.00 | 3.00 |
| COST TIME TIME PAYMENT | 1 | 12.50 | 12.50 | 25.00 |
| COST TPRF TIME PAYMENT REIMBURSEMENT FEE | 14 | 168.25 | 0.00 | 168.25 |
| COST TRPC TRUANCY PREVENTION COST | 5 | 0.00 | 10.00 | 10.00 |
| COST WRNT WARRANT | 5 | 235.22 | 0.00 | 235.22 |
| FEES CSRV COLLECTION FEE | 11 | 578.37 | 0.00 | 578.37 |
| FEES DDC DEFENSIVE DRIVING | 1 | 10.00 | 0.00 | 10.00 |
| FEES DEF DEFERRED DISPOSITION | 1 | 50.00 | 0.00 | 50.00 |
| FINE CPLD COMPLIANCE DISMISSAL FINE | 0 | 0.00 | 0.00 | 0.00 |
| FINE DEFF DEFERRED FINE | 1 | 132.00 | 0.00 | 132.00 |
| FINE DPSF DPS FINE | 8 | 471.90 | 958.10 | 1,430.00 |
| FINE FINE FINE | 63 | 8,841.30 | 0.00 | 8,841.30 |
| FINE LTFC LOCAL TRAFFIC FINE (EFF. 9.1.19) | 24 | 72.00 | 0.00 | 72.00 |
| FINE STF1 STATE TRAFFIC FINE (EFF. 9.1.19) | 25 | 47.31 | 1,135.51 | 1,182.82 |

Money Distribution Report

| Type Code Description | Count | Retained | Disbursed | Money-Totals |
|---|-------|-----------|-----------|--------------|
| OPMT OPMT OVERPAYMENT | 0 | 0.00 | 0.00 | 0.00 |
| Credit Card Totals | 93 | 12,101.61 | 5,434.88 | 17,536.49 |
| The following totals represent - Combined Money | | | | |
| COST CCC CONSOLIDATED COURT COSTS | 78 | 445.90 | 4,013.16 | 4,459.06 |
| COST CCC CONSOLIDATED COURT COSTS | 15 | 48.95 | 440.54 | 489.49 |
| COST CS CHILD SAFETY | 1 | 11.00 | 0.00 | 11.00 |
| COST DPSC DPS OMNI FEE | 2 | 19.80 | 40.20 | 60.00 |
| COST IDFE INDIGENT DEFENSE FEE | 19 | 3.50 | 31.48 | 34.98 |
| COST JRF JURY REIMBURSEMENT FEE | 20 | 7.28 | 65.48 | 72.76 |
| COST JSF JUDICIAL SUPPORT FEE | 20 | 16.47 | 93.33 | 109.80 |
| COST LCCC LOCAL CONSOLIDATED COURT COST (EFF. 1.1. | 72 | 952.85 | 0.00 | 952.85 |
| COST MAF MUNICIPAL ARREST FEE | 91 | 432.84 | 0.00 | 432.84 |
| COST MBSF MUNICIPAL BUILDING SECURITY FUND | 19 | 52.47 | 0.00 | 52.47 |
| COST OMNC DPS OMNI FEE - COUNTY | 3 | 8.76 | 0.00 | 8.76 |
| COST OMND DPS OMNI FEE - DPS | 3 | 0.00 | 43.78 | 43.78 |
| COST OMNO DPS OMNI FEE - OMNIBASE | 3 | 0.00 | 13.13 | 13.13 |
| COST OMNR OMNI REIMBURSEMENT FEE (EFF. 1.1.20) | 5 | 47.04 | 0.00 | 47.04 |
| COST STF STATE TRAFFIC FEE | 1 | 1.50 | 28.50 | 30.00 |
| COST TCL TCLEOSE | 1 | 0.10 | 0.00 | 0.10 |
| COST TECH TECH FUND | 18 | 68.76 | 0.00 | 68.76 |
| COST TFC TFC | 1 | 3.00 | 0.00 | 3.00 |
| COST TIME TIME PAYMENT | 2 | 25.00 | 25.00 | 50.00 |
| COST TPRF TIME PAYMENT REIMBURSEMENT FEE | 23 | 277.36 | 0.00 | 277.36 |
| COST TRPC TRUANCY PREVENTION COST | 9 | 0.00 | 16.60 | 16.60 |
| COST WRNT WARRANT | 9 | 361.22 | 0.00 | 361.22 |
| FEES CSRV COLLECTION FEE | 15 | 765.64 | 0.00 | 765.64 |
| FEES DDC DEFENSIVE DRIVING | 4 | 40.00 | 0.00 | 40.00 |
| FEES DEF DEFERRED DISPOSITION | 1 | 50.00 | 0.00 | 50.00 |
| FINE CPLD COMPLIANCE DISMISSAL FINE | 2 | 20.00 | 0.00 | 20.00 |
| FINE DEFF DEFERRED FINE | 2 | 332.00 | 0.00 | 332.00 |
| FINE DPSF DPS FINE | 10 | 602.25 | 1,222.75 | 1,825.00 |
| FINE FINE FINE | 91 | 12,221.86 | 0.00 | 12,221.86 |
| FINE LTFC LOCAL TRAFFIC FINE (EFF. 9.1.19) | 32 | 96.00 | 0.00 | 96.00 |
| FINE STF1 STATE TRAFFIC FINE (EFF. 9.1.19) | 35 | 63.80 | 1,531.36 | 1,595.16 |
| OPMT OPMT OVERPAYMENT | 2 | 46.40 | 0.00 | 46.40 |
| Money Totals | 139 | 17,021.75 | 7,565.31 | 24,587.06 |
| The following totals represent - Combined Money and Credits | | | | |
| COST CCC CONSOLIDATED COURT COSTS | 80 | 456.51 | 4,108.55 | 4,565.06 |
| COST CCC CONSOLIDATED COURT COSTS | 17 | 56.95 | 512.54 | 569.49 |
| COST CS CHILD SAFETY | 1 | 11.00 | 0.00 | 11.00 |
| COST DPSC DPS OMNI FEE | 2 | 19.80 | 40.20 | 60.00 |
| COST IDFE INDIGENT DEFENSE FEE | 21 | 3.90 | 35.08 | 38.98 |
| COST JRF JURY REIMBURSEMENT FEE | 22 | 8.08 | 72.68 | 80.76 |
| COST JSF JUDICIAL SUPPORT FEE | 22 | 18.27 | 103.53 | 121.80 |
| COST LCCC LOCAL CONSOLIDATED COURT COST (EFF. 1.1. | 73 | 966.85 | 0.00 | 966.85 |
| COST MAF MUNICIPAL ARREST FEE | 94 | 447.84 | 0.00 | 447.84 |
| COST MBSF MUNICIPAL BUILDING SECURITY FUND | 21 | 58.47 | 0.00 | 58.47 |
| COST OMNC DPS OMNI FEE - COUNTY | 5 | 16.76 | 0.00 | 16.76 |
| COST OMND DPS OMNI FEE - DPS | 5 | 0.00 | 83.78 | 83.78 |
| COST OMNO DPS OMNI FEE - OMNIBASE | 5 | 0.00 | 25.13 | 25.13 |
| COST OMNR OMNI REIMBURSEMENT FEE (EFF. 1.1.20) | 5 | 47.04 | 0.00 | 47.04 |
| COST STF STATE TRAFFIC FEE | 1 | 1.50 | 28.50 | 30.00 |
| COST TCL TCLEOSE | 1 | 0.10 | 0.00 | 0.10 |
| COST TECH TECH FUND | 20 | 76.76 | 0.00 | 76.76 |
| COST TFC TFC | 1 | 3.00 | 0.00 | 3.00 |
| COST TIME TIME PAYMENT | 2 | 25.00 | 25.00 | 50.00 |
| COST TPRF TIME PAYMENT REIMBURSEMENT FEE | 23 | 277.36 | 0.00 | 277.36 |
| COST TRPC TRUANCY PREVENTION COST | 10 | 0.00 | 18.60 | 18.60 |
| COST WRNT WARRANT | 11 | 511.22 | 0.00 | 511.22 |
| FEES CSRV COLLECTION FEE | 17 | 982.24 | 0.00 | 982.24 |
| FEES DDC DEFENSIVE DRIVING | 4 | 40.00 | 0.00 | 40.00 |
| FEES DEF DEFERRED DISPOSITION | 1 | 50.00 | 0.00 | 50.00 |
| FINE CPLD COMPLIANCE DISMISSAL FINE | 2 | 20.00 | 0.00 | 20.00 |
| FINE DEFF DEFERRED FINE | 3 | 413.00 | 0.00 | 413.00 |
| FINE DPSF DPS FINE | 11 | 666.93 | 1,354.07 | 2,021.00 |
| FINE FINE FINE | 93 | 12,543.76 | 0.00 | 12,543.76 |

Money Distribution Report

| Type Code Description | Count | Retained | Disbursed | Money-Totals |
|--|-------|-----------|-----------|--------------|
| FINE LTFC LOCAL TRAFFIC FINE (EFF. 9.1.19) | 33 | 99.00 | 0.00 | 99.00 |
| FINE STF1 STATE TRAFFIC FINE (EFF. 9.1.19) | 36 | 65.81 | 1,579.35 | 1,645.16 |
| OPMT OPMT OVERPAYMENT | 2 | 46.40 | 0.00 | 46.40 |
| Report Totals | 144 | 17,933.55 | 7,987.01 | 25,920.56 |

OFFICE OF COURT ADMINISTRATION
TEXAS JUDICIAL COUNCIL



OFFICIAL MUNICIPAL COURT MONTHLY REPORT

Month July Year 2021

Municipal Court for the City of _____

Presiding Judge LEE AZOPARDI

If new, date assumed office _____

Court Mailing Address 303 W. MAIN ST. #A

City KENEDY, TX Zip 78119

Phone Number 830-583-3641

Fax Number 830-583-2063

Court's Public Email kenedymunicourt@cityofkenedy.org

Court's Website www.kenedytickets.com

THE ATTACHED IS A TRUE AND ACCURATE REFLECTION OF THE RECORDS OF THIS COURT.

Prepared by G Martinez

Date 08-02-2021 Phone Number 830-583-3641

PLEASE RETURN THIS FORM NO LATER THAN 20 DAYS FOLLOWING THE END OF THE MONTH REPORTED TO:

OFFICE OF COURT ADMINISTRATION
P O BOX 12066
AUSTIN, TX
78711-2066

PHONE: (512) 463-1625
FAX: (512) 936-2423

CRIMINAL SECTION

| Court CITY OF KENEDY MUNICIPAL COURT | | Traffic Misdemeanors | | | Non-Traffic Misdemeanors | | |
|--|-----------|----------------------|---------|----------------|--------------------------|-----------------|----------------|
| Month July | Year 2021 | Non-Parking | Parking | City Ordinance | Penal Code | Other State Law | City Ordinance |
| 1. Total Cases Pending First of Month: | | 1,804 | 9 | 1 | 636 | 375 | 429 |
| a. Active Cases | | 1,278 | 7 | 1 | 515 | 164 | 401 |
| b. Inactive Cases | | 526 | 2 | 0 | 121 | 211 | 28 |
| 2. New Cases Filed | | 132 | 0 | 0 | 12 | 26 | 30 |
| 3. Cases Reactivated | | 3 | 0 | 0 | 0 | 2 | 0 |
| 4. All Other Cases Added | | 0 | 0 | 0 | 0 | 0 | 0 |
| 5. Total Cases on Docket (Sum of Lines 1a, 2, 3 & 4) | | 1,413 | 7 | 1 | 527 | 192 | 431 |
| 6. Dispositions Prior to Court Appearance or Trial: | | | | | | | |
| a. Uncontested Dispositions (Disposed without appearance before a judge (CCP Art. 27.14)) | | 51 | 1 | 0 | 2 | 3 | 16 |
| b. Dismissed by Prosecution | | 0 | 0 | 0 | 0 | 0 | 0 |
| 7. Dispositions at Trial: | | | | | | | |
| a. Convictions: | | | | | | | |
| 1) Guilty Plea or Nolo Contendere | | 0 | 0 | 0 | 0 | 0 | 0 |
| 2) By the Court | | 0 | 0 | 0 | 0 | 0 | 0 |
| 3) By the Jury | | 0 | 0 | 0 | 0 | 0 | 0 |
| b. Acquittals: | | | | | | | |
| 1) By the Court | | 0 | 0 | 0 | 0 | 0 | 0 |
| 2) By the Jury | | 0 | 0 | 0 | 0 | 0 | 0 |
| c. Dismissed by Prosecution | | 0 | 0 | 0 | 0 | 0 | 0 |
| 8. Compliance Dismissals: | | | | | | | |
| a. After Driver Safety Course (CCP, Art. 45.0511) | | 5 | | | | | |
| b. After Deferred Disposition (CCP, Art. 45.051) | | 1 | 0 | 0 | 0 | 0 | 0 |
| c. After Teen Court (CCP, Art. 45.052) | | 0 | 0 | 0 | 0 | 0 | 0 |
| d. After Tobacco Awareness Course (HSC, Sec. 161.253) | | | | | | 0 | |
| e. After Treatment for Chemical Dependency (CCP, Art. 45.053) | | | | | 0 | 0 | |
| f. After Proof of Financial Responsibility (TC, Sec. 601.193) | | 3 | | | | | |
| g. All Other Transportation Code Dismissals | | 2 | 0 | 0 | 0 | 0 | 0 |
| 9. All Other Dispositions | | 2 | 0 | 0 | 0 | 3 | 1 |
| 10. Total Cases Disposed (Sum of Lines 6, 7, 8 & 9) | | 64 | 1 | 0 | 2 | 6 | 17 |
| 11. Cases Placed on Inactive Status | | 0 | 0 | 0 | 0 | 0 | 0 |
| 12. Total Cases Pending End of Month: | | 1,872 | 8 | 1 | 646 | 395 | 442 |
| a. Active Cases (Equals Line 5 minus the sum of Lines 10 & 11) | | 1,347 | 6 | 1 | 526 | 185 | 415 |
| b. Inactive Cases (Equals Line 1b minus Line 3 plus Line 11) | | 525 | 2 | 0 | 120 | 210 | 27 |
| 13. Show Cause Hearings Held | | 9 | 0 | 0 | 1 | 1 | 4 |
| 14. Cases Appealed: | | | | | | | |
| a. After Trial | | 0 | 0 | 0 | 0 | 0 | 0 |
| b. Without Trial | | 0 | 0 | 0 | 0 | 0 | 0 |

CIVIL/ADMINISTRATIVE SECTION

| | |
|---|--------------------|
| Court CITY OF KENEDY MUNICIPAL COURT | TOTAL CASES |
| Month July Year 2021 | |
| 1. Total Cases Pending First of Month: | 0 |
| a. Active Cases | 0 |
| b. Inactive Cases | 0 |
| 2. New Cases Filed | 0 |
| 3. Cases Reactivated | 0 |
| 4. All Other Cases Added | 0 |
| 5. Total Cases on Docket <i>(Sum of Lines 1a, 2, 3 & 4)</i> | 0 |
| DISPOSITIONS | |
| 6. Uncontested Civil Fines or Penalties | 0 |
| 7. Default Judgments | 0 |
| 8. Agreed Judgments | 0 |
| 9. Trial/Hearing by Judge/Hearing Officer | 0 |
| 10. Trial by Jury | 0 |
| 11. Dismissed for Want of Prosecution | 0 |
| 12. All Other Dispositions | 0 |
| 13. Total Cases Disposed <i>(Sum of Lines 6 through 12)</i> | 0 |
| 14. Cases Placed on Inactive Status | 0 |
| 15. Total Cases Pending End of Month: | 0 |
| a. Active Cases <i>(Equals Line 5 minus the sum of Lines 13 & 14)</i> | 0 |
| b. Inactive Cases <i>(Equals Line 1b minus Line 3 plus Line 14)</i> | 0 |
| 16. Cases Appealed: | |
| a. After Trial | 0 |
| b. Without Trial | 0 |

JUVENILE/MINOR ACTIVITY

| | |
|---|--------------|
| Court CITY OF KENEDY MUNICIPAL COURT | TOTAL |
| Month July Year 2021 | |
| 1. Transportation Code Cases Filed | 3 |
| 2. Non-Driving Alcoholic Beverage Code Cases Filed | 0 |
| 3. Driving Under the Influence of Alcohol Cases Filed | 0 |
| 4. Drug Paraphernalia Cases Filed (<i>HSC, Ch. 481</i>) | 0 |
| 5. Tobacco Cases Filed (<i>HSC, Sec. 161.252</i>) | 0 |
| 6. Failure to Attend School Cases Filed (<i>Ed.Code, Sec. 25.094</i>) | 0 |
| 7. Education Code (Except Failure to Attend) Cases Filed | 0 |
| 8. Violation of Local Daytime Curfew Ordinance Cases Filed (<i>Local Govt. Code, Sec. 341.905</i>) | 0 |
| 9. All Other Non-Traffic Fine-Only Cases Filed | 3 |
| 10. Transfer to Juvenile Court: | |
| a. Mandatory Transfer (<i>Fam.Code, Sec. 51.08(b)(1)</i>) | 0 |
| b. Discretionary Transfer (<i>Fam.Code, Sec. 51.08(b)(2)</i>) | 0 |
| 11. Accused of Contempt and Referred to Juvenile Court (Delinquent Conduct) (<i>CCP, Art. 45.050(c)(1)</i>) | 0 |
| 12. Held in Contempt by Criminal Court (Fined and/or Denied Driving Privileges) (<i>CCP, Art. 45.050(c)(2)</i>) | 0 |
| 13. Juvenile Statement Magistrate Warning: | |
| a. Warnings Administered | 0 |
| b. Statements Certified (<i>Fam.Code, Sec. 51.095</i>) | 0 |
| 14. Detention Hearings Held (<i>Fam. Code, Sec. 54.01</i>) | 0 |
| 15. Orders for Non-Secure Custody Issued | 0 |
| 16. Parent Contributing to Nonattendance Cases Filed (<i>Ed. Code, Sec. 25.093</i>) | 0 |

ADDITIONAL ACTIVITY

60

| Court | CITY OF KENEDY MUNICIPAL COURT | | NUMBER GIVEN | NUMBER REQUESTS FOR COUNSEL |
|---|--------------------------------|-----------|--------------|-----------------------------|
| Month | July | Year 2021 | | |
| 1. Magistrate Warnings: | | | | |
| a. Class C Misdemeanors | | | 0 | |
| b. Class A and B Misdemeanors | | | 1 | 1 |
| c. Felonies | | | 0 | 2 |
| 2. Arrest Warrants Issued: | | | | TOTAL |
| a. Class C Misdemeanors | | | | 0 |
| b. Class A and B Misdemeanors | | | | 0 |
| c. Felonies | | | | 0 |
| 3. Capiases Pro Fine Issued | | | | 0 |
| 4. Search Warrants Issued | | | | 0 |
| 5. Warrants for Fire, Health and Code Inspections Filed (CCP, Art. 18.05) | | | | 0 |
| 6. Examining Trials Conducted | | | | 0 |
| 7. Emergency Mental Health Hearings Held | | | | 0 |
| 8. Magistrate's Orders for Emergency Protection Issued | | | | 0 |
| 9. Magistrate's Orders for Ignition Interlock Device Issued (CCP, Art. 17.441) | | | | 0 |
| 10. All Other Magistrate's Orders Issued Requiring Conditions for Release on Bond | | | | 1 |
| 11. Driver's License Denial, Revocation or Suspension Hearings Held (TC, Sec. 521.300) | | | | 0 |
| 12. Disposition of Stolen Property Hearings Held (CCP, Ch. 47) | | | | 0 |
| 13. Peace Bond Hearings Held | | | | 0 |
| 14. Cases in Which Fine and Court Costs Satisfied by Community Service: | | | | |
| a. Partial Satisfaction | | | | 1 |
| b. Full Satisfaction | | | | 2 |
| 15. Cases in Which Fine and Court Costs Satisfied by Jail Credit | | | | 1 |
| 16. Cases in Which Fine and Court Costs Waived for Indigency | | | | 0 |
| 17. Amount of Fines and Court Costs Waived for Indigency | | | | 0.00 |
| 18. Fines, Court Costs and Other Amounts Collected: | | | | |
| a. Kept by City | | | | 17,021.81 |
| b. Remitted to State | | | | 7,565.25 |
| c. Total | | | | 24,587.06 |

CITY COUNCIL AGENDA
Regular Meeting: Tuesday, August 10, 2021

AGENDA ITEM: 7

City Manager Report

SUBMITTED BY: City Manager Linn

Budget Month 10

83.33% of Bud. Yr.

Available Liquidity

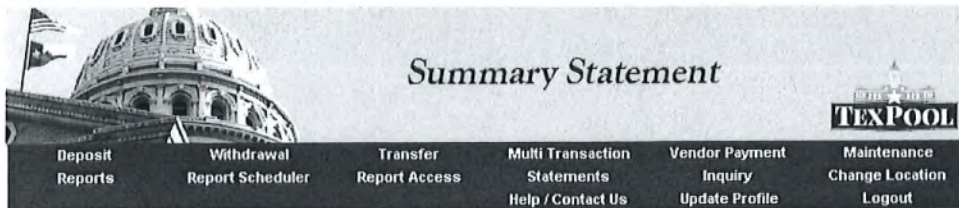
| | Balance |
|----------------------------------|-----------------------|
| Tex Pool Accounts | |
| General Fund | \$2,989,234.65 |
| Hotel Motel Tax | \$2,225,975.45 |
| Water/Sewer | \$853,230.08 |
| Paving Fund | \$2,449,208.18 |
| Tex Pool Total | \$8,517,648.36 |
| Cash in Bank | \$867,027.41 |
| Total Available Liquidity | \$9,384,675.77 |
| Months of Expenses | 6.068629426 |

Revenues

| | Curent Period | Year to Date | Budgeted Amount | % Budget Act | % Budget Proj. | Budget Performance |
|----------------------|-----------------------|------------------------|------------------------|---------------|----------------|-------------------------|
| General Fund | \$504,576.42 | \$5,765,689.44 | \$11,015,374.00 | 52.34% | 83.33% | under performing |
| Water/Sewer | \$638,586.41 | \$6,542,757.96 | \$7,556,000.00 | 86.59% | 83.33% | out performing |
| Total Revenue | \$1,143,162.83 | \$12,308,447.40 | \$18,571,374.00 | 66.28% | 83.33% | under performing |

Expenditures

| | Curent Period | Year to Date | Budgeted Amount | % Budget Act | % Budget Proj. | Budget Performance |
|------------------------------|-----------------------|-------------------------|------------------------|---------------|----------------|-------------------------|
| General Fund | \$521,701.17 | \$10,565,342.10 | \$11,303,841.12 | 93.47% | 83.33% | under performing |
| Water/Sewer | \$534,906.53 | \$5,424,160.01 | \$7,253,250.00 | 74.78% | 83.33% | out performing |
| Total Expenditures | \$1,056,607.70 | \$15,989,502.11 | \$18,557,091.12 | 86.16% | 83.33% | under performing |
| Net Increase/Decrease | | (\$3,681,054.71) | \$14,282.88 | | | |



Summary Statement

TexPool

| | | | | | |
|-----------------|-----------------------------|------------------------|---|--|---------------------------------------|
| Deposit Reports | Withdrawal Report Scheduler | Transfer Report Access | Multi Transaction Statements Help / Contact Us | Vendor Payment Inquiry Update Profile | Maintenance Change Location Logout |
|-----------------|-----------------------------|------------------------|---|--|---------------------------------------|

TexPool Participant Services
1001 Texas Ave, Ste 1150
Houston, TX 77002

CITY OF KENEDY
ATTN AMANDA HINES
303 W MAIN ST
KENEDY TX 78119-2721

Statement Period 07/01/2021 - 07/31/2021
Customer Services 1-866-TEX-POOL
Location 000079528

GENERAL FUND ACCOUNT - 07952800001

| Pool Name | Beginning Balance | Total Deposit | Total Withdrawal | Total Interest | Current Balance | Average Balance |
|--------------------|-------------------|---------------|------------------|----------------|-----------------|-----------------|
| TexPool | \$2,989,186.70 | \$0.00 | \$0.00 | \$47.95 | \$2,989,234.65 | \$2,989,189.79 |
| TexPool Prime | \$0.00 | \$0.00 | \$0.00 | \$0.00 | \$0.00 | \$0.00 |
| Total Dollar Value | \$2,989,186.70 | \$0.00 | \$0.00 | \$47.95 | \$2,989,234.65 | |

HOTEL MOTEL TAX ACCOUNT - 07952800002

| Pool Name | Beginning Balance | Total Deposit | Total Withdrawal | Total Interest | Current Balance | Average Balance |
|--------------------|-------------------|---------------|------------------|----------------|-----------------|-----------------|
| TexPool | \$2,225,939.74 | \$0.00 | \$0.00 | \$35.71 | \$2,225,975.45 | \$2,225,942.04 |
| TexPool Prime | \$0.00 | \$0.00 | \$0.00 | \$0.00 | \$0.00 | \$0.00 |
| Total Dollar Value | \$2,225,939.74 | \$0.00 | \$0.00 | \$35.71 | \$2,225,975.45 | |

WATERWORKS SEWER - 07952800003

| Pool Name | Beginning Balance | Total Deposit | Total Withdrawal | Total Interest | Current Balance | Average Balance |
|--------------------|-------------------|---------------|------------------|----------------|-----------------|-----------------|
| TexPool | \$853,216.39 | \$0.00 | \$0.00 | \$13.69 | \$853,230.08 | \$853,217.27 |
| TexPool Prime | \$0.00 | \$0.00 | \$0.00 | \$0.00 | \$0.00 | \$0.00 |
| Total Dollar Value | \$853,216.39 | \$0.00 | \$0.00 | \$13.69 | \$853,230.08 | |

PAVING FUND - 07952800004

| Pool Name | Beginning Balance | Total Deposit | Total Withdrawal | Total Interest | Current Balance | Average Balance |
|--------------------|-------------------|---------------|------------------|----------------|-----------------|-----------------|
| TexPool | \$2,449,168.87 | \$0.00 | \$0.00 | \$39.31 | \$2,449,208.18 | \$2,449,171.41 |
| TexPool Prime | \$0.00 | \$0.00 | \$0.00 | \$0.00 | \$0.00 | \$0.00 |
| Total Dollar Value | \$2,449,168.87 | \$0.00 | \$0.00 | \$39.31 | \$2,449,208.18 | |

Account Totals

| Pool Name | Beginning Balance | Total Deposit | Total Withdrawal | Total Interest | Current Balance | Average Balance |
|--------------------|-------------------|---------------|------------------|----------------|-----------------|-----------------|
| TexPool | \$8,517,511.70 | \$0.00 | \$0.00 | \$136.66 | \$8,517,648.36 | |
| TexPool Prime | \$0.00 | \$0.00 | \$0.00 | \$0.00 | \$0.00 | |
| Total Dollar Value | \$8,517,511.70 | \$0.00 | \$0.00 | \$136.66 | \$8,517,648.36 | |

REVENUE & EXPENSE REPORT (UNAUDITED)

AS OF: JULY 31ST, 2021

10 -GENERAL FUND

FINANCIAL SUMMARY

83.33% OF YEAR COMP.

| | CURRENT BUDGET | CURRENT PERIOD | YEAR TO DATE ACTUAL | % OF BUDGET | BUDGET BALANCE |
|-------------------------------------|-------------------|-------------------|------------------------|----------------|-------------------|
| <u>REVENUE SUMMARY</u> | | | | | |
| ALL REVENUE | 11,015,374.00 | 504,576.42 | 5,765,689.44 | 52.34 | 5,249,684.56 |
| TOTAL REVENUES | 11,015,374.00 | 504,576.42 | 5,765,689.44 | 52.34 | 5,249,684.56 |
| <u>EXPENDITURE SUMMARY</u> | | | | | |
| ADMINISTRATION | 7,660,916.83 | 276,318.68 | 7,983,485.77 | 104.21 | (322,568.94) |
| POLICE DEPARTMENT | 1,203,029.31 | 96,535.07 | 1,036,671.94 | 86.17 | 166,357.37 |
| ANIMAL CONTROL | 137,643.61 | 6,108.82 | 91,350.99 | 66.37 | 46,292.62 |
| FIRE DEPARTMENT | 251,847.80 | 5,841.77 | 51,269.85 | 20.36 | 200,577.95 |
| COMMUNITY DEVELOPMENT | 225,000.00 | 9,621.92 | 163,701.55 | 72.76 | 61,298.45 |
| STREET DEPARTMENT | 1,230,020.00 | 80,957.86 | 769,284.13 | 62.54 | 460,735.87 |
| EMERGENCY MANAGEMENT | 1,820.00 | 0.00 | 222.23 | 12.21 | 1,597.77 |
| LIBRARY | 6,000.00 | 306.56 | 3,874.97 | 64.58 | 2,125.03 |
| PARK DEPARTMENT | 427,775.95 | 17,651.27 | 306,373.96 | 71.62 | 121,401.99 |
| JUDICIAL | 198,921.38 | 28,359.22 | 159,106.71 | 79.98 | 39,814.67 |
| ENGINEERING | 110,886.24 | 0.00 | 0.00 | 0.00 | 110,886.24 |
| TOTAL EXPENDITURES | 11,453,861.12 | 521,701.17 | 10,565,342.10 | 92.24 | 888,519.02 |
| REVENUES OVER/ (UNDER) EXPENDITURES | (438,487.12) | (17,124.75) | (4,799,652.66) | | 4,361,165.54 |

REVENUE & EXPENSE REPORT (UNAUDITED)

AS OF: JULY 31ST, 2021

20 -WATERWORKS/SEWER FUND
FINANCIAL SUMMARY

83.33% OF YEAR COMP.

| | CURRENT BUDGET | CURRENT PERIOD | YEAR TO DATE ACTUAL | % OF BUDGET | BUDGET BALANCE |
|------------------------------------|---------------------|-------------------|------------------------|----------------|---------------------|
| <u>REVENUE SUMMARY</u> | | | | | |
| ALL REVENUE | <u>7,556,000.00</u> | <u>638,586.41</u> | <u>6,542,757.96</u> | <u>86.59</u> | <u>1,013,242.04</u> |
| TOTAL REVENUES | <u>7,556,000.00</u> | <u>638,586.41</u> | <u>6,542,757.96</u> | <u>86.59</u> | <u>1,013,242.04</u> |
| <u>EXPENDITURE SUMMARY</u> | | | | | |
| SEWER OPERATING COSTS | <u>2,597,250.00</u> | <u>168,968.34</u> | <u>1,747,154.54</u> | <u>67.27</u> | <u>850,095.46</u> |
| WATER OPERATING COSTS | <u>4,656,000.00</u> | <u>365,938.19</u> | <u>3,677,005.47</u> | <u>78.97</u> | <u>978,994.53</u> |
| TOTAL EXPENDITURES | <u>7,253,250.00</u> | <u>534,906.53</u> | <u>5,424,160.01</u> | <u>74.78</u> | <u>1,829,089.99</u> |
| REVENUES OVER/(UNDER) EXPENDITURES | 302,750.00 | 103,679.88 | 1,118,597.95 | (| 815,847.95) |

CITY OF KENEDY
REVENUE & EXPENSE REPORT (UNAUDITED)
AS OF: JULY 31ST, 2021

20 -WATERWORKS/SEWER FUND

83.33% OF YEAR COMP.

| REVENUES | CURRENT BUDGET | CURRENT PERIOD | YEAR TO DATE ACTUAL | % OF BUDGET | BUDGET BALANCE |
|---|-------------------|-------------------|------------------------|----------------|-------------------|
| <u>SUNDRY</u> | | | | | |
| <u>WATER REVENUE</u> | | | | | |
| 20-00-351.01 MUNICIPAL WATER SALES | 1,450,000.00 | 147,508.94 | 1,372,153.83 | 94.63 | 77,846.17 |
| 20-00-351.02 TDCJ WATER SALES | 3,128,000.00 | 249,497.00 | 2,670,387.50 | 85.37 | 457,612.50 |
| 20-00-351.03 BULK WATER SALES | 0.00 | 0.00 | 200.00 | 0.00 (| 200.00) |
| 20-00-351.04 ASHLAND WATER SALES | 125,000.00 | 5,557.20 | 83,297.40 | 66.64 | 41,702.60 |
| TOTAL WATER REVENUE | 4,703,000.00 | 402,563.14 | 4,126,038.73 | 87.73 | 576,961.27 |
| <u>SEWER REVENUE</u> | | | | | |
| 20-00-352.01 MUNICIPAL SEWER SALES | 890,000.00 | 70,864.09 | 677,944.55 | 76.17 | 212,055.45 |
| 20-00-352.02 TDCJ SEWER SALES | 1,650,000.00 | 132,107.00 | 1,411,398.00 | 85.54 | 238,602.00 |
| 20-00-352.03 ASHLAND SEWER SALES | 240,000.00 | 23,302.17 | 233,021.70 | 97.09 | 6,978.30 |
| 20-00-352.04 TREATED EFFLUENT SALES | 16,000.00 | 20.00 | 200.00 | 1.25 | 15,800.00 |
| TOTAL SEWER REVENUE | 2,796,000.00 | 226,293.26 | 2,322,564.25 | 83.07 | 473,435.75 |
| <u>UTILITY TAPS</u> | | | | | |
| 20-00-353.01 WATER TAPS | 7,500.00 | 0.00 | 800.00 | 10.67 | 6,700.00 |
| 20-00-353.02 SEWER TAPS | 2,000.00 | 0.00 | 400.00 | 20.00 | 1,600.00 |
| TOTAL UTILITY TAPS | 9,500.00 | 0.00 | 1,200.00 | 12.63 | 8,300.00 |
| <u>PENALTIES & FINES</u> | | | | | |
| 20-00-354.01 RECONNECT FEES | 10,000.00 | 2,300.00 | 20,571.69 | 205.72 (| 10,571.69) |
| 20-00-354.02 LATE PAYMENT PENALTY | 35,000.00 | 6,283.53 | 58,915.79 | 168.33 (| 23,915.79) |
| TOTAL PENALTIES & FINES | 45,000.00 | 8,583.53 | 79,487.48 | 176.64 (| 34,487.48) |
| <u>INTEREST EARNED & DIV.</u> | | | | | |
| 20-00-355.01 UNRESTRICTED INTEREST | 2,000.00 | 0.00 | 543.54 | 27.18 | 1,456.46 |
| TOTAL INTEREST EARNED & DIV. | 2,000.00 | 0.00 | 543.54 | 27.18 | 1,456.46 |
| <u>OTHER REVENUE</u> | | | | | |
| 20-00-356.01 MISCELLANEOUS REVENUE | 0.00 | 0.00 | 855.00 | 0.00 (| 855.00) |
| 20-00-356.02 INSPECTION FEES | 500.00 | 96.15 | 1,772.25 | 354.45 (| 1,272.25) |
| 20-00-356.05 CREDIT CARD FINANCE CHARGE | 0.00 | 1,050.33 | 10,296.71 | 0.00 (| 10,296.71) |
| TOTAL OTHER REVENUE | 500.00 | 1,146.48 | 12,923.96 | 2,584.79 (| 12,423.96) |
| <u>TRANSFERS</u> | | | | | |
| TOTAL REVENUES | 7,556,000.00 | 638,586.41 | 6,542,757.96 | 86.59 | 1,013,242.04 |

CITY OF KENEDY
REVENUE & EXPENSE REPORT (UNAUDITED)
AS OF: JULY 31ST, 2021

30 -GRANT FUND
FINANCIAL SUMMARY

83.33% OF YEAR COMP.

| | CURRENT BUDGET | CURRENT PERIOD | YEAR TO DATE ACTUAL | % OF BUDGET | BUDGET BALANCE |
|------------------------------------|-------------------|-------------------|------------------------|----------------|-------------------|
| <u>REVENUE SUMMARY</u> | | | | | |
| | | | | | |
| <u>EXPENDITURE SUMMARY</u> | | | | | |
| GRANT | 0.00 | 1,675.00 | 30,055.00 | 0.00 | (30,055.00) |
| TOTAL EXPENDITURES | 0.00 | 1,675.00 | 30,055.00 | 0.00 | (30,055.00) |
| REVENUES OVER/(UNDER) EXPENDITURES | 0.00 | (1,675.00) | (30,055.00) | | 30,055.00 |

CITY OF KENEDY
REVENUE & EXPENSE REPORT (UNAUDITED)
AS OF: JULY 31ST, 2021

35 -TAX INCREMENT REIN ZONE2
FINANCIAL SUMMARY

83.33% OF YEAR COMP.

| | CURRENT BUDGET | CURRENT PERIOD | YEAR TO DATE ACTUAL | % OF BUDGET | BUDGET BALANCE |
|------------------------------------|-------------------|-------------------|------------------------|----------------|-------------------|
| <hr/> | | | | | |
| <u>REVENUE SUMMARY</u> | | | | | |
| ALL REVENUE | 28,155.00 | 7,035.20 | 38,982.42 | 138.46 | (10,827.42) |
| TOTAL REVENUES | 28,155.00 | 7,035.20 | 38,982.42 | 138.46 | (10,827.42) |
| <hr/> | | | | | |
| <u>EXPENDITURE SUMMARY</u> | | | | | |
| DEVELOPER CONTRIB | 28,155.00 | 0.00 | 40,907.56 | 145.29 | (12,752.56) |
| TOTAL EXPENDITURES | 28,155.00 | 0.00 | 40,907.56 | 145.29 | (12,752.56) |
| <hr/> | | | | | |
| REVENUES OVER/(UNDER) EXPENDITURES | 0.00 | 7,035.20 | (1,925.14) | | 1,925.14 |

CITY OF KENEDY
REVENUE & EXPENSE REPORT (UNAUDITED)
AS OF: JULY 31ST, 2021

35 -TAX INCREMENT REIN ZONE2

83.33% OF YEAR COMP.

| REVENUES | CURRENT BUDGET | CURRENT PERIOD | YEAR TO DATE ACTUAL | % OF BUDGET | BUDGET BALANCE |
|---|-------------------|-------------------|------------------------|----------------|-------------------|
| <u>AD VALOREM TAXES</u> | | | | | |
| 35-00-301.02 ADVALOREM TAX-ESCONDIDO WS | 1,200.00 | 0.00 | 1,195.05 | 99.59 | 4.95 |
| 35-00-301.05 TIRZ ADVALOREM TX-KARNES C | 8,400.00 | 0.00 | 12,989.02 | 154.63 (| 4,589.02) |
| 35-00-301.06 TIRZ ADVALOREM TAX- SARA | 1,050.00 | 0.00 | 1,332.24 | 126.88 (| 282.24) |
| 35-00-301.07 TIRZ REV -OTTO KAISER | 4,300.00 | 0.00 | 6,563.96 | 152.65 (| 2,263.96) |
| 35-00-301.08 TIRZ ADVALOREM TX-CITY KE | 13,200.00 | 7,035.03 | 16,900.81 | 128.04 (| 3,700.81) |
| TOTAL AD VALOREM TAXES | 28,150.00 | 7,035.03 | 38,981.08 | 138.48 (| 10,831.08) |
| <u>FUND REVENUE</u> | | | | | |
| 35-00-370.20 INTEREST EARNED | 5.00 | 0.17 | 1.34 | 26.80 | 3.66 |
| TOTAL FUND REVENUE | 5.00 | 0.17 | 1.34 | 26.80 | 3.66 |
| <u>TOTAL REVENUES</u> | | | | | |
| | 28,155.00 | 7,035.20 | 38,982.42 | 138.46 (| 10,827.42) |
| | ===== | ===== | ===== | ===== | ===== |

REVENUE & EXPENSE REPORT (UNAUDITED)

AS OF: JULY 31ST, 2021

35 -TAX INCREMENT REIN ZONE2

DEVELOPER CONTRIB

83.33% OF YEAR COMP.

| DEPARTMENTAL EXPENDITURES | CURRENT BUDGET | CURRENT PERIOD | YEAR TO DATE ACTUAL | % OF BUDGET | BUDGET BALANCE |
|---|-------------------|-------------------|------------------------|----------------|-------------------|
| <hr/> | | | | | |
| <u>CAPITAL PROJECTS</u> | | | | | |
| 35-35-570.02 REIMB TO SILVER BACK DEVEL | 28,155.00 | 0.00 | 40,907.56 | 145.29 (| 12,752.56) |
| TOTAL CAPITAL PROJECTS | 28,155.00 | 0.00 | 40,907.56 | 145.29 (| 12,752.56) |
| <hr/> | | | | | |
| TOTAL DEVELOPER CONTRIB | 28,155.00 | 0.00 | 40,907.56 | 145.29 (| 12,752.56) |
| <hr/> | | | | | |
| TOTAL EXPENDITURES | 28,155.00 | 0.00 | 40,907.56 | 145.29 (| 12,752.56) |
| <hr/> | | | | | |
| REVENUES OVER/(UNDER) EXPENDITURES | 0.00 | 7,035.20 (| 1,925.14) | | 1,925.14 |

*** END OF REPORT ***

CITY OF KENEDY
REVENUE & EXPENSE REPORT (UNAUDITED)
AS OF: JULY 31ST, 2021

40 -INTEREST & SINKING FUND
FINANCIAL SUMMARY

83.33% OF YEAR COMP.

| | CURRENT BUDGET | CURRENT PERIOD | YEAR TO DATE ACTUAL | % OF BUDGET | BUDGET BALANCE |
|------------------------------------|---------------------|-------------------|------------------------|----------------|-------------------|
| <u>REVENUE SUMMARY</u> | | | | | |
| ALL REVENUE | <u>1,206,170.00</u> | <u>100,529.56</u> | <u>1,005,235.32</u> | <u>83.34</u> | <u>200,934.68</u> |
| TOTAL REVENUES | <u>1,206,170.00</u> | <u>100,529.56</u> | <u>1,005,235.32</u> | <u>83.34</u> | <u>200,934.68</u> |
| <u>EXPENDITURE SUMMARY</u> | | | | | |
| I & S | <u>1,203,569.00</u> | <u>0.00</u> | <u>1,153,806.49</u> | <u>95.87</u> | <u>49,762.51</u> |
| TOTAL EXPENDITURES | <u>1,203,569.00</u> | <u>0.00</u> | <u>1,153,806.49</u> | <u>95.87</u> | <u>49,762.51</u> |
| REVENUES OVER/(UNDER) EXPENDITURES | 2,601.00 | 100,529.56 | (148,571.17) | | 151,172.17 |

CITY OF KENEDY
REVENUE & EXPENSE REPORT (UNAUDITED)
AS OF: JULY 31ST, 2021

50 -PAVING FUND
FINANCIAL SUMMARY

83.33% OF YEAR COMP.

| | CURRENT BUDGET | CURRENT PERIOD | YEAR TO DATE ACTUAL | % OF BUDGET | BUDGET BALANCE |
|------------------------------------|-------------------|-------------------|------------------------|----------------|-------------------|
| <u>REVENUE SUMMARY</u> | | | | | |
| ALL REVENUE | 41,718.30 | 3,184.86 | 32,953.45 | 78.99 | 8,764.85 |
| TOTAL REVENUES | 41,718.30 | 3,184.86 | 32,953.45 | 78.99 | 8,764.85 |
| <u>EXPENDITURE SUMMARY</u> | | | | | |
| PECAN ST. PAVING | 38,218.30 | 0.00 | 35,045.00 | 91.70 | 3,173.30 |
| TOTAL EXPENDITURES | 38,218.30 | 0.00 | 35,045.00 | 91.70 | 3,173.30 |
| REVENUES OVER/(UNDER) EXPENDITURES | 3,500.00 | 3,184.86 | (2,091.55) | | 5,591.55 |

CITY OF KENEDY
REVENUE & EXPENSE REPORT (UNAUDITED)
AS OF: JULY 31ST, 2021

65 -2016 CO BOND CONSTRUCTION
FINANCIAL SUMMARY

83.33% OF YEAR COMP.

| | CURRENT BUDGET | CURRENT PERIOD | YEAR TO DATE ACTUAL | % OF BUDGET | BUDGET BALANCE |
|------------------------------------|-------------------|-------------------|------------------------|----------------|-----------------------|
| <hr/> | | | | | |
| <u>REVENUE SUMMARY</u> | | | | | |
| ALL REVENUE | <u>500.00</u> | <u>25.53</u> | <u>643.54</u> | <u>128.71</u> | (<u>143.54</u>) |
| TOTAL REVENUES | <u>500.00</u> | <u>25.53</u> | <u>643.54</u> | <u>128.71</u> | (<u>143.54</u>) |
| <hr/> | | | | | |
| <u>EXPENDITURE SUMMARY</u> | | | | | |
| EAST MAIN DRAINAGE IMPRO | <u>580,649.00</u> | <u>4,565.00</u> | <u>698,265.51</u> | <u>120.26</u> | (<u>117,616.51</u>) |
| TOTAL EXPENDITURES | <u>580,649.00</u> | <u>4,565.00</u> | <u>698,265.51</u> | <u>120.26</u> | (<u>117,616.51</u>) |
| <hr/> | | | | | |
| REVENUES OVER/(UNDER) EXPENDITURES | (580,149.00) | (4,539.47) | (697,621.97) | | 117,472.97 |

CITY OF KENEDY
REVENUE & EXPENSE REPORT (UNAUDITED)
AS OF: JULY 31ST, 2021

67 -2019 SPORTS COMPLEX BOND

2019 SPORTS BOND

83.33% OF YEAR COMP.

| DEPARTMENTAL EXPENDITURES | CURRENT BUDGET | CURRENT PERIOD | YEAR TO DATE ACTUAL | % OF BUDGET | BUDGET BALANCE |
|------------------------------------|-------------------|-------------------|------------------------|----------------|-------------------|
| <hr/> | | | | | |
| SALARIES & OTHER | | | | | |
| <hr/> | | | | | |
| BUILDING & STRUCT. EXP. | | | | | |
| 67-04-580.30 CONSTRUCTION COSTS | 0.00 | 141,729.00 | 455,444.92 | 0.00 (| 455,444.92) |
| 67-04-580.35 OTHER FEES | 0.00 | 27,943.49 | 35,558.63 | 0.00 (| 35,558.63) |
| TOTAL BUILDING & STRUCT. EXP. | 0.00 | 169,672.49 | 491,003.55 | 0.00 (| 491,003.55) |
| <hr/> | | | | | |
| TOTAL 2019 SPORTS BOND | 0.00 | 169,672.49 | 491,003.55 | 0.00 (| 491,003.55) |
| <hr/> | | | | | |
| TOTAL EXPENDITURES | 0.00 | 169,672.49 | 491,003.55 | 0.00 (| 491,003.55) |
| <hr/> | | | | | |
| REVENUES OVER/(UNDER) EXPENDITURES | 0.00 (| 169,672.49) | (491,003.55) | | 491,003.55 |

*** END OF REPORT ***

CITY OF KENEDY
REVENUE & EXPENSE REPORT (UNAUDITED)
AS OF: JULY 31ST, 2021

75 -AIRPORT FUND
FINANCIAL SUMMARY

83.33% OF YEAR COMP.

| | CURRENT BUDGET | CURRENT PERIOD | YEAR TO DATE ACTUAL | % OF BUDGET | BUDGET BALANCE |
|-------------------------------------|-------------------|-------------------|------------------------|----------------|-------------------|
| <u>REVENUE SUMMARY</u> | | | | | |
| ALL REVENUE | 152,948.00 | 14,799.34 | 137,700.64 | 90.03 | 15,247.36 |
| TOTAL REVENUES | 152,948.00 | 14,799.34 | 137,700.64 | 90.03 | 15,247.36 |
| <u>EXPENDITURE SUMMARY</u> | | | | | |
| AIRPORT OPERATIONS | 133,682.00 | 12,207.54 | 41,384.41 | 30.96 | 92,297.59 |
| TOTAL EXPENDITURES | 133,682.00 | 12,207.54 | 41,384.41 | 30.96 | 92,297.59 |
| REVENUES OVER/ (UNDER) EXPENDITURES | 19,266.00 | 2,591.80 | 96,316.23 | (| 77,050.23) |

CITY OF KENEDY
REVENUE & EXPENSE REPORT (UNAUDITED)
AS OF: JULY 31ST, 2021

75 -AIRPORT FUND

83.33% OF YEAR COMP.

| REVENUES | CURRENT BUDGET | CURRENT PERIOD | YEAR TO DATE ACTUAL | % OF BUDGET | BUDGET BALANCE |
|---|-------------------|-------------------|------------------------|----------------|-------------------|
| <hr/> | | | | | |
| FUND REVENUE | | | | | |
| 75-00-370.04 HEMBY A1 OIL ROYALTY | 1,366.00 | 158.64 | 1,792.07 | 131.19 (| 426.07) |
| 75-00-370.05 HEMBY A2 OIL ROYALTY | 1,497.00 | 147.57 | 1,290.10 | 86.18 | 206.90 |
| 75-00-370.07 HEMBY B WELLS ROYALTY | 24,000.00 | 13,396.54 | 114,086.09 | 475.36 (| 90,086.09) |
| 75-00-370.12 HEMBY A4-A6 LEVI PULLINOIL | 126,085.00 | 1,096.59 | 20,532.38 | 16.28 | 105,552.62 |
| TOTAL FUND REVENUE | 152,948.00 | 14,799.34 | 137,700.64 | 90.03 | 15,247.36 |
| <hr/> | | | | | |
| TOTAL REVENUES | 152,948.00 | 14,799.34 | 137,700.64 | 90.03 | 15,247.36 |
| ===== | | | | | |

REVENUE & EXPENSE REPORT (UNAUDITED)

AS OF: JULY 31ST, 2021

75 -AIRPORT FUND

AIRPORT OPERATIONS

83.33% OF YEAR COMP.

| DEPARTMENTAL EXPENDITURES | CURRENT BUDGET | CURRENT PERIOD | YEAR TO DATE ACTUAL | % OF BUDGET | BUDGET BALANCE |
|--|-------------------|-------------------|------------------------|----------------|-------------------|
| <u>SALARIES & OTHER</u> | | | | | |
| 75-00-510.01 SALARIES REIMBURSEMENT | 20,000.00 | 1,600.00 | 16,000.00 | 80.00 | 4,000.00 |
| 75-00-510.02 ATTORNEY'S FEES | 2,000.00 | 0.00 | 0.00 | 0.00 | 2,000.00 |
| 75-00-510.03 ACCOUNTING AND AUDIT | 1,500.00 | 0.00 | 0.00 | 0.00 | 1,500.00 |
| 75-00-510.06 PAYROLL TAX REIMBURSEMENT | 1,530.00 | 0.00 | 0.00 | 0.00 | 1,530.00 |
| TOTAL SALARIES & OTHER | 25,030.00 | 1,600.00 | 16,000.00 | 63.92 | 9,030.00 |
| <u>OPERATING EXPENSES</u> | | | | | |
| 75-00-520.08 JANITORIAL SUPPLIES | 500.00 | 0.00 | 150.44 | 30.09 | 349.56 |
| TOTAL OPERATING EXPENSES | 500.00 | 0.00 | 150.44 | 30.09 | 349.56 |
| <u>MISCELLANEOUS SERVICES</u> | | | | | |
| 75-00-530.01 TELEPHONE | 1,500.00 | 105.89 | 411.74 | 27.45 | 1,088.26 |
| 75-00-530.02 WATER/SEWER/TRASH | 1,500.00 | 0.00 | 0.00 | 0.00 | 1,500.00 |
| 75-00-530.11 UTILITIES | 5,500.00 | 427.85 | 3,864.95 | 70.27 | 1,635.05 |
| TOTAL MISCELLANEOUS SERVICES | 8,500.00 | 533.74 | 4,276.69 | 50.31 | 4,223.31 |
| <u>INSURANCE</u> | | | | | |
| 75-00-531.01 INSURANCE - BLDGS | 31.00 | 0.00 | 0.00 | 0.00 | 31.00 |
| 75-00-531.02 INSURANCE - GEN LIABILITY | 1,021.00 | 0.00 | 1,000.58 | 98.00 | 20.42 |
| TOTAL INSURANCE | 1,052.00 | 0.00 | 1,000.58 | 95.11 | 51.42 |
| <u>BUILDING & STRUCT MAINT.</u> | | | | | |
| 75-00-540.01 REPAIR :& MAINT - BUILDING | 10,000.00 | 132.27 | 2,513.72 | 25.14 | 7,486.28 |
| 75-00-540.02 LIGHT MAINTENANCE | 3,000.00 | 1,656.53 | 1,656.53 | 55.22 | 1,343.47 |
| 75-00-540.03 GROUNDS UPKEEP | 500.00 | 0.00 | 0.00 | 0.00 | 500.00 |
| 75-00-540.04 LANDSCAPING & MOWING | 48,000.00 | 2,670.00 | 9,327.50 | 19.43 | 38,672.50 |
| 75-00-540.05 HERBICIDE | 7,000.00 | 0.00 | 0.00 | 0.00 | 7,000.00 |
| TOTAL BUILDING & STRUCT MAINT. | 68,500.00 | 4,458.80 | 13,497.75 | 19.70 | 55,002.25 |
| <u>EQUIP. & VEHICLE MAINT.</u> | | | | | |
| 75-00-550.02 REPAIR & MAINT - EQUIPMENT | 2,000.00 | 0.00 | 277.95 | 13.90 | 1,722.05 |
| 75-00-550.09 MAINTENANCE AGREE/CONTRACTS | 10,000.00 | 0.00 | 566.00 | 5.66 | 9,434.00 |
| TOTAL EQUIP. & VEHICLE MAINT. | 12,000.00 | 0.00 | 843.95 | 7.03 | 11,156.05 |
| <u>GEN FUND TRSR & EXP</u> | | | | | |
| 75-00-610.01 AIRPORT ADMINISTRATION FEE | 10,000.00 | 0.00 | 0.00 | 0.00 | 10,000.00 |
| TOTAL GEN FUND TRSR & EXP | 10,000.00 | 0.00 | 0.00 | 0.00 | 10,000.00 |
| <u>OTHER CAPITAL PROJECTS</u> | | | | | |
| 75-00-660.08 RUNWAY MAINTENANCE | 1,500.00 | 0.00 | 0.00 | 0.00 | 1,500.00 |
| 75-00-660.09 SECURITY CAMERAS | 6,600.00 | 5,615.00 | 5,615.00 | 85.08 | 985.00 |
| TOTAL OTHER CAPITAL PROJECTS | 8,100.00 | 5,615.00 | 5,615.00 | 69.32 | 2,485.00 |
| TOTAL AIRPORT OPERATIONS | 133,682.00 | 12,207.54 | 41,384.41 | 30.96 | 92,297.59 |
| TOTAL EXPENDITURES | 133,682.00 | 12,207.54 | 41,384.41 | 30.96 | 92,297.59 |
| REVENUES OVER/(UNDER)EXPENDITURES | 19,266.00 | 2,591.80 | 96,316.23 | (| 77,050.23) |

CITY OF KENEDY
REVENUE & EXPENSE REPORT (UNAUDITED)
AS OF: JULY 31ST, 2021

80 -HOTEL/MOTEL TAX FUND
FINANCIAL SUMMARY

83.33% OF YEAR COMP.

| | CURRENT BUDGET | CURRENT PERIOD | YEAR TO DATE ACTUAL | % OF BUDGET | BUDGET BALANCE |
|------------------------------------|-------------------|-------------------|------------------------|----------------|-------------------|
| <u>REVENUE SUMMARY</u> | | | | | |
| ALL REVENUE | 522,000.00 | 114,472.27 | 541,221.26 | 103.68 (| 19,221.26) |
| TOTAL REVENUES | 522,000.00 | 114,472.27 | 541,221.26 | 103.68 (| 19,221.26) |
| <u>EXPENDITURE SUMMARY</u> | | | | | |
| HOTEL/MOTEL TAX | 522,000.00 | 580.23 | 253,723.52 | 48.61 | 268,276.48 |
| TOTAL EXPENDITURES | 522,000.00 | 580.23 | 253,723.52 | 48.61 | 268,276.48 |
| REVENUES OVER/(UNDER) EXPENDITURES | 0.00 | 113,892.04 | 287,497.74 | (| 287,497.74) |

REVENUE & EXPENSE REPORT (UNAUDITED)

AS OF: JULY 31ST, 2021

80 -HOTEL/MOTEL TAX FUND

HOTEL/MOTEL TAX

83.33% OF YEAR COMP.

| DEPARTMENTAL EXPENDITURES | CURRENT BUDGET | CURRENT PERIOD | YEAR TO DATE ACTUAL | % OF BUDGET | BUDGET BALANCE |
|---|-------------------|-------------------|------------------------|----------------|-------------------|
| <u>FUND EXPENSE</u> | | | | | |
| 80-80-640.04 CIVIC CENTER PROJ-PROFESS | 10,000.00 | 0.00 | 441.60 | 4.42 | 9,558.40 |
| 80-80-640.05 CIVIC CENTER PROJ-CONSTRUC | 272,000.00 | 0.00 | 0.00 | 0.00 | 272,000.00 |
| 80-80-640.06 LAND ACQUISITION - NOTTING | 0.00 | 0.00 | 195,384.00 | 0.00 | (195,384.00) |
| TOTAL FUND EXPENSE | 282,000.00 | 0.00 | 195,825.60 | 69.44 | 86,174.40 |
| <u>CAPITAL IMPROVEMENTS</u> | | | | | |
| <u>OTHER CAPITAL PROJECTS</u> | | | | | |
| 80-80-660.01 MAYO MUSIC FESTIVAL | 150,000.00 | 0.00 | 0.00 | 0.00 | 150,000.00 |
| 80-80-660.02 BLUEBONNET DAYS | 75,000.00 | 0.00 | 0.00 | 0.00 | 75,000.00 |
| 80-80-660.03 CHRISTMAS IN KENEDY | 15,000.00 | 0.00 | 44,176.15 | 294.51 | (29,176.15) |
| 80-80-660.04 FIREWORKS CELEBRATION | 0.00 | 580.23 | 13,721.77 | 0.00 | (13,721.77) |
| TOTAL OTHER CAPITAL PROJECTS | 240,000.00 | 580.23 | 57,897.92 | 24.12 | 182,102.08 |
| <u>TOTAL HOTEL/MOTEL TAX</u> | | | | | |
| | 522,000.00 | 580.23 | 253,723.52 | 48.61 | 268,276.48 |
| <u>TOTAL EXPENDITURES</u> | | | | | |
| | 522,000.00 | 580.23 | 253,723.52 | 48.61 | 268,276.48 |
| ===== | | | | | |
| REVENUES OVER/ (UNDER) EXPENDITURES | 0.00 | 113,892.04 | 287,497.74 | (| 287,497.74) |

*** END OF REPORT ***

REVENUE & EXPENSE REPORT (UNAUDITED)

AS OF: JULY 31ST, 2021

101-CIP AIRPORT TAXIWAY LIGHT

FINANCIAL SUMMARY

83.33% OF YEAR COMP.

| | CURRENT BUDGET | CURRENT PERIOD | YEAR TO DATE ACTUAL | % OF BUDGET | BUDGET BALANCE |
|------------------------------------|-------------------|-------------------|------------------------|----------------|--------------------|
| <u>REVENUE SUMMARY</u> | | | | | |
| ALL REVENUE | <u>250,700.00</u> | <u>0.00</u> | <u>0.00</u> | <u>0.00</u> | <u>250,700.00</u> |
| TOTAL REVENUES | <u>250,700.00</u> | <u>0.00</u> | <u>0.00</u> | <u>0.00</u> | <u>250,700.00</u> |
| <u>EXPENDITURE SUMMARY</u> | | | | | |
| AIRPORT PROJECTS | <u>250,700.00</u> | <u>0.00</u> | <u>256,113.00</u> | <u>102.16</u> | <u>(5,413.00)</u> |
| TOTAL EXPENDITURES | <u>250,700.00</u> | <u>0.00</u> | <u>256,113.00</u> | <u>102.16</u> | <u>(5,413.00)</u> |
| REVENUES OVER/(UNDER) EXPENDITURES | 0.00 | 0.00 | (256,113.00) | | 256,113.00 |

REVENUE & EXPENSE REPORT (UNAUDITED)

AS OF: JULY 31ST, 2021

201-CIP CARRIZO WATER LINE

CARRIZO WATER PROJECT

83.33% OF YEAR COMP.

| DEPARTMENTAL EXPENDITURES | CURRENT BUDGET | CURRENT PERIOD | YEAR TO DATE ACTUAL | % OF BUDGET | BUDGET BALANCE |
|-------------------------------------|-------------------|-------------------|------------------------|----------------|-------------------|
| <hr/> | | | | | |
| CAPITAL PURCHASES | | | | | |
| 201-00-590.02 CARRIZO WATER LINE | 0.00 | 51,806.62 | 2,612,907.46 | 0.00 | (2,612,907.46) |
| TOTAL CAPITAL PURCHASES | 0.00 | 51,806.62 | 2,612,907.46 | 0.00 | (2,612,907.46) |
| <hr/> | | | | | |
| TOTAL CARRIZO WATER PROJECT | 0.00 | 51,806.62 | 2,612,907.46 | 0.00 | (2,612,907.46) |
| <hr/> | | | | | |
| TOTAL EXPENDITURES | 0.00 | 51,806.62 | 2,612,907.46 | 0.00 | (2,612,907.46) |
| <hr/> | | | | | |
| REVENUES OVER/ (UNDER) EXPENDITURES | 0.00 | (51,806.62) | (2,612,907.46) | | 2,612,907.46 |

*** END OF REPORT ***

CITY OF KENEDY
REVENUE & EXPENSE REPORT (UNAUDITED)
AS OF: JULY 31ST, 2021

205-CIP GRAHAM RD WAT LIN PH1
FINANCIAL SUMMARY

83.33% OF YEAR COMP.

| | CURRENT BUDGET | CURRENT PERIOD | YEAR TO DATE ACTUAL | % OF BUDGET | BUDGET BALANCE |
|-------------------------------------|-------------------|-------------------|------------------------|----------------|-------------------|
| <hr/> | | | | | |
| <u>REVENUE SUMMARY</u> | | | | | |
| ALL REVENUE | <u>41,955.00</u> | <u>3,496.25</u> | <u>34,962.50</u> | <u>83.33</u> | <u>6,992.50</u> |
| TOTAL REVENUES | <u>41,955.00</u> | <u>3,496.25</u> | <u>34,962.50</u> | <u>83.33</u> | <u>6,992.50</u> |
| <hr/> | | | | | |
| <u>EXPENDITURE SUMMARY</u> | | | | | |
| GRAHAM RD WATER LINE PH1 | <u>41,955.00</u> | <u>1,450.00</u> | <u>42,635.00</u> | <u>101.62</u> | <u>(680.00)</u> |
| TOTAL EXPENDITURES | <u>41,955.00</u> | <u>1,450.00</u> | <u>42,635.00</u> | <u>101.62</u> | <u>(680.00)</u> |
| <hr/> | | | | | |
| REVENUES OVER/ (UNDER) EXPENDITURES | 0.00 | 2,046.25 | (7,672.50) | | 7,672.50 |

CITY OF KENEDY
REVENUE & EXPENSE REPORT (UNAUDITED)
AS OF: JULY 31ST, 2021

206-CIP GRAHAM RD WAT LIN PH2

FINANCIAL SUMMARY

83.33% OF YEAR COMP.

| | CURRENT BUDGET | CURRENT PERIOD | YEAR TO DATE ACTUAL | % OF BUDGET | BUDGET BALANCE |
|------------------------------------|-------------------|-------------------|------------------------|----------------|-------------------|
| <u>REVENUE SUMMARY</u> | | | | | |
| ALL REVENUE | 48,970.00 | 4,080.83 | 40,808.32 | 83.33 | 8,161.68 |
| TOTAL REVENUES | 48,970.00 | 4,080.83 | 40,808.32 | 83.33 | 8,161.68 |
| <u>EXPENDITURE SUMMARY</u> | | | | | |
| GRAHAM RD WATER LINE PH2 | 48,970.00 | 2,575.00 | 45,670.00 | 93.26 | 3,300.00 |
| TOTAL EXPENDITURES | 48,970.00 | 2,575.00 | 45,670.00 | 93.26 | 3,300.00 |
| REVENUES OVER/(UNDER) EXPENDITURES | 0.00 | 1,505.83 | (4,861.68) | | 4,861.68 |

REVENUE & EXPENSE REPORT (UNAUDITED)

AS OF: JULY 31ST, 2021

403-CIP PAVING EAST GRAHAM
FINANCIAL SUMMARY

83.33% OF YEAR COMP.

| | CURRENT BUDGET | CURRENT PERIOD | YEAR TO DATE ACTUAL | % OF BUDGET | BUDGET BALANCE |
|-------------------------------------|-------------------|-------------------|------------------------|----------------|-------------------|
| <u>REVENUE SUMMARY</u> | | | | | |
| ALL REVENUE | 48,060.34 | 4,005.03 | 40,050.29 | 83.33 | 8,010.05 |
| TOTAL REVENUES | 48,060.34 | 4,005.03 | 40,050.29 | 83.33 | 8,010.05 |
| <u>EXPENDITURE SUMMARY</u> | | | | | |
| CIP EAST GRAHAM RD REEP | 48,060.34 | 0.00 | 48,060.34 | 100.00 | 0.00 |
| TOTAL EXPENDITURES | 48,060.34 | 0.00 | 48,060.34 | 100.00 | 0.00 |
| REVENUES OVER/ (UNDER) EXPENDITURES | 0.00 | 4,005.03 | (8,010.05) | | 8,010.05 |

CITY COUNCIL AGENDA
Regular Meeting: Tuesday, August 10, 2021

AGENDA ITEM: 8

Consideration and approval of Regular City Council Meeting Minutes of July 13, 2021.

SUBMITTED BY: City Secretary Beaven



REGULAR CITY COUNCIL MEETING MINUTES
JULY 13, 2021 – 6:00 P.M.
CITY AUDITORIUM IN THE RUHMAN C. FRANKLIN MUNICIPAL BUILDING
303 W. MAIN ST., KENEDY, TX. 78119

MEMBERS PRESENT:

Mayor Joe Baker
 Johnny Rodriguez, District 2
 Christopher Parker, District 3
 James Douglas-Meyer, District 4
 Sandra Schultz, District 5

MEMBERS ABSENT:

Cindy Saenz, Mayor Pro-Tem, District 1

CITY PRESENT:

City Manager William Linn
 City Secretary Ruby Beaven
 Police Chief Richard Ashe
 Director of Public Works Jerry Higgins
 Director Parks & Streets Joe Hernandez, III
 Building Official Jaime Albiar

CITY ABSENT:

Opening Agenda

1. Call Regular City Council meeting to order.

The Regular Meeting of the City of Kenedy was called to order by Mayor Baker at 6:00 p.m. on Tuesday, July 13, 2021, in the City Auditorium in the Ruhman C. Franklin Municipal Building, 303 W. Main St. Kenedy, TX and video streaming via Facebook live.

2. Call Roll and establish a quorum is present.

With Council Members present a quorum was established.

3. Prayer to be led by Pastor Danielle Knapp with United Methodist Church.

Pastor Danielle Knapp was not present during the meeting. Mayor Baker led the prayer.

4. Pledge of Allegiance.

Mayor Baker led the Pledge of Allegiance to the U.S. flag.

5. Citizen comment.

Shara Guajardo the Manager of Park Place Landing, 270 Park Place, addressed the council to express a concern for the water bill issues since September 2020. Guajardo stated the City Manager had have an independent inspection completed on the water meter. Guajardo's concern is for the 48-hour notice. The bills with the new meter are consistent and feels the City Manager should honor the agreement for \$4500 and not shut off service until the bill is resolved.

Mayor Baker stated he would be in touch.

6. Departmental Reports.

Public Works Director Report

Public Works Director Jerry Higgins addressed the Council to report the Public Works report. Provided a status update on TCEQ to include WWTP Phase 1 and stated the City received a letter for conditionally approving Chemical Containment Equipment and extension. Provided a status update on current projects to include water wells 17 & 18, HWY 792 bridge, Graham Road, Kenedy Apartments, and water meter replacement. Provided training activities update.

Water and WWTP Summary: Water Produced 37.6 MG; Water Loss 1.78 MG / 4.54%; WWTP Flow 33.587 MG / Rain 5.0

Police Chief Report

Chief Ashe addressed the council to report the Police Chief report. A candidate for Animal Control Officer has been selected. Animal Control division is currently operating with one staff member. The animal control report was given and there was a total of 34 service calls for June. The Police Department had 80 hours of outside training. The Inservice training focused on evidence collection and submission. The School Resource Officer continues to patrol the park. Theft and burglary cases remain lower than normal but assaults have increased, which is a part of a national trend.

Building Department & Code Compliance Reports

Building Official Jaime Albiar addressed the council to report the Building Department report. There was a slight decrease in construction permits due to rain and an increase in calls and complaints for the month of June. There was a total of twenty-two (22) residential and commercial permits. There was a total of twenty-two (22) residential and commercial inspections. The department remained active in the community and increased the number of violations and warning letters for a total of twenty-three (23). There was one (1) commercial plan(s) submitted to Bureau Veritas for approval.

Building Official Jaime Albiar reported the Code Compliance report. There was a total of five (5) cases closed and sixteen (16) active cases. No liens were filed this month.

Streets & Parks Director Report

Director Parks & Streets Joe Hernandez addressed the council to report the Streets and Parks reports.

The streets crew worked on hand patching/grading 33.2 cubic yards of Type D Asphalt and 374 cubic yards of RAP material, patching eighty-three (83) pot holes using 17.1 cubic yards of Type D Asphalt, worked on drainage using 37.2 cubic yards of base and thirty (30) bags of cement, swept, and mowed/trimmed thirty-eight roadways and ally ways

during the month. The crew repaired three (3) signs. Crews worked at the park patching and moving construction materials. In addition, the crew picked up eight (8) loads of brush, replaced twenty-five (25) trash carts, delivered three (3) additional carts, and eighteen (18) new carts. Crew sprayed for mosquitos and used sixty-three (63) mosquito dunks. Completed 461 service orders for the month of June.

The parks crew worked for fourteen (14) days dragging/sweeping, twenty-six (26) days removing trash from receptacles, and twelve (12) days weed trimming the fields. In addition, the crew mowed, weed trimmed, and picked up trash around the walking trail, basketball courts, bridge, and gazebo.

City Secretary Report

City Secretary Ruby Beaven addressed the council to report the City Secretary report to include the Fire Department and Municipal Court reports.

City Secretary Report: For the month of June there was no new hires. There was two separations. Animal Control, Streets, Parks, and administrative positions began accepting applications. The Employment Opportunities page on the City website has been updated and being utilized for vacancies. The Agendas and Minutes page on the City website has been completely revamped and is now user friendly. You can now access the Agendas, Minutes, and Packets by meeting date.

Fire Department Report: For the month of June there were four (4) calls: Vehicle Fire, Brush/Grass Fire, and Elementary Water Day. There was a total of 2400 gallons of water used.

Municipal Court Report: Municipal Court saw 148 defendants and collected a total of \$28,545.48 with a net to the City of \$21,830.67.

7. City Manager Report.

Current Projects, Future Projects, Current Operations, and/or Future Operations

City Manager Linn addressed the council to present the City Manager report. Linn addressed the daily operations and stated the City Manager Budget “town hall” meeting is tentatively scheduled for July 29, 2021 at 5:30 p.m., waiting on the GLO Grant Contract, Congressman Vicente Gonzales to be in Kenedy on July 29, 2021 for ARP check presentation, identified the CS/HR Assistant / Events Coordinator, and budget workshop tentatively being set for August 19, 2021 at 6:00 p.m.

Linn addressed the projects and stated FY 2021/2022 Streets will be budgeted for ten (10) street projects, East Main has had a delay with recent weather and concrete is being poured, Gram Road has also had weather delays, the line replacement is complete, estimates have been provided and will require to bid out the procurement process, Building C nearing completion, Building A is waiting on elevator to be completed, TDA CDBG Sewer Line Grant had 6S Engineering submit plans to TCEQ and waiting approval, Carrizo Water Line Well 17 is waiting downhole well video, and Well 18 is waiting downhole well video, state well report, and TCEQ cement report.

Presentation of Financials.

City Manager Linn presented the financial statements. Currently in budget month nine (9) and utilized 75 percent of budget year. Available Liquidity reported as follows: General Fund \$2.9M; HOT \$2.2M; Water/Sewer \$800K; Paving Fund \$2.4M; and Tex Pool \$8.5M.

Consent Agenda

This section shall provide for items that require action by the Council, but where little or no discussion is anticipated. By a single motion, second and affirmation majority vote. Items under this section are approved without further discussion or action.

8. Consideration and approval of City Council Workshop Meeting Minutes of May 25, 2021, Regular City Council Meeting Minutes of June 08, 2021, and City Council Special Meeting Minutes of June 22, 2021.

Motion: Councilor Rodriguez moved to approve item 8 on the Consent Agenda as presented. Councilor Parker seconded the motion. Motion carried unanimously.

9. Consideration and approval on Financials.

Motion: Councilor Douglas moved to approve item 9 on the Consent Agenda as presented. Councilor Rodriguez seconded the motion. Motion carried unanimously.

Ordinance / Resolution / Other Action Items:

This section shall provide for all other official discussion and action items provided for consideration by the Council.

10. Consideration and possible action regarding presentation by Clay Wiatrek with Asset Protection Group. (Requestor: Mayor Baker)

Clay Wiatrek with Asset Protection Group addressed the council and provided his background and experience with project management nationwide. Wiatrek explained how Asset Protection Group could benefit the City of Kenedy in water infrastructure such as pump station improvements, drainage systems, and water storage facilities. Wiatrek also explained the specialty areas of asset management, warranty management. Risk management, and contract management.

Discussion was held among the Council and Clay Wiatrek about the services that are offered and pricing.

11. Consideration and possible action in regard to funding the Karnes County – Flood Protection Planning Study (Project No. 40011) awarded for the Texas Water Development Board – Flood Infrastructure Fund to produce a flood planning study in Karnes County to include the City of Kenedy. The City of Kenedy’s local match portion is 1.5 percent in the amount of \$12,375.00. (Presenter: City Manager Linn)

City Manager Linn addressed the Council and stated Judge Hedtke received a Texas Water Development Board grant for Karnes County to include the City of Kenedy. The City will greatly benefit from the flood planning study. The City is being asked to match a portion of 1.5 percent in the amount of \$12,375.00.

Motion: Councilor Rodriguez moved to approve funding the Karnes County – Flood Protection Planning Study (Project No. 40011) awarded for the Texas Water Development

Board – Flood Infrastructure Fund to produce a flood planning study in Karnes County to include the City of Kenedy. The City of Kenedy’s local match portion is 1.5 percent in the amount of \$12,375.00. Councilor Douglas seconded the motion. Motion carried unanimously.

12. Consideration and possible action in regard to Ordinance No. 21-09, an ordinance of the City of Kenedy, Texas, ratifying, extending and expanding the City’s extraterritorial jurisdiction; providing for filing this ordinance and updating map; providing for savings. Repealing and severability; and establishing an effective date. (Presenter: City Manager Linn)

City Manager Linn addressed the Council and explained the government code allows expanding the City’s extraterritorial jurisdiction by one-half (1/2) mile each year. This is completely separate from annexation. One benefit for expanding the ETJ is it allows for building fees.

Discussion was held among the Council with the City Manager.

Motion: Councilor Douglas moved to approve Ordinance No. 21-09, an ordinance of the City of Kenedy, Texas, ratifying, extending and expanding the City’s extraterritorial jurisdiction; providing for filing this ordinance and updating map; providing for savings. Repealing and severability; and establishing an effective date. Councilor Parker seconded the motion. Motion carried unanimously.

13. Consideration and possible action in regard to the selection of a grant administrator for administration of the Texas CDBG Community Development Fund grant awarded to the City pertaining to sewer line improvements and authorize the City Manager to enter into a professional services agreement for grant administration with the selected firm.

City Manager Linn addressed the Council and explained the City went out for Request for Proposal and Langford was the only response. City Manager explained the City has favorable history with Langford. The City Manager requested to authorize the agreement or redirect to do again.

Motion: Councilor Rodriguez moved to approve the selection of a grant administrator for administration of the Texas CDBG Community Development Fund grant awarded to the City pertaining to sewer line improvements and authorize the City Manager to enter into a professional services agreement for grant administration with the selected firm. Councilor Schultz seconded the motion. Councilor Douglas abstained and motion carried 3:1.

14. Items to consider for placement on future agendas. (Governing Body, City Manager, City Attorney)

No items considered.

15. Announcements of Community interest and/or upcoming events. (Governing Body, City Manager, City Secretary)

Mayor Baker stated the Kenedy Chamber of Commerce will be hosting the annual banquet in the auditorium. The Second Street Art Gallery will be having its 16th Anniversary event on

July 22, 2021 from 7 p.m. – 9 p.m. Mayor stated was not able to make the Coffee in the Park with the Mayor due to weather conditions.

16. Adjourn.

Mayor Baker adjourned the meeting at 8:07 p.m.

APPROVED:

Joe Baker, Mayor

ATTEST:

Ruby Beaven, City Secretary

CITY COUNCIL AGENDA
Regular Meeting: Tuesday, August 10, 2021

AGENDA ITEM: 9

Consideration and approval on Financials.

SUBMITTED BY: City Manager Linn

Note: Please refer to agenda item 7 for financials report.

CITY COUNCIL AGENDA
Regular Meeting: Tuesday, August 10, 2021

AGENDA ITEM: 10

Announcement regarding Karnes County Airport nominated for Aviation Airport of the Year Award.

CITY COUNCIL AGENDA
Regular Meeting: Tuesday, August 10, 2021

AGENDA ITEM: 11

Consideration and possible action to approve a request to vacate and re-plat Pan American subdivision in the City of Kenedy, Karnes County, Texas; Block 3 Lots 9,10,11; as shown on the plat of record in Cabinet A Page 42 of the plat records of Karnes County, Texas, to be known as Lot 9A Block 3 in the Pan American subdivision and to be further known as 106 Crosley St.

SUBMITTED BY: Building Official Jaime Albiar



NOTES
1. 1/2" HIGH IRON RODS WERE SET AT ALL CORNERS UNLESS NOTED OTHERWISE.
2. THE BASE OF THE BEARING SYSTEM IS THE PLAT.

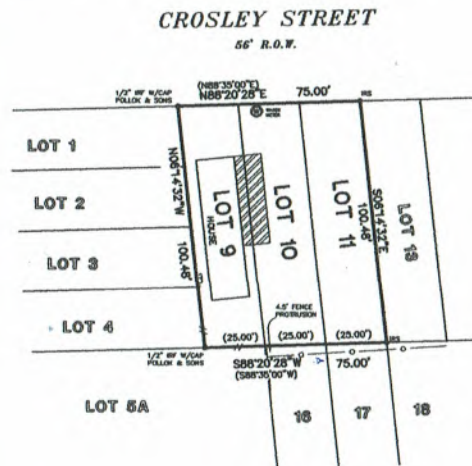
CARLOS MARTINEZ 15 LEAGUE GRANT
ABSTRACT NO. 6
CITY OF KENEDY

**VACATE AND REPLAT
LOT 9, LOT 10, & LOT 11
BLOCK 3
PAN AMERICAN SUBDIVISION
CITY OF KENEDY**

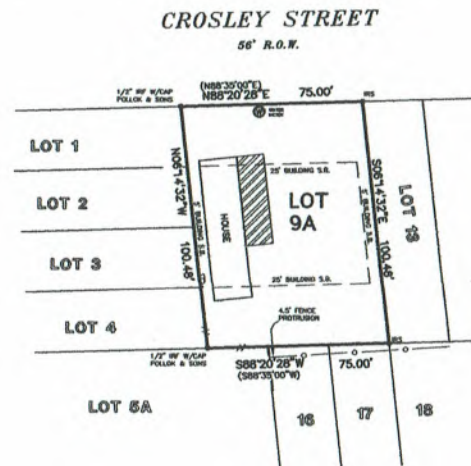
VACATE AND REPLAT OF LOT 9, LOT 10, AND
LOT 11, BLOCK 3, PAN AMERICAN SUBDIVISION,
CITY OF KENEDY AS SHOWN ON THE PLAT OF
RECORD IN CABINET "A", PAGE 42 PLAT
RECORDS OF KARNES COUNTY, TEXAS.

I, THE UNDERSIGNED OWNER OF THE LAND
SHOWN ON THIS PLAT AND DESIGNATED AS THE
VACATE AND REPLAT OF LOTS 9, LOT 10, AND
THE NORTH ONE-HALF OF LOT 11, BLOCK 3,
PAN AMERICAN SUBDIVISION OF THE CITY OF
KENEDY, TEXAS AND WHOSE NAME IS
SUBSCRIBED HERETO, HEREBY DEDICATE TO THE
USE OF THE PUBLIC ALL STREETS, ALLEYS,
PARKS, WATERCOURSES, DRAINS, EASEMENTS,
WATER LINES, SEWER LINES, STORM SEWERS, FIRE
HYDRANTS AND PUBLIC PLACES WHICH ARE
INSTALLED OR WHICH I WILL CAUSE TO BE
INSTALLED THEREON, SHOWN OR NOT SHOWN, IF
REQUIRED OTHERWISE TO BE INSTALLED OR
DEDICATED UNDER THE SUPERVISION APPROVAL
PROCESS OF THE CITY OF KENEDY, ALL THE
SAME FOR THE PURPOSES THEREIN EXPRESSED,
EITHER ON THE PLAT HEREOF OR ON THE
OFFICIAL MINUTES OF THE APPLICABLE
AUTHORITIES OF THE CITY OF KENEDY.

**AREA BEING VACATED
LOT 9, LOT 10 AND LOT 11
BLOCK 3**



**REPLATTED AREA
LOT 9A
BLOCK 3**



JOSE GONZALEZ - OWNER
108 CROSLY STREET
KENEDY, TEXAS 78119

SWORN TO AND SUBSCRIBED BEFORE ME THIS
____ DAY OF _____, 2017.

NOTARY PUBLIC

THE PLANNING AND ZONING COMMISSION ON
____ 2017, VOTED AFFIRMATIVELY TO
RECOMMEND THIS PLAT TO THE CITY COUNCIL FOR
APPROVAL AND FOR FILING OF RECORD.

CHAIRMAN, KENEDY PLANNING & ZONING COMMISSION

THE CITY COUNCIL ON ____ 20____ VOTED
AFFIRMATIVELY TO APPROVE THIS PLAT FOR FILING
OF RECORD.

MAYOR _____ DATE _____

I HEREBY CERTIFY THAT THIS PLAT WAS PREPARED FROM
AN ON THE GROUND SURVEY, MADE UNDER MY SUPERVISION,
ON THE 21TH DAY OF DECEMBER, 2017 AND IS CORRECT TO
THE BEST OF MY KNOWLEDGE AND BELIEF.

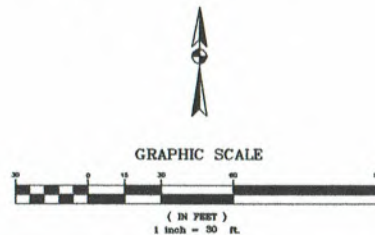
LARRY J. POLLOCK, R.P.L.S.# 5166
1008 B STREET
FLORESVILLE, TEXAS 78114
(830) 393-4770

I, _____ COUNTY CLERK OF
KARNES COUNTY, TEXAS, DO HEREBY CERTIFY THAT THIS
PLAT WAS FILED FOR RECORD IN MY OFFICE ON THE
____ DAY OF _____ A.D. AT
____ O'CLOCK ____ M AND DULY RECORDED IN
VOLUME _____ PAGE _____ PLAT RECORDS OF
KARNES COUNTY, TEXAS.

IN TESTIMONY WHEREOF, WITNESS MY HAND AND
OFFICIAL SEAL OF OFFICE THIS ____ DAY
OF _____ A.D.

COUNTY CLERK, KARNES COUNTY, TEXAS

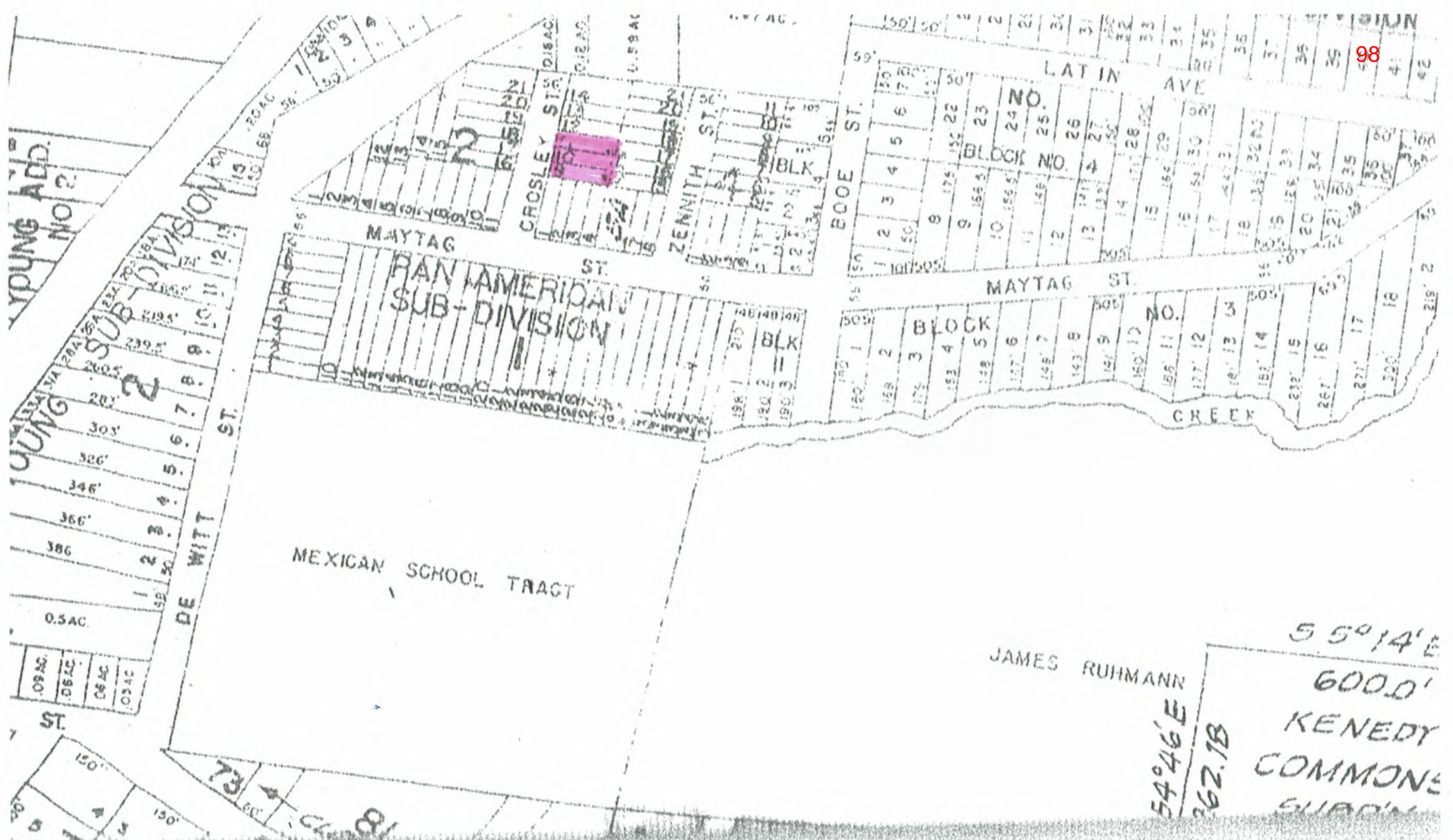
**POLLOCK & SONS
SURVEYING, INC.**
FLORESVILLE, TEXAS
(830) 393-4770
JOB NO. 17-0461



C. *Height and area regulations.* In the "MH-1" Manufactured Home District 1, the following requirements shall apply:

1. Floor space: Manufactured homes must have a minimum of 600 square feet of living area, exclusive of garage, porches and breezeways, and incidental storage areas. No horizontal dimension shall be less than 14 feet, except for original extensions or subsequent additions containing less than 50 percent of the total enclosed floor area.
2. Only one residential structure may be placed upon an approved lot.
3. Height: No building hereafter erected, reconstructed, altered, or enlarged shall exceed three and one-half stories nor shall it exceed 60 feet.
4. **Front yard:** There shall be a front yard of not less than 25 feet, or the front yard indicated on a city-approved subdivision plat as filed in the Karnes County Plat Records, whichever is greater. Corner lots shall have a minimum side yard of 15 feet on the second front yard, the yard generally parallel to the street with the greatest frontage, unless reversed frontage is approved by the administrative official. If a building line shown on a city-approved subdivision plat as filed in the Karnes County Plat Records is greater than 15 feet, then the platted building line shall be required on the second front yard. Garage doors and gates meant for vehicle use shall be located no closer than 20 feet from the right-of-way.
5. **Rear yard:** There shall be a rear yard having a depth of not less than 25 feet.
6. **Side yard:** Lots shall have a minimum side yard of five feet.
7. Width of lot: The width of a lot shall be a minimum of 60 feet at the building line, provided that where a lot of record and in separate ownership at the time of the passage of this chapter has less width than herein required, this chapter shall not prohibit the erection of a one-family dwelling.
8. Lot area: The minimum area of a lot shall be 7,000 square feet, providing that where a lot has less than herein required and was of record and in separate ownership at the time of passage of this chapter, this chapter shall not prohibit the erection of a one-family dwelling.
9. Maximum lot coverage: The maximum portion of the lot area, which may be covered by the main building and all accessory buildings, shall not exceed 40 percent.






CITY COUNCIL AGENDA
Regular Meeting: Tuesday, August 10, 2021

AGENDA ITEM: 12

Consideration and possible action to approve a request to vacate and re-plat Pan American #1 subdivision in the City of Kenedy, Karnes County, Texas; Block 1 Lots 20, 21,22; as shown on the plat of record in Cabinet A Page 42 of the plat records of Karnes County, Texas, to be known as Lot 20A and Lot 22A Block 1 in the Pan American #1 subdivision and to be further known as 900 Maytag St. and 902 Maytag St. respectively.

SUBMITTED BY: Building Official Jaime Albiar



CITY OF KENEDY

N.T.S.

SITE

VACATE AND REPLAT

LOT 20, 21 & LOT 22, BLOCK 1

PAN AMERICAN SUBDIVISION NO. 1

BEING LOT 20, 21 AND LOT 22, BLOCK 1,
THE PAN AMERICAN SUBDIVISION UNIT 1 AS
SHOWN ON THE PLAT OF RECORD IN
CABINET A, PAGE 42 OF THE PLAT RECORDS
OF KARNES COUNTY, TEXAS.

THE CITY COUNCIL ON _____, 20____, VOTED
AFFIRMATIVELY TO APPROVE THIS PLAT FOR FILING
OF RECORD.

MAYOR _____ DATE _____

THE PLANNING AND ZONING COMMISSION ON _____, 2021, VOTED AFFIRMATIVELY TO
RECOMMEND THIS PLAT TO THE CITY COUNCIL FOR
APPROVAL AND FOR FILING OF RECORD.

CHAIRMAN, KENEDY PLANNING & ZONING COMMISSION

VACATE

LOT 10
N88°40'37"E 225.00'
(225.00')

LOT 20
LOT 21
LOT 22
(225.00')

S88°40'37"W 225.00'

LOT 23

66' R.O.W.

MAYTAG STREET

CROSLY STREET

THE UNITED PENTECOSTAL
LOCAL CHURCHES OF TEXAS
VOL. 389, PG. 819

REPLAT

LOT 10
N88°40'37"E 225.00'
(225.00')

LOT 20A
S88°40'37"W 225.00'

LOT 22A
S88°40'37"W 225.00'

LOT 23

66' R.O.W.

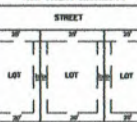
MAYTAG STREET

CROSLY STREET

LEGEND

- W - STEEL ROD FOUND
- RS - 1/2" REBAR SET
- WITH "POLLOCK & SONS" CAP
- CP - CORNER POST
- CONV/55' DIST. - FIELD
- (CONV/55' DIST.) - RECORD
- x - BARBED WIRE FENCE
- ⊕ - POWER/UTILITY POLE
- ⊙ - WATER WELL/WATER METER (AS NOTED)
- ⊙ - SEPTIC TANK
- O - CHAIN LINK FENCE
- H - WOOD PRIVACY FENCE

TYPICAL LOT
WITH UTILITY EASEMENTS



STREET

LOT

LOT

LOT

I, THE UNDERSIGNED OWNER OF THE LAND SHOWN ON THIS PLAT AND DESIGNATED AS THE VACATE AND REPLAT OF LOTS 20, 21 AND 22, BLOCK 1 OF THE PAN AMERICAN SUBDIVISION IN THE CITY OF KENEDY, KARNES COUNTY, TEXAS AND WHOSE NAME IS SUBSCRIBED HERETO, HEREBY DEDICATE TO THE USE OF THE PUBLIC ALL STREETS, ALLEYS, PARKS, WATERCOURSES, DRAINS, EASEMENTS, WATER LINES, SEWER LINES, STORM SEWERS, FIRE HYDRANTS AND PUBLIC PLACES WHICH ARE INSTALLED OR WHICH I WILL CAUSE TO BE INSTALLED THEREON, SHOWN OR NOT SHOWN, IF REQUIRED OTHERWISE TO BE INSTALLED ON DEDICATED UNDER THE SUBDIVISION APPROVAL PROCESS OF THE CITY OF KENEDY, ALL THE SAME FOR THE PURPOSES THEREIN EXPRESSED, EITHER ON THE PLAT HEREOF OR ON THE OFFICIAL MINUTES OF THE APPLICABLE AUTHORITIES OF THE CITY OF KENEDY.

JOSE GONZALEZ - OWNER
900 MAYTAG ST.
KENEDY, TEXAS 78119

SWORN TO AND SUBSCRIBED BEFORE ME THIS _____ DAY OF _____, 2021.

NOTARY PUBLIC

I HEREBY CERTIFY THAT THIS PLAT WAS PREPARED FROM AN ON THE GROUND SURVEY, MADE UNDER MY SUPERVISION, ON THE 19 DAY OF SEPTEMBER, 2019 AND IS CORRECT TO THE BEST OF MY KNOWLEDGE AND BELIEF.


LARRY J. POLLOCK, R.P.L.S.# 5186
1009 B STREET
FLORESVILLE, TEXAS 78114
(830) 393-4770

I, _____, COUNTY CLERK OF KARNES COUNTY, TEXAS, DO HEREBY CERTIFY THAT THIS PLAT WAS FILED FOR RECORD IN MY OFFICE ON THE _____ DAY OF _____, A.D. AT _____ O'CLOCK _____ M AND DULY RECORDED IN VOLUME _____, PAGE _____, PLAT RECORDS OF KARNES COUNTY, TEXAS.

IN TESTIMONY WHEREOF, WITNESS MY HAND AND OFFICIAL SEAL OF OFFICE THIS _____ DAY OF _____, A.D.

COUNTY CLERK, KARNES COUNTY, TEXAS

GRAPHIC SCALE

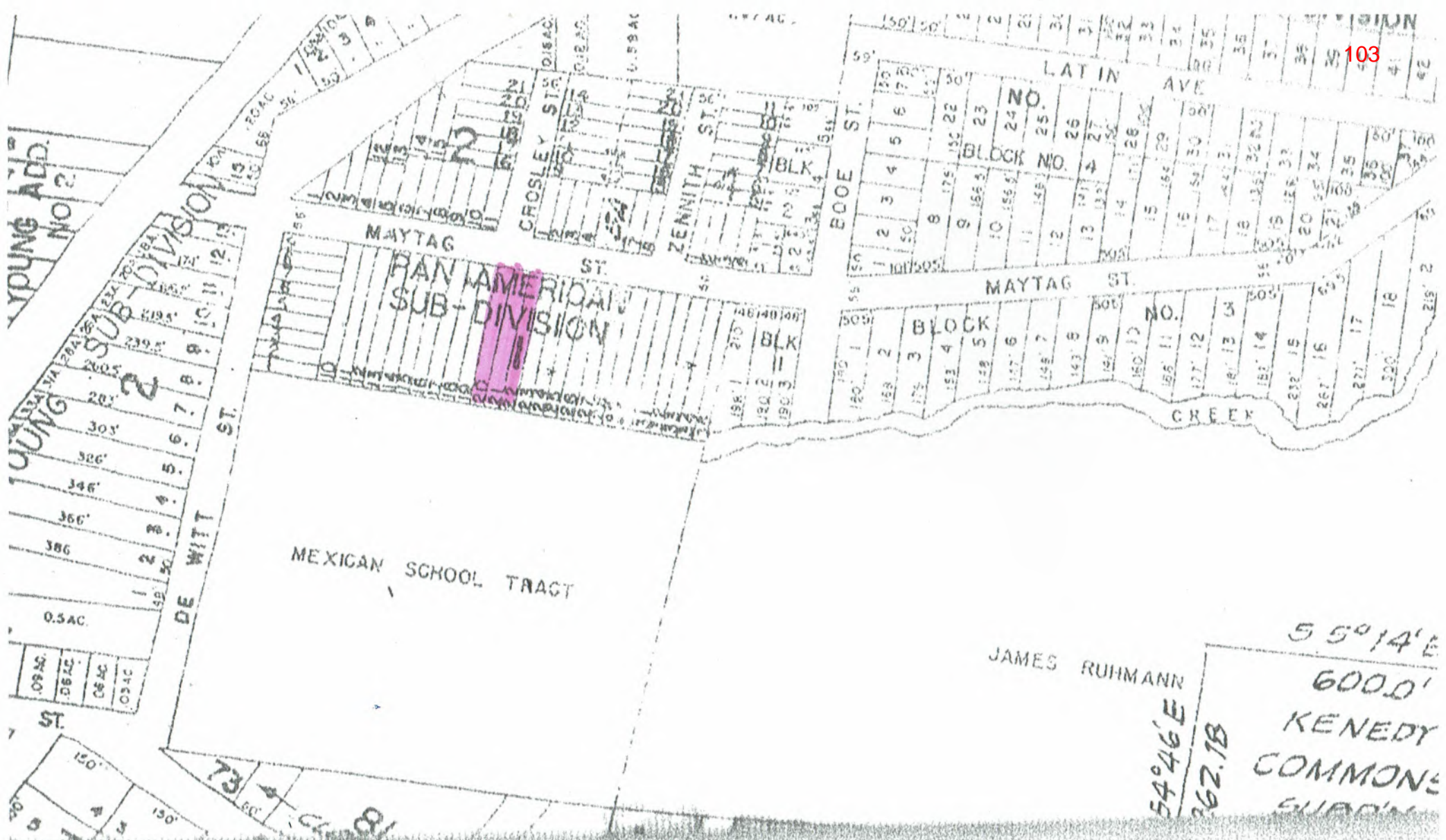


(IN FEET)
1 inch = 40 ft.

C. *Height and area regulations.* In the "MH-1" Manufactured Home District 1, the following requirements shall apply:

1. Floor space: Manufactured homes must have a minimum of 600 square feet of living area, exclusive of garage, porches and breezeways, and incidental storage areas. No horizontal dimension shall be less than 14 feet, except for original extensions or subsequent additions containing less than 50 percent of the total enclosed floor area.
2. Only one residential structure may be placed upon an approved lot.
3. Height: No building hereafter erected, reconstructed, altered, or enlarged shall exceed three and one-half stories nor shall it exceed 60 feet.
4. **Front yard:** There shall be a front yard of not less than 25 feet, or the front yard indicated on a city-approved subdivision plat as filed in the Karnes County Plat Records, whichever is greater. Corner lots shall have a minimum side yard of 15 feet on the second front yard, the yard generally parallel to the street with the greatest frontage, unless reversed frontage is approved by the administrative official. If a building line shown on a city-approved subdivision plat as filed in the Karnes County Plat Records is greater than 15 feet, then the platted building line shall be required on the second front yard. Garage doors and gates meant for vehicle use shall be located no closer than 20 feet from the right-of-way.
5. **Rear yard:** There shall be a rear yard having a depth of not less than 25 feet.
6. **Side yard:** Lots shall have a minimum side yard of five feet.
7. Width of lot: The width of a lot shall be a minimum of 60 feet at the building line, provided that where a lot of record and in separate ownership at the time of the passage of this chapter has less width than herein required, this chapter shall not prohibit the erection of a one-family dwelling.
8. Lot area: The minimum area of a lot shall be 7,000 square feet, providing that where a lot has less than herein required and was of record and in separate ownership at the time of passage of this chapter, this chapter shall not prohibit the erection of a one-family dwelling.
9. Maximum lot coverage: The maximum portion of the lot area, which may be covered by the main building and all accessory buildings, shall not exceed 40 percent.





CITY COUNCIL AGENDA
Regular Meeting: Tuesday, August 10, 2021

AGENDA ITEM: 13

Consideration and possible action in regard to Ordinance No. 21-10, an ordinance affecting participation of city employees in the Texas Municipal Retirement System granting the additional rights authorized by Section 854.202(g) of Title 8, Texas Government Code, as amended, and prescribing the effective date for the ordinance.

SUBMITTED BY: City Manager Linn



TEXAS MUNICIPAL RETIREMENT SYSTEM

ORDINANCE 21-10

AN ORDINANCE AFFECTING PARTICIPATION OF CITY EMPLOYEES IN THE TEXAS MUNICIPAL RETIREMENT SYSTEM GRANTING THE ADDITIONAL RIGHTS AUTHORIZED BY SECTION 854.202(g) OF TITLE 8, TEXAS GOVERNMENT CODE, AS AMENDED, AND PRESCRIBING THE EFFECTIVE DATE FOR THE ORDINANCE.

BE IT ORDAINED BY THE CITY COUNCIL OF THE CITY OF KENEDY, TEXAS:

Section 1. Pursuant to the provisions of Section 854.202(g) of Subtitle G of Title 8, Texas Government Code, as amended, which Subtitle shall herein be referred to as the "TMRS Act," the City of Kenedy, Texas, adopts the following provisions affecting participation of its employees in the Texas Municipal Retirement System (herein referred to as the "System"):

(a) Any employee of the City who is a member of the System is eligible to retire and receive a service retirement annuity if the member has at least 20 years of credited service in the System performed for one or more municipalities that have adopted a like provision under Section 854.202(g) of the TMRS Act.

(b) Prior to adopting this ordinance, the governing body of the City has: (1) prepared an actuarial analysis of member retirement annuities at 20 years of service; and (2) held a public hearing pursuant to the notice provisions of the Texas Open Meetings Act, Chapter 551, Texas Government Code.

(c) The rights hereinabove authorized shall be in addition to the plan provisions heretofore adopted and in force at the effective date of this ordinance pursuant to the TMRS Act.

Section 2. This ordinance shall become effective on the **first day of September, 2021.**

Passed and approved this the 10th day of August, 2021.

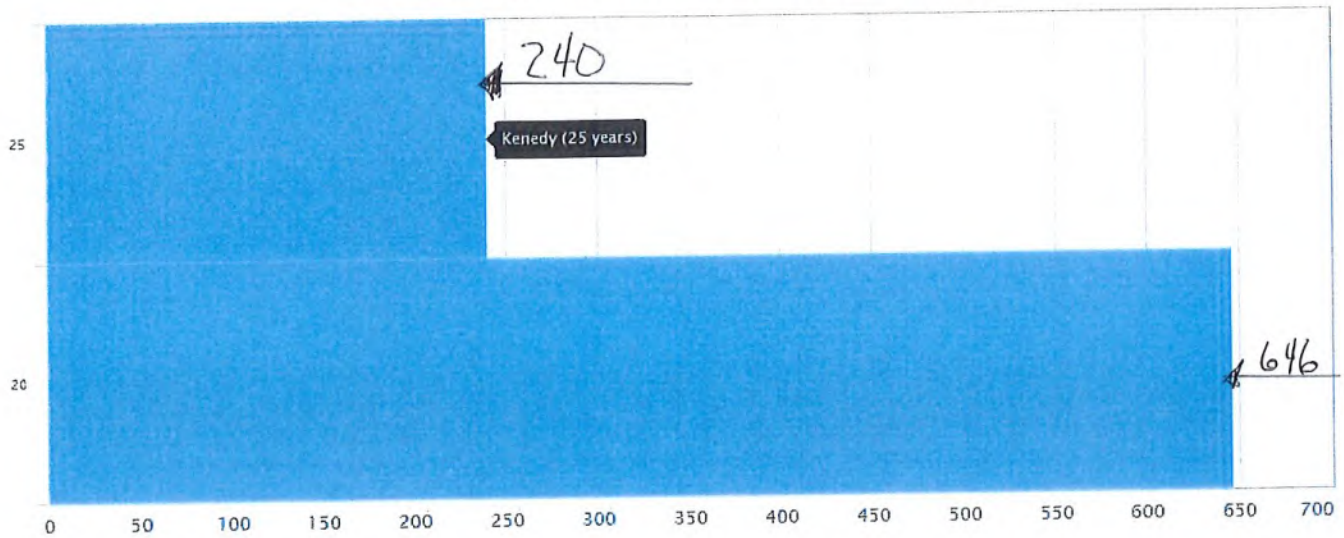
ATTEST:

APPROVED:

Ruby Beaven, City Secretary

Joe Baker, Mayor

TMRS Peer Comparison: Retirement Eligibility (2020) - Kenedy



886 total Municipalities

27.09% have 25 yr Retirement → Kenedy is here

72.91% have 20 yr Retirement

CITY COUNCIL AGENDA
Regular Meeting: Tuesday, August 10, 2021

AGENDA ITEM: 14

Consideration and possible action in regard to Ordinance No. 21-11, an ordinance authorizing and allowing, under the act governing the Texas Municipal Retirement System, “Updated Service Credits” in said system on an annual basis for service performed by qualifying members of such system who at the effective date of the allowance are members of the City of Kenedy; providing for increased prior and current service annuities for retirees and beneficiaries of deceased retirees of the city; providing for a change in the municipal contributions to the current service annuity reserve at retirement of the employees of the city; and establishing an effective date for the ordinance.

SUBMITTED BY: City Manager Linn



TMRS-Match USC T CPI R

TEXAS MUNICIPAL RETIREMENT SYSTEM**ORDINANCE 21-11**

AN ORDINANCE AUTHORIZING AND ALLOWING, UNDER THE ACT GOVERNING THE TEXAS MUNICIPAL RETIREMENT SYSTEM, "UPDATED SERVICE CREDITS" IN SAID SYSTEM ON AN ANNUAL BASIS FOR SERVICE PERFORMED BY QUALIFYING MEMBERS OF SUCH SYSTEM WHO AT THE EFFECTIVE DATE OF THE ALLOWANCE ARE MEMBERS OF THE CITY OF KENEDY; PROVIDING FOR INCREASED PRIOR AND CURRENT SERVICE ANNUITIES FOR RETIREES AND BENEFICIARIES OF DECEASED RETIREES OF THE CITY; PROVIDING FOR A CHANGE IN THE MUNICIPAL CONTRIBUTIONS TO THE CURRENT SERVICE ANNUITY RESERVE AT RETIREMENT OF THE EMPLOYEES OF THE CITY; AND ESTABLISHING AN EFFECTIVE DATE FOR THE ORDINANCE.

BE IT ORDAINED BY THE CITY COUNCIL OF THE CITY OF KENEDY, TEXAS:

Section 1. Authorization of Updated Service Credits.

(a) On the terms and conditions set out in Sections 853.401 through 853.404 of Subtitle G of Title 8, Government Code, as amended (hereinafter referred to as the "TMRS ACT"), each member of the Texas Municipal Retirement System (hereinafter referred to as the "System") who has current service credit or prior service credit in the System in force and effect on the 1st day of January of the calendar year preceding such allowance, by reason of service in the employment of the City, and on such date had at least 36 months of credited service with the System, shall be and is hereby allowed "Updated Service Credit" (as that term is defined in subsection (d) of Section 853.402 of the TMRS Act).

(b) On the terms and conditions set out in Section 853.601 of the TMRS Act, any member of the System who is eligible for Updated Service Credits on the basis of service with this City, who has unforfeited credit for prior service and/or current service with another participating municipality or municipalities by reason of previous service, and was a contributing member on the 1st day of January of the calendar year preceding such allowance, shall be credited with Updated Service Credits pursuant to, calculated in accordance with, and subject to adjustment as set forth in said Section 853.601, both as to the initial grant hereunder and all future grants under this ordinance.

(c) The Updated Service Credit hereby allowed and provided for shall be **100%** of the "base Updated Service Credit" of the member (calculated as provided in subsection (c) of Section 853.402 of the TMRS Act).

(d) Each Updated Service Credit allowed hereunder shall replace any Updated Service Credit, prior service credit, special prior service credit, or antecedent service credit previously authorized for part of the same service.

(e) In accordance with the provisions of subsection (d) of Section 853.401 of the TMRS Act, the deposits required to be made to the System by employees of the several participating departments on account of current service shall be calculated from and after the effective date of this ordinance on the full amount of such person's compensation as an employee of the City.

Section 2. Increase in Retirement Annuities.

(a) On terms and conditions set out in Section 854.203 of the TMRS Act, the City hereby elects to allow and to provide for payment of the increases below stated in monthly benefits payable by the System to retired employees and to beneficiaries of deceased employees of the City under current service annuities and prior service annuities arising from service by such employees to the City. An annuity increased under this Section replaces any annuity or increased annuity previously granted to the same person.

(b) The amount of the annuity increase under this Section is computed as the sum of the prior service and current service annuities on the effective date of retirement of the person on whose service the annuities are based, multiplied by **70%** of the percentage change in Consumer Price Index for All Urban Consumers, from December of the year immediately preceding the effective date of the person's retirement to the December that is 13 months before the effective date of this Section.

(c) An increase in an annuity that was reduced because of an option selection is reducible in the same proportion and in the same manner that the original annuity was reduced.

(d) If a computation hereunder does not result in an increase in the amount of an annuity, the amount of the annuity will not be changed hereunder.

(e) The amount by which an increase under this Section exceeds all previously granted increases to an annuitant is an obligation of the City and of its account in the Benefit Accumulation Fund of the System.

Section 3. Dates of Allowances and Increases. The initial allowance of Updated Service Credit and increase in retirement annuities hereunder shall be effective on **January 1, 2022**, subject to approval by the Board of Trustees of the System. An allowance of Updated Service Credits and an increase in retirement annuities shall be made hereunder on January 1 of each subsequent year until this ordinance ceases to be in effect under subsection (e) of Section 853.404 of the TMRS Act, provided that, as to such subsequent year, the actuary for the System has made the determination set forth in subsection (d) of Section 853.404 of the TMRS Act.

BE IT FURTHER ORDAINED:

Increased Municipal Contributions: That effective **January 1, 2022**, for each month of current service thereafter rendered by each of its employees who are members of the Texas Municipal Retirement System, the City elects to provide for each such member at the time of his or her retirement, a sum that is **200%** of such member's accumulated deposits for such month of employment; and said sum shall be a liability of the City's account in the Benefit Accumulation Fund.

Subject to approval by the Board of Trustees of the System, this ordinance shall be and become effective on the **1st day of January 2022**.

Passed and approved this the 10th day of August, 2021.


ATTEST:

APPROVED:

Ruby Beaven, City Secretary

Joe Baker, Mayor

TMRS Peer Comparison: of Employer Match (2020) – Kenedy



886 total Municipalities

$\frac{1}{3}$ of all Municipalities { 20.88% have 1:1 Match → KENEDY is currently here
 12.42% have 1.5:1 Match
 $\frac{2}{3}$ of all Municipalities { 66.70% have 2:1 Match



Plan Change Study

00686 Kenedy

GRID 2022

For Informational Purposes Only

Effective Date - January 1, 2022

Report Date - July 2, 2021

Proposed Plans

Plan Provisions

| | <u>Current</u> | <u>1</u> |
|------------------------------|------------------|------------------|
| Deposit Rate | 5.00% | 5.00% |
| Matching Ratio | 1 to 1 | 1 to 1 |
| Updated Service Credit | 100% (Repeating) | 100% (Repeating) |
| Transfer USC ** | Yes | Yes |
| Annuity Increase | 70% (Repeating) | 70% (Repeating) |
| 20 Year/Any Age Ret. | No | Yes |
| Vesting | 5 years | 5 years |
| Supplemental Death Benefit | A & R | A & R |
| <u>Contribution Rates</u> | <u>2022</u> | <u>2022</u> |
| Normal Cost Rate | 2.89% | 3.14% |
| Prior Service Rate | 0.56% | 0.66% |
| Retirement Rate | 3.45% | 3.80% |
| Supplemental Death Rate | 0.12% | 0.12% |
| Total Rate | 3.57% | 3.92% |
| Unfunded Actuarial Liability | \$225,226 | \$262,625 |
| Amortization Period | 20 years | 20 years |
| Funded Ratio | 93.5% | 92.5% |
| Phase-In Total Rate | N/A | N/A |
| Stat Max | 7.50% | 7.50% |
| Study Exceeds Stat Max | No | No |

**This is the addition to the Initial Prior Service Rate for USC for transfers. There were 4 eligible transfer employees on the valuation date.

CITY COUNCIL AGENDA
Regular Meeting: Tuesday, August 10, 2021

AGENDA ITEM: 15

Consideration and possible action in regard to Resolution 21-06, a resolution of the City Council of the City of Kenedy in support of an application for RMS, CSS-COVID 19 response plan; providing a repealing clause; providing for severability; and providing an effective date.

SUBMITTED BY: City Manager Linn

RESOLUTION NO. 21-06

A RESOLUTION OF THE CITY COUNCIL OF THE CITY OF KENEDY IN SUPPORT OF AN APPLICATION FOR RMS, CSS-COVID 19 RESPONSE PLAN; PROVIDING A REPEALING CLAUSE; PROVIDING FOR SEVERABILITY; AND PROVIDING AN EFFECTIVE DATE.

WHEREAS, THE City of Kenedy Texas finds it in the best interest of the citizens of Kenedy, Texas, that the Kenedy Police Department use the Citizens Self Reporting and Case Management software, and CCOVID-19 supplies; and

WHEREAS, the City of Kenedy agrees to provide applicable matching funds, if any, for said project as required by the Texas Criminal Justice Division Grant Application; and

WHEREAS, the City of Kenedy agrees that in the event of a loss or misuse of the Office of the Governor funds, the City of Kenedy assures all funds will be returned to the Office of the Governor in full; and

WHEREAS, the City of Kenedy designates the Mayor or City Manager as the grantees authorized official(s). the authority official(s) are given the power to apply for, accept, reject, alter, or terminate the grant on behalf of the applicant agency.

NOW THEREFORE, BE IT RESOLVED BY THE CITY COUNCIL OF THE CITY OF KENEDY, TEXAS THAT:

SECTION 1. The City of Kenedy approves submission of the grant application for the Citizens Self Reporting and Case Management Software in addition to funds for COVID-19 supplies; and designates the Mayor or City Manager as authorized official(s).

SECTION 2. Severability. It is hereby declared to be the intention of the City Council that the phrases, clauses, sentences, paragraphs, and sections of this resolution be severable, and, if any phrase, clause, sentence, paragraph, or section of this resolution shall be declared invalid by judgment or decree of any court of competent jurisdiction, such invalidity shall not affect any of the remaining phrases, clauses, sentences, paragraphs, or sections of this resolution and the remainder of this resolution shall be enforced as written.

SECTION 3. Repealer. This resolution shall be cumulative of all other resolutions of the City of Kenedy, and this resolution shall not operate to repeal or affect any other resolutions of the City except Resolution 20-16 or insofar as the provisions thereof might be inconsistent or in conflict with the provisions of this resolution, in which event such conflicting provisions, if any, are hereby repealed. The repeal or amendment of any resolution or part of resolutions effectuated by the enactment of this resolution shall not be construed as abandoning any action now pending under or by virtue of such resolution or as discontinuing, abating, modifying, or altering any penalty accruing or to accrue or as affecting any rights of the City of Kenedy under any section or provisions of any resolutions in effect at the time of passage of this resolution.

SECTION 4. That it is officially found, determined and declared that the meeting at which this Resolution is adopted was open to the public and public notice of the time, place, and subject matter of the public business to be considered at such meeting, including this resolution, was given, all as required by Chapter 551, as amended, Texas Government Code.

SECTION 5. Effective Date. This Resolution will take effect upon its adoption by the City Council.

PASSED and ADOPTED on the 10th day of August 2021.

CITY OF KENEDY:

Joe Baker, Mayor

ATTEST:

Ruby Beaven, City Secretary

Resolution 20-16

in support of

Application for RMS, CSS-Covid 19 Response Plan

WHEREAS the City of Kenedy Texas finds it in the best interest of the citizens of Kenedy, Texas, that the Kenedy police Department use the Citizen Self Reporting and Case Management software, and COVID-19 supplies; and


WHEREAS the City of Kenedy agrees to provide applicable matching funds if any, for said project as required by the Texas Criminal Justice Division Grant application; and

WHEREAS the City of Kenedy agrees that in the event of a loss or misuse of the Office of the Governor funds, the city of Kenedy assures all funds will be returned to the Office of the Governor in full; and


WHEREAS the City of Kenedy designates the Mayor as the grantees authorized official. The authority official is given the power to apply for, accept, reject, alter, or terminate the grant on behalf of the applicant agency.

NOW THEREFORE, BE IT RESOLVED that the City of Kenedy approves submission of the grant application for the Citizens Self reporting and Case Management software, in addition to funds for COVID-19 supplies.

Passed and Approved this 12th of May, 2020.



Mayor James Sutton Brandon Briones, Mayor Pro Tem



City Secretary Amanda Hines



Office of the Governor
Public Safety Office –CEO/Law Enforcement Certifications and Assurances Form

| | |
|--|-----------------|
| Entity Name: City of Kenedy | Date: 8-12-2020 |
| Agency/Department Name: Kenedy Police Department | |
| Name and Title of Chief Executive Officer: City Manager William Linn | |
| Name and Title of Head of Law Enforcement Agency: Chief Richard Ashe | |

Certification Required by CEO and Head of Law Enforcement Agency


In our respective capacities as chief executive officer of City of Kenedy ("Grantee") and as head of Kenedy Police Department ("Agency"), we hereby each certify that Grantee and Agency participate fully, and will continue to participate fully from the date of this certification until the later of August 31, 2022 or the end of the grant project period, in all aspects of the programs and procedures utilized by the U.S. Department of Homeland Security ("DHS") to: (1) notify DHS of all information requested by DHS related to illegal aliens in Agency's custody; and (2) detain such illegal aliens in accordance with requests by DHS.


We further certify that Grantee and Agency do not have, and will continue not to have until the later of August 31, 2022 or the end of the grant project period, any policy, procedure, or agreement (written or unwritten) that in any way limits or impedes Agency's receipt or DHS's issuance of detainer requests, or in any way limits or restricts Grantee's and Agency's full participation in all aspects of the programs and procedures utilized by DHS to: (1) notify DHS of all information requested by DHS related to illegal aliens in Agency's custody; and (2) detain such illegal aliens in accordance with requests by DHS.

Additionally, we certify that neither Grantee nor Agency have in effect, purport to have in effect, or are subject to or bound by any law, rule, policy, or practice (written or unwritten) that would: (1) require or authorize the public disclosure of federal law enforcement information in order to conceal, harbor, or shield from detection fugitives from justice or aliens illegally in the United States; or (2) impede federal officers from exercising authority under 8 U.S.C. § 1226(a), § 1226(c), § 1231(a), § 1357(a), § 1366(1), or § 1366(3).

Lastly, we certify that Grantee and Agency will comply with all provisions, policies, and penalties found in Chapter 752, Subchapter C of the Texas Government Code.

We acknowledge that failure to comply with this certification may result in OOG, in its sole discretion, terminating any grant made by OOG to Grantee, and that Grantee must return all funds received from OOG for any grant terminated under this certification. We further acknowledge that Grantee will remain ineligible for OOG funding until it provides satisfactory evidence that the jurisdiction has complied with this certification for at least one year.


Chief Executive Officer for Grantee


Head of Agency

CITY COUNCIL AGENDA
Regular Meeting: Tuesday, August 10, 2021

AGENDA ITEM: 16

Consideration and possible action regarding participation in the AEP LED Lighting replacement program and authorize the Mayor to enter into an agreement with AEP.

SUBMITTED BY: City Manager Linn

AEP TEXAS

TARIFF FOR ELECTRIC DELIVERY SERVICE

Applicable: Certified Service Area

Chapter: 6 Section: 6.1.1

Section Title: Delivery System Charges

Revision: Original Effective Date: May 29, 2020

6.1.1.1.6 LIGHTING SERVICE**6.1.1.1.6.1 MUNICIPAL STREET LIGHTING
SERVICE****AVAILABILITY**

This schedule is available only to municipalities, government agencies, colleges, universities and eleemosynary institutions for service to Company-owned and maintained street lighting fixtures installed upon request for the purpose of illuminating public streets, highways, parks, parking lots and campuses.

Service will be provided from Company's existing distribution system by means of Company-owned and maintained standard luminaries installed on Company's existing overhead distribution system wood poles. Costs for all added distribution facilities, ornamental poles, or ornamental fixtures, conforming to standard specifications and mutually satisfactory to both the Retail Customer and the Company, will be reimbursed to the Company by non-refundable payment and Retail Customer will not acquire any title in said facilities by reason of payment. Retail Customer will also be responsible for the cost of any associated circuit work.

The Retail Customer agrees to provide, at no cost to the Company, all required right-of-way together with tree trimming permits for installation of the system and any permit necessary to allow the Company the right to use highway, parkway, and street right-of-way for maintenance of the system. Service to mercury vapor lamps, metal halide lamps and incandescent lamps is available to existing service only.

TYPE OF SERVICE

Mercury Vapor, Metal Halide and Incandescent lamps will be closed to new installations; service will continue to be provided until those fixtures fail, replacement lamps are no longer available or service is otherwise terminated.

All street lights will burn out and/or dim over time, including LED luminaires. Thus the lumens delivered by a street light will vary over time and will vary from lamp to lamp and LED luminaire to luminaire.

MONTHLY RATE**I. Transmission and Distribution Charges:**

| | |
|-------------------|--------------------|
| Customer Charge | \$1.40 Per account |
| Facilities Charge | See chart |

AEP TEXAS
 TARIFF FOR ELECTRIC DELIVERY SERVICE
 Applicable: Certified Service Area
 Chapter: 6 Section: 6.1.1
 Section Title: Delivery System Charges
 Revision: Original Effective Date: May 29, 2020

Transmission System Charge \$0.00 per kWh

Distribution System Charge \$0.021093 per kWh

MUNICIPAL STREET LIGHTING FACILITIES RATE

| Description | AEP Rate Code Central/North/Sharyland | kWh | Lumens | Facilities Price |
|-----------------------------------|--|-----|---------|------------------|
| Mercury Vapor (See Note 1) | | | | |
| 100 Watt | 931 | 40 | 4,000 | \$5.18 |
| 175 Watt | 932 | 70 | 7,000 | \$5.87 |
| 400 Watt | 935 | 145 | 20,000 | \$9.62 |
| Metal Halide (See Note 2) | | | | |
| 150 Watt (See Note 3) | 959 | 65 | 12,000 | \$8.47 |
| 175 Watt | 960//993 | 75 | 14,000 | \$8.47 |
| 250 Watt | 961 | 105 | 20,500 | \$8.72 |
| 400 Watt | 962/965/994 | 155 | 36,000 | \$9.19 |
| 1000 Watt | 966 | 367 | 110,000 | \$9.36 |
| Low Pressure Sodium | | | | |
| 35 Watt (a) (b) | 940 | 24 | 4,800 | \$11.29 |
| 55 Watt (a) | 941 | 28 | 8,000 | \$11.44 |
| 90 Watt (a) | 942 | 44 | 13,500 | \$13.53 |
| High Pressure Sodium | | | | |
| 70 Watt | 944 | 28 | 5,800 | \$5.21 |
| 100 Watt | 945 | 39 | 10,000 | \$5.32 |
| 150 Watt | 946//990 | 57 | 15,000 | \$5.47 |
| 250 Watt | 947//991 | 104 | 27,500 | \$7.66 |
| 400 Watt | 949//992 | 155 | 50,000 | \$8.31 |
| 1000 Watt | 955 | 367 | 140,000 | \$7.02 |
| LED | | | | |
| 20-60 Watt | 980 | 14 | | \$6.03 |
| 61-100 Watt | 981 | 29 | | \$6.13 |
| 120-160 Watt | 982 | 46 | | \$8.96 |
| 200-240 Watt | 983 | 73 | | \$10.95 |
| 40-80 Watt Open Bottom | 984 | 19 | | \$5.48 |
| 130-170 Watt Floodlight | 985 | 50 | | \$15.24 |

AEP TEXAS

TARIFF FOR ELECTRIC DELIVERY SERVICE

Applicable: Certified Service Area

Chapter: 6 Section: 6.1.1

Section Title: Delivery System Charges

Revision: Original Effective Date: May 29, 2020

-
- (a) Available in Brewster, Jeff Davis, Presidio and Reeves Counties only.
 (b) Additional lights not available after 7-21-89.

Note 1: Effective January 30, 2008, Mercury Vapor lights will be no longer available for new installations or for repair or replacement of existing units.

Note 2: Metal Halide lamps are closed to new installations; service will continue to be provided until those fixtures fail, replacements lamps are no longer available or service is otherwise terminated.

Note 3: Effective September 28, 2009, the 150 Watt Metal Halide light will be no longer available for new installations or for repair or replacement of existing units.

***II. Transition Charge:** See Riders TC-2 6.1.1.2.1.1 and TC-3 6.1.1.2

***III. Nuclear Decommissioning Charge:** See Rider NDC 6.1.1.3.1

IV. Transmission Cost Recovery Factor: See Rider TCRF 6.1.1.4.1.1

V. Other Charges or Credits:

A. Distribution Cost Recovery Factor See Rider DCRF 6.1.1.4.4.1

B. Income Tax Refund Rider See Rider ITR 6.1.1.4.6.

***C. System Restoration Charge** See Rider SRC 6.1.1.4.7.1

***D. ADFIT Credit** See Rider ADFIT 6.1.1.4.8

E. Regulatory Asset Recovery See Rider RAR 6.1.1.4.10

F. Capital Reconciliation Rider See Rider CRR 6.1.1.4.11

***Only Applicable to customers served in the area previously served by AEP Texas Central Company. Not applicable to customers served in the former AEP Texas North Company service area or the former Oncor McAllen/Mission service area associated with Docket 49402.**

AEP TEXAS
TARIFF FOR ELECTRIC DELIVERY SERVICE
Applicable: Certified Service Area
Chapter: 6 Section: 6.1.1
Section Title: Delivery System Charges
Revision: Original Effective Date: May 29, 2020

COMPANY-SPECIFIC APPLICATIONS

The Company will furnish to the Retail Customer, street light facilities for the operation from dusk to dawn of street lights served under this Tariff.

In the case where the lighting service is provided utilizing underground circuit(s), the Retail Customer will provide all trenching and back-filling necessary for the installation of the circuit(s).

The Company will, upon request of Retail Customer, relocate, remove, or change any of its facilities used in rendering service hereunder insofar as it may be practical and permissible, or will render service under any other street lighting service rate offered by the Company provided Retail Customer pays to Company, prior to the time such change is made or such different street lighting service is rendered, all costs incurred by Company in making the change, including an amount equal to the unamortized investment in the converted or replaced facilities, less the salvage value of the existing facilities.

If an outage of a street light occurs, Retail Customer shall notify the Company promptly of such outage and Company will be allowed three (3) business days after such outage has been reported in which to restore the lamp to service. If Company fails to restore any lamp which it is obligated to maintain service to within three (3) business days after official notice from Retail Customer of the outage, Retail Customer shall be entitled to a credit for the pro rata cost or charge by Company for such lamp for the period of time it remained out after the report of the outage by the Retail Customer.

In the event that a lighting service is being provided in an area where it is subject to vandalism, the Retail Customer will be responsible for reimbursing the Company for all costs of maintaining the light(s), and if the vandalism is severe enough, in the Company's sole opinion, lighting service under this Tariff may be refused or terminated.

Transmission Service will be furnished by the Transmission Service Providers (TSPs) and not the Company. The Company provides only the billing function for TSPs.

LED FIXTURES

At this time there is not an LED replacement option for all existing Lamp Types. The rate at which LED lights are converted will be at the sole discretion of the Company, may be based upon a negotiated deployment schedule, and will reflect, at a minimum, the capital requirements associated with the project, any customer required contribution in aid of construction, the physical capability to replace/install the LED lights, and the availability of manufacturers to supply the requested LED luminaires.

AEP TEXAS

TARIFF FOR ELECTRIC DELIVERY SERVICE

Applicable: Certified Service Area

Chapter: 6 Section: 6.1.1

Section Title: Delivery System Charges

Revision: Original Effective Date: May 29, 2020

LED lights are an emerging technology with no established industry standard. By choosing an LED lighting option, Retail Customer acknowledges this fact and accepts that there will be variances between LED light luminaires. Such variances may reflect, at a minimum: luminaire physical appearance, differing levels of lumens, watts, and monthly kWh. Retail Customer shall not hold Company liable for any variations in LED light luminaire performance from the target average specifications stated in this rate schedule nor for how LED street light luminaires evolve over time in comparison to earlier variants. The Initial Lumen and Watt levels shown in the table above for LED lights reflect a target average lumen output and a target average wattage level and may not be representative of any particular LED luminaire. The Monthly KWH level shown in the table above for LED lights reflects a target average KWH level and may not be representative of any particular LED luminaire.

NOTICE

This rate schedule is subject to the Company's Tariff and Applicable Legal Authorities.

Dear AEP Texas,

The [REDACTED], has reviewed the Traditional Street Light and Alternative AEP LED Street light chart. We hereby authorize AEP Texas to replace on failure any existing active street light with the alternative AEP LED Street Light, accordingly.

LED Lighting Options

| Traditional Street Light | | | | Alternative AEP LED Streetlight | | | |
|--------------------------|-----|----------------|-------------------------|---------------------------------|-----|----------------|-------------------------|
| Fixture | kWh | Fixture Charge | Total Charge per month* | Fixture | kWh | Fixture Charge | Total Charge per month* |
| 100 W MV | 40 | \$5.18 | \$8.38 | 20-60 W LED (43 W) | 14 | \$6.03 | \$7.15 |
| 175 W MV | 70 | \$5.87 | \$11.47 | 61-100 W LED (71 W) | 29 | \$6.13 | \$8.45 |
| 400 W MV | 145 | \$9.62 | \$21.22 | 120-160 W LED (122 W) | 46 | \$8.96 | \$12.64 |
| | | | | | OR | | |
| | | | | 200-240 W LED (194 W) | 73 | \$10.95 | \$16.79 |
| | | | | | | | |
| 150 W MH | 65 | \$8.47 | \$13.67 | 61-100 W LED (71 W) | 29 | \$6.13 | \$8.45 |
| 175 W MH | 75 | \$8.47 | \$14.47 | 61-100 W LED (71 W) | 29 | \$6.13 | \$8.45 |
| 250 W MH | 105 | \$8.72 | \$17.12 | 120-160 W LED (122 W) | 46 | \$8.96 | \$12.64 |
| 400 W MH | 155 | \$9.19 | \$21.59 | 200-240 W LED (194 W) | 73 | \$10.95 | \$16.79 |
| 1000 W MH | 367 | \$9.36 | \$38.72 | N/A | | | |
| | | | | | | | |
| 70 W HPS | 28 | \$5.21 | \$7.45 | 20-60 W LED (43 W) | 14 | \$6.03 | \$7.15 |
| 100 W HPS | 39 | \$5.32 | \$8.44 | 20-60 W LED (43 W) | 14 | \$6.03 | \$7.15 |
| 150 W HPS | 57 | \$5.47 | \$10.03 | 61-100 W LED (71 W) | 29 | \$6.13 | \$8.45 |
| 250 W HPS (Cobra) | 104 | \$7.66 | \$15.98 | 120-160 W LED (122 W) | 46 | \$8.96 | \$12.64 |
| 250 W HPS (Flood) | 104 | \$7.66 | \$15.98 | 130-170W LED (146 W) | 50 | \$15.24 | \$19.24 |
| 400 W HPS | 155 | \$8.31 | \$20.71 | 200-240 W LED (194 W) | 73 | \$10.95 | \$16.79 |
| 1000 W HPS | 367 | \$7.02 | \$36.38 | N/A | | | |

*Assumes a Combined REP and TDU kWh Charge of \$0.08.

Customer acknowledges that AEP Texas does not provide street lighting design services, and that AEP Texas will only place replacement LED lights where instructed by Customer, to the extent it can do so consistent with Good Utility Practice. If a replacement LED light cannot be placed where Customer has instructed, AEP Texas will inform Customer, and Customer must provide AEP Texas an acceptable alternative location. Customer further acknowledges that the light pattern of replacement LED street lights may differ from the light pattern of Customer's existing street lights.

Photo metrics are available, upon request.

Signature: [REDACTED]

Date: [REDACTED]

Title: [REDACTED]

Forward street light request to AEP Texas' Unmetered department at UNMETERED@AEP.COM



July 13, 2021

William Linn, City Manager
City of Kenedy
303 W Main St
Kenedy, TX 78119

Dear Mr. Linn,

On June 1, 2020, AEP Texas began offering LED lighting as an option for streetlights in its cities and communities. AEP Texas will continue to offer its High Pressure Sodium (HPS) lighting options for new or replacement service.

While we do not advocate one choice over another, LED lighting does offer some advantages: 1) longer life; 2) better color rendition 3) more lumens (brightness) per watt; and 4) lower kilowatt-hour usage. The photo shown below on the left features light provided by a typical 250 watt HPS light at 9 p.m. this month. The photo on the right shows the light provided by a comparable LED light at the same time the following evening.



There is no charge to replace an existing light upon failure of the fixture; however, the cost to convert a functioning light to LED will be \$137.86. **Please note that replacement cost is covered only if the fixture fails. The replacement cost is not covered for failure of either the lamp or photocell.**

The attachment features a spreadsheet giving a breakout of the cost per kilowatt-hour charge of the various LED options. Please note the monthly charge was calculated assuming a combined TDU/REP rate of \$.08/kWh. Your results may vary. AEP Texas does not provide street lighting design services, and the color and light patterns will differ between HPS and LED street lights; however, LED/HPS photometric charts are available for your review.

At this time, there is not an LED replacement option for all existing lamp types. The deployment schedule for conversion will be negotiated with cities and communities requesting the conversion to LED lights. Factors that could affect the timing include capital requirements associated with the conversion, physical capability to replace or install the LED lights and the availability of the LED options selected.

Sincerely,

Vee Strauss
AEP Texas

Municipal Street Lighting

| Traditional Street Light | | | | Alternative AEP LED Streetlight | | | | |
|--------------------------|-----|------------------|---------|---------------------------------|-----|------------------|---------|------------|
| | | Total Charge per | | | | Total Charge per | | |
| Fixture | kWh | Fixture Charge | month | Fixture | kWh | Fixture Charge | month | Catalog ID |
| 100 W MV | 40 | \$5.18 | \$8.38 | 20-60 W LED (43 W) | 14 | \$6.03 | \$7.15 | 710055914 |
| 175 W MV | 70 | \$5.87 | \$11.47 | 61-100 W LED (71 W) | 29 | \$6.13 | \$8.45 | 710056116 |
| 400 W MV | 145 | \$9.62 | \$21.22 | 120-160 W LED (122 W) | 46 | \$8.96 | \$12.64 | 710055915 |
| | | | | OR | | | | |
| | | | | 200-240 W LED (194 W) | 73 | \$10.95 | \$16.79 | 710055916 |
| 150 W MH | 65 | \$8.47 | \$13.67 | 61-100 W LED (71 W) | 29 | \$6.13 | \$8.45 | 710056116 |
| 175 W MH | 75 | \$8.47 | \$14.47 | 61-100 W LED (71 W) | 29 | \$6.13 | \$8.45 | 710056116 |
| 250 W MH | 105 | \$8.72 | \$17.12 | 120-160 W LED (122 W) | 46 | \$8.96 | \$12.64 | 710055915 |
| 400 W MH | 155 | \$9.19 | \$21.59 | 200-240 W LED (194 W) | 73 | \$10.95 | \$16.79 | 710055916 |
| 1000 W MH | 367 | \$9.36 | \$38.72 | N/A | | | | |
| 70 W HPS | 28 | \$5.21 | \$7.45 | 20-60 W LED (43 W) | 14 | \$6.03 | \$7.15 | 710055914 |
| 100 W HPS | 39 | \$5.32 | \$8.44 | 20-60 W LED (43 W) | 14 | \$6.03 | \$7.15 | 710055914 |
| 150 W HPS | 57 | \$5.47 | \$10.03 | 61-100 W LED (71 W) | 29 | \$6.13 | \$8.45 | 710056116 |
| 250 W HPS (Cobra) | 104 | \$7.66 | \$15.98 | 120-160 W LED (122 W) | 46 | \$8.96 | \$12.64 | 710055915 |
| 250 W HPS (Flood) | 104 | \$7.66 | \$15.98 | 130-170W LED (146 W) | 50 | \$15.24 | \$19.24 | 710055912 |
| 400 W HPS | 155 | \$8.31 | \$20.71 | 200-240 W LED (194 W) | 73 | \$10.95 | \$16.79 | 710055916 |
| 1000 W HPS | 367 | \$7.02 | \$36.38 | N/A | | | | |

Requests to replace an existing HPS fixture with an LED fixture will require a \$137.86 up-front charge

Total charge is based a combined REP and TDU kWh charge of \$.08

\$ 0.08

Non-Roadway Lighting (replacement only-closed to new installations)

| <u>Traditional Non-Roadway Lighting</u> | | | | <u>Alternative AEP LED Non-Roadway Lighting</u> | | | | |
|---|-----|----------------|------------------------|---|-----|----------------|------------------------|------------|
| Fixture | kWh | Fixture Charge | Total Charge per month | Fixture | kWh | Fixture Charge | Total Charge per month | Catalog ID |
| 175 W MV | 70 | \$4.63 | \$10.23 | 61-100 W LED (71 W) | 29 | \$6.13 | \$8.45 | 710056116 |
| | | | | OR | | | | |
| | | | | 40-80 W LED (57 W)* | 19 | \$5.48 | \$7.00 | 710055856 |
| 400 W MV | 145 | \$5.74 | \$17.34 | 120-160 W LED (122 W) | 46 | \$8.96 | \$12.64 | 710055915 |
| | | | | OR | | | | |
| | | | | 200-240 W LED (194 W) | 73 | \$10.95 | \$16.79 | 710055916 |
| | | | | | | | | |
| 70 W HPS | 28 | \$2.71 | \$4.95 | 20-60 W LED (43 W) | 14 | \$6.03 | \$7.15 | 710055914 |
| 100 W HPS | 39 | \$4.51 | \$7.63 | 20-60 W LED (43 W) | 14 | \$6.03 | \$7.15 | 710055914 |
| 150 W HPS | 57 | \$4.51 | \$9.07 | 61-100 W LED (71 W) | 29 | \$6.13 | \$8.45 | 710056116 |
| 250 W HPS | 104 | \$4.98 | \$13.30 | 120-160 W LED (122 W) | 46 | \$8.96 | \$12.64 | 710055915 |
| <u>Flood Lighting</u> | | | | | | | | |
| 100 W HPS | 39 | \$4.51 | \$7.63 | N/A | | | | |
| 150 W HPS | 63 | \$4.51 | \$9.55 | N/A | | | | |
| 250 W HPS | 104 | \$4.98 | \$13.30 | 130-170W LED (146 W) | 50 | \$15.24 | \$19.24 | 710055912 |
| 400 W HPS | 155 | \$5.26 | \$17.66 | 130-170W LED (146 W) | 50 | \$15.24 | \$19.24 | 710055912 |
| 1000 W HPS | 367 | \$6.93 | \$36.29 | N/A | | | | |
| | | | | | | | | |
| 250 W MH | 105 | \$6.50 | \$14.90 | 130-170W LED (146 W) | 50 | \$15.24 | \$19.24 | 710055912 |
| 400 W MH | 155 | \$6.98 | \$19.38 | 130-170W LED (146 W) | 50 | \$15.24 | \$19.24 | 710055912 |
| 1000 W MH | 367 | \$8.30 | \$37.66 | N/A | | | | |

* Open Bottom fixture

Requests to replace an existing HPS fixture with an LED fixture will require a \$137.86 up-front charge

Total charge is based a combined REP and TDU kWh charge of \$.08

\$ 0.08

CITY COUNCIL AGENDA
Regular Meeting: Tuesday, August 10, 2021

AGENDA ITEM: 17

Consideration and possible action in regard to establishing a date and time to conduct a workshop for the purpose of discussing items related to modifying the operations and maintenance agreement between the City of Kenedy and San Antonio River Authority for the Escondido Creek Parkway and possible future changes to the ownership and/or lease of the property as a way to ensure the long-term care and maintenance of the park.

SUBMITTED BY: City Manager Linn

CITY COUNCIL AGENDA
Regular Meeting: Tuesday, August 10, 2021

AGENDA ITEM: 18

Items to consider for placement on future agendas.

SUBMITTED BY: Governing Body, City Manager Linn, City Attorney

Note: Intentionally Left Blank

CITY COUNCIL AGENDA
Regular Meeting: Tuesday, August 10, 2021

AGENDA ITEM: 19

Announcements of Community interest and/or upcoming events.

SUBMITTED BY: Governing Body, City Manager Linn, City Secretary

Note: Intentionally Left Blank