

February 8th, 2022

City Manager Report

Operations

- Food truck “pilot” program
 - Identify 2 or 3 food trucks w/o a physical location in Kenedy with non-competing offerings to other food trucks and brick and mortar establishments.
 - @ C.H. for easy observation
 - Minimal fee to offset any potential increase in City expenses--\$50 per month reasonable keep expense margin low for sm. business.
 - Test to see if a more permanent food truck park is justifiable.
 - Bring new businesses to town
 - Expansion into a “Farmers market” type event @ C.H. (cs)
 - Looking at several sites for more permanent location (craig, rialto, park)
 - All participants in “pilot program” will move off C.H. site once permanent location is established.
- Spoke with Mr. Obledo (S.A. Food Bank) around 27th of January.
 - Councilman Douglas facilitated the connection and meeting.
 - Offered bottled water if we needed during the Boil Water Notice resulting from the 10in H2O line leak on CR 166.
 - Councilman Douglas suggested that Kenedy and SAFB partner to conduct a qtrly food distribution in Kenedy in addition to the mnthly one at the show barn—Mr. Obledo was very receptive to the idea.
- Met with Mr. Brimhall of Abundant Solar to discuss partnering with his organization for the construction and implementation of EV charging stations at the Craig St. site. Once his designs are complete, he and I will reconvene and then see what direction we need to proceed.

Projects

- East Main
 - City walk through was performed and many cracks were noticed. It was decided to have Mr. Hernandez inform the contractor that the cracks needed properly repaired and several sections needed to be completely pulled out and replaced.
- TDA CDBG Sewer Line Grant
 - Contracts have been signed and a pre-construction meeting is scheduled for Thursday 2/10/22 at 1:30 pm.
- Carrizo Water Line—GLO Haz Mit Grant
 - All start-up documents have been filed with the GLO and the Environmental survey is the next phase of the project to commence. Upon approval of the Environmental survey, the GLO will issue the AUGF and other phases will be able to commence.
- Convention Center
 - Architect has completed the revisions and a workshop just need to be scheduled to review and garner input.
- 8” Water Line Extension
 - Walk through with the engineer has been complete and there are a few items the engineer noted that needed to be resolved prior to labeling the project complete.



Public Works Report

Summary of Activities for January 2022

Summary of task below are in conjunction with routine task performed by field staff in providing water & wastewater treatment, maintenance.

Management Activities:

- Andrew Gilley Resigned 1/7/2022
- Completed separation notice for Andrew Gilley
- Completed separation notice for Maria Urrutia
- Dustin DeDear was terminated 1/14/2022
- Completed separation notice for Dustin DeDear
- Hired Joel Hinojosa 1/24/2022

Projects:

- 8" water line 100% complete
- Bore at Karnes street complete.
- Waco/ Live Oak sewer line project awarded

Notes:

- Checked on graffiti at convention center building

Training Activities

INFORMATIONAL MORNING MEETINGS ABOUT WHAT WE DO AND WHY WE DO IT

- No training activities for this month.

The reports listed above are included in your packet and compiled by the department Supervisor's

SUMMARY:

1. Public Works activity report (Gary Paredes)
2. Water MOR (Hector Salinas)
3. Water Loss report (Gary Paredes)
4. Water Stage Restrictions (Gary Paredes)
5. Field Operations report (Service orders (Gary Paredes)
6. Wastewater Treatment plant report (Mark Garcia)
7. SSO's (Mark Garcia)

Gary Paredes
Public Works Director

TEXAS COMMISSION ON ENVIRONMENTAL QUALITY

MONTHLY REPORT

WATER WORKS OPERATION FOR
GROUND WATER SUPPLIES

(1) NAME OF SYSTEM - CITY OF KENEDY

(1a) WATER SYSTEM I.D. NO. - 1280002

COUNTY OF KARNES

MONTH OF JANUARY 2022

Day of Week	Pumpage to Distribution System				(6) Disinfection LBS>/DAY	(7) Corrosion Control	(8) Taste/ Odor Control	(9) Fluoride Residuals
	(2) Direct from Wells to Plant	(3) From Ground Storage to Distribution System	(4) Purchased from Others	(5) Total Pumpage to Distribution				
1	1,410,000	1,267,550		1,267,550	26			
2	1,402,000	981,806		981,806	17			
3	1,380,000	1,130,778		1,130,778	20			
4	1,475,000	1,101,061		1,101,061	24			
5	1,470,000	1,090,578		1,090,578	24			
6	1,598,000	1,226,194		1,226,194	23			
7	1,271,000	1,113,972		1,113,972	21			
8	1,541,000	1,068,717		1,068,717	18			
9	1,526,000	1,183,600		1,183,600	27			
10	1,407,000	1,194,294		1,194,294	22			
11	1,537,000	1,179,744		1,179,744	23			
12	1,749,000	1,285,417		1,285,417	26			
13	1,607,000	1,332,522		1,332,522	24			
14	1,591,000	1,072,928		1,072,928	26			
15	1,693,000	1,402,428		1,402,428	33			
16	1,659,000	1,286,222		1,286,222	26			
17	1,680,000	1,005,761		1,005,761	25			
18	1,663,000	1,410,917		1,410,917	25			
19	1,683,000	1,256,028		1,256,028	26			
20	1,506,000	1,288,717		1,288,717	23			
21	1,789,000	1,443,261		1,443,261	28			
22	1,824,000	1,196,928		1,196,928	27			
23	1,785,000	1,245,511		1,245,511	28			
24	1,490,000	1,144,261		1,144,261	24			
25	1,804,000	1,317,772		1,317,772	22			
26	1,803,000	1,141,439		1,141,439	22			
27	1,614,000	1,760,000		1,760,000	30			
28	1,899,000	1,494,617		1,494,617	26			
29	1,803,000	1,295,306		1,295,306	34			
30	1,676,000	1,286,189		1,286,189	30			
31	2,151,000	1,326,194		1,326,194	25			
Total	50,486,000	38,530,712		38,530,712	775			
Avg.	1,628,581	1,242,926		1,242,926	25			
Max.	2,151,000	1,760,000		1,760,000	34			
Min.	1,271,000	981,806		981,806	17			

No. Of Active Services (10) - 1,614 Meters Chemical Analysis (11) 1-01-2021
3,133 Connections

Dates and Results of Bacteriological Analysis (12) - January 19, 2022 / 7 Samples submitted - All O.K.

Reservoirs of Tanks Checked - JULY 12, 2021

Dead Ends Flushed (14) - 23

General Remarks (15) -

Submitted By (16) _____ Certificate No. and Class (17) WG0015819 Class C - Ground Water

Report prepared by Hector Salinas & Austin Bryan on 01-31-2022

**WATER LOSS REPORT**

(BASED ON BILLING CYCLE - December 2021 - January 2022)

	LEAKS	Gallons	
WATER PRODUCED FROM WELLS:	47,370,000	1	26,658
WATER PUMPED INTO DISTRIBUTION SYSTEM	37,914,000	2	7,278
WATER ACCOUNTED FOR AT METERS THROUGH BILLING:	25,457,300	3	15,496
WATER UNACCOUNTED FOR THROUGH READINGS AND BILLINGS:	9,456,000	4	2,500
		5	100
Un-METERED WATER (AUTHORIZED)		6	44,811
FIRE DEPARTMEN USE:	1,500	7	117,976
SEWER DEPARTMENT USE:	1,500	8	496,200
UNBILLED CONSUMPTION:	0	9	1,310
TOTAL UN-METERED WATER (AUTHORIZED):	3,000	10	8,404
		11	33,632
METERED (COMMERCIAL / OTHER)		12	7,861
BULK WATER:	0	13	
CONTRACTOR:	0	14	
FLUSHED LINES:	95,280	15	
WATER ACCOUNTED FOR IN STORAGE AND LINES:	3,465,248	16	
WATER LEAKS		17	
NUMBER OF WATER LEAKS:	12	18	
WATER LEAK WATER LOSS ESTIMATES:	762,226	19	
		20	
TOTAL OF WATER ACCOUNTED FOR:	42,239,754	21	
WATER LOSS:	5,130,246	22	
WATER LOSS PERCENT:	10.83%	TOTAL	762,226

MONTH	Total Water to Distribution	Total Ro Production per day 1704 gpm	Stage I 65%	Stage II 75 %	Stage III 85%	Stage IV 90%
Jan-22						
1	1,267,550	2,453,760	1,594,944	1,840,320	2,085,696	2,208,384
2	981,806	2,453,760	1,594,944	1,840,320	2,085,696	2,208,384
3	1,130,778	2,453,760	1,594,944	1,840,320	2,085,696	2,208,384
4	1,101,061	2,453,760	1,594,944	1,840,320	2,085,696	2,208,384
5	1,090,578	2,453,760	1,594,944	1,840,320	2,085,696	2,208,384
6	1,226,194	2,453,760	1,594,944	1,840,320	2,085,696	2,208,384
7	1,113,972	2,453,760	1,594,944	1,840,320	2,085,696	2,208,384
8	1,068,717	2,453,760	1,594,944	1,840,320	2,085,696	2,208,384
9	1,183,600	2,453,760	1,594,944	1,840,320	2,085,696	2,208,384
10	1,194,294	2,453,760	1,594,944	1,840,320	2,085,696	2,208,384
11	1,179,744	2,453,760	1,594,944	1,840,320	2,085,696	2,208,384
12	1,285,417	2,453,760	1,594,944	1,840,320	2,085,696	2,208,384
13	1,332,522	2,453,760	1,594,944	1,840,320	2,085,696	2,208,384
14	1,072,928	2,453,760	1,594,944	1,840,320	2,085,696	2,208,384
15	1,402,428	2,453,760	1,594,944	1,840,320	2,085,696	2,208,384
16	1,286,222	2,453,760	1,594,944	1,840,320	2,085,696	2,208,384
17	1,005,761	2,453,760	1,594,944	1,840,320	2,085,696	2,208,384
18	1,410,917	2,453,760	1,594,944	1,840,320	2,085,696	2,208,384
19	1,256,028	2,453,760	1,594,944	1,840,320	2,085,696	2,208,384
20	1,288,717	2,453,760	1,594,944	1,840,320	2,085,696	2,208,384
21	1,443,261	2,453,760	1,594,944	1,840,320	2,085,696	2,208,384
22	1,196,928	2,453,760	1,594,944	1,840,320	2,085,696	2,208,384
23	1,245,511	2,453,760	1,594,944	1,840,320	2,085,696	2,208,384
24	1,144,261	2,453,760	1,594,944	1,840,320	2,085,696	2,208,384
25	1,317,772	2,453,760	1,594,944	1,840,320	2,085,696	2,208,384
26	1,141,439	2,453,760	1,594,944	1,840,320	2,085,696	2,208,384
27	1,760,000	2,453,760	1,594,944	1,840,320	2,085,696	2,208,384
28	1,494,617	2,453,760	1,594,944	1,840,320	2,085,696	2,208,384
29	1,295,306	2,453,760	1,594,944	1,840,320	2,085,696	2,208,384
30	1,286,189	2,453,760	1,594,944	1,840,320	2,085,696	2,208,384
31	1,326,194	2,453,760	1,594,944	1,840,320	2,085,696	2,208,384
	38,530,712					

FIELD OPERATIONS REPORT FYI 2021 - 2022

	OCT. 2021	NOV. 2021	DEC. 2021	JAN. 2022	FEB. 2022	MAR. 2022	APR. 2022	MAY 2022	JUN. 2022	JUL. 2022	AUG. 2022	SEP. 2022	ANNUAL TOTALS
WATER REPORT													
Accumulated Water WOs	276	277	58	191	0	0	0	0	0	0	0	0	802
READ METER	21	20	20	24									85
REREADS	134	148	0	140									422
PROFILES	4	3	0	1									8
REPLACE MTR / ACCURATE	5	3	1	0									9
TRANSFERS	2	0	2	4									8
METER TURN ON / OFF	58	52	14	14									138
TAPS / NEW SERVICE	1	1	0	1									3
CSI / BPAT'S	15	8	1	1									25
MISC WORK	36	42	20	6									104
TOTAL WATER CALLS	276	277	58	191	0	0	0	0	0	0	0	0	802
Accumulated Taps	1	2	2	3	3	3	3	3	3	3	3	3	3
ROUTINE MAINTENANCE													
Accumulated MAINT WOs	163	214	147	129	0	0	0	0	0	0	0	0	653
CHECK WATER PLANTS	31	31	31	31									124
TAKE FIELD RESIDUAL	31	31	31	31									124
CHECK FOR LOW PRESSURE	5	4	2	2									13
FLUSH LINES	28	28	28	28									112
SAMPLES	25	36	25	25									111
BOIL WATER NOTICES	2	0	0	1									3
SEWER MAINTENANCE CHECKS	12	48	10	4									74
MISC. WORK	29	36	20	7									92
TOTAL MAINT CALLS	163	214	147	129	0	0	0	0	0	0	0	0	653
Accumulated Boil Water Notices	2	2	2	3	3	3	3	3	3	3	3	3	3
	0	0	0	0	0	0	0	0	0	0	0	0	0
OTHER MAINTENANCE REPORTS													
Accumulated Other Maint. WOs	84	102	41	28	0	0	0	0	0	0	0	0	255
LINE LOCATES	8	10	5	1									24
REPLACE METER BOX	2	2	1	0									5
Replace Meter lid	2		1	0									3
Check For Leaks	8	19	2	0									29
LEAKS REPAIRED / Service Lines	6	6	4	3									19
Leaks Repaired / Mains	15	12	2	4									33
Sewer Main Backups	4	5	4	4									17
Sewer Line Leaks Repaired	1	2	2	0									5
Call Outs	8	4	4	6									22
Vehicle / Equipment Maintenance	4	1	1	0									6
MISC WORK	26	41	15	10									92
Total Other Maint. WOs	84	102	41	28	0	0	0	0	0	0	0	0	255
LEAKS FYTD FYTD	21	39	24	13	7	0	0	0	0	0	0	0	48
TOTAL ALL WORK ORDERS	523	593	246	348	0	0	0	0	0	0	0	0	1,710



CITY OF KENEDY W.W.T.P. DAILY SAMPLES

MTH/YR: January 2022

DAY	DAILY FLOW (MGD)	EFFLUENT							AERATION BASIN					RAIN IN INCHES	INITIALS	INFLUENT	
		D.O.	pH	TEMP. °	CI2/PRE	CI2/EFF	CI2/M AN	AMM.	D.O.	pH	TEMP. °	30 min	30 min			pH	D.O.
1	0.846				2.0	0.05	0.4							0.0	RTR		
2	0.913				2.7	0.06	1.0							0.0	RTR		
3	0.829	8.19	6.39	20.5	2.4	0.04	1.1	0.07	2.80	6.70	22.1	970	870	0.0	RTR	7.25	0.30
4	0.944	7.66	6.28	20.8	4.0	0.05	1.0	0.18	5.60	6.63	21.5	970	860	0.0	RTR		
5	0.919				2.5	0.03	0.6	0.08						0.0	CC		
6	0.849				3.1	0.04	0.4							0.0	RTR		
7	0.899				2.7	0.03	1.0							0.0	RTR		
8	0.934				4.0	0.02	0.2							0.1	MG		
9	0.981				2.9	0.06	0.2							0.0	MG		
10	0.864	7.69	6.26	21.4	2.1	0.03	0.3	0.30	3.98	6.53	21.7	980	860	0.0	RTR	7.30	0.28
11	0.849				1.8	0.04	0.4							0.0	RTR		
12	0.847				2.3	0.05	0.5							0.0	RTR		
13	0.889	7.37	6.16	21.0	2.8	0.02	0.2	0.06	2.81	6.39	21.5	980	850	0.0	RTR		
14	0.904				2.4	0.01	0.1							0.0	RTR		
15	0.870				2.8	0.05	0.3							0.0	RTR		
16	0.899				2.4	0.02	0.4							0.0	RTR		
17	1.021				2.4	0.04	0.6							0.0	RTR		
18	0.956	7.52	6.04	20.8	2.5	0.03	0.7	0.06	4.53	6.45	21.2	980	880	0.0	RTR	7.22	0.25
19	1.165	7.43	6.12	22.6	2.7	0.09	0.5	0.23	3.26	6.40	22.6	980	870	0.0	RTR		
20	0.922				4.3	0.03	0.1							0.0	MG		
21	0.842				4.7	0.07	0.1							0.0	MG		
22	0.914				3.9	0.06	0.2							0.0	MG		
23	0.960				5.2	0.06	0.2							0.0	MG		
24	1.041	8.20	6.19	20.1	3.5	0.02	0.5	0.31	5.52	6.50	20.2	970	900	0.0	RTR		
25	0.906	7.41	6.20	20.5	3.0	0.03	0.4	0.30	4.90	6.45	20.7	970	890	0.0	CC	7.30	0.29
26	0.935				3.2	0.02	0.6							0.0	RTR		
27	1.143				4.2	0.06	1.2							0.0	RTR		
28	0.958				4.0	0.05	2.0							0.4	RTR		
29	1.039				3.6	0.04	1.1	0.25						0.0	CC		
30	1.066				3.2	0.03	1.2							0.0	CC		
31	1.057	7.89	6.87	21.2	1.9	0.04	0.1	0.33	5.83	7.03	21.4	970	860	0.0	RTR		
TOTAL	29.161																
AVERAGE	0.941	7.71	6.28	21.0	3.07	0.04	0.6	0.20	4.36	6.56	21.4	974	871	0.0		7.27	0.28
MINIMUM	0.829	7.37	6.04	20.1	1.80	0.01	0.1	0.06	2.80	6.39	20.2	970	850	0.0		7.22	0.25
MAXIMUM	1.165	8.20	6.87	22.6	5.20	0.09	2.0	0.33	5.83	7.03	22.6	980	900	0.4		7.30	0.30



Accidental Discharge or Spill Monthly Summary Form

See back of form for guidance for completion

General Information:

Permittee: ☒

Subscriber: ☐

Regulated Entity Name: City of Kenedy WWTP

EPA ID No: TX0027774

Regulated Entity No: 102097839

TCEQ Region: Region 13 - San Antonio

Permit No: WQ0010746001

County: Karnes County

Start Date Start Time	End Date End Time	Volume (gallons)	Location	Cause	Steps taken to reduce, eliminate, and prevent recurrence	Description/Content	Standard Method for Volume Calculation
1/11/2022 10am	1/11/2022 1pm	900	459 N. Sunset Strip St.	Blocked with rags and grease.	Jetted Main line to unclog rags and grease so that flow is normal. Poured Sewer Granular in line to clean pipe.	Backup was due to the main line clogging up with rags and grease. Jetted line and poured sewer granular's (Billy Goat) in main line. Scheduled jetting of main line to prevent any future backups.	Visual Estimate

Information Reported by (Name/Title) Mark Garcia Wastewater Superintendent

Signature: *Mark Garcia*

Start Date Start Time	End Date End Time	Volume (gallons)	Location	Cause	Steps taken to reduce, eliminate, and prevent recurrence	Description/Content	Standard Method for Volume Calculation
Date Reported <u>1/31/2022</u>							

When reporting an accidental or unauthorized discharge or spill, it is important to include all information that is requested on the notification form. If you have questions about the form, do not hesitate to call your TCEQ Regional Office and ask to speak to a wastewater investigator. All information should comply with reporting requirements noted in Texas Water Code Section 26.039, 30 Texas Administrative Code (TAC) Section 305.132, and, if applicable, 30 TAC Section 327.32.

This form may be used in lieu of 24-hour notification to the Regional Office when the accidental or unauthorized discharge or spill meets the requirements in 30 TAC 305.132 and 30 TAC 327.32. You must fax or mail a completed, signed copy within 20 days of the following month to the Water Section Manager at your TCEQ Regional Office. The original, signed copy should be mailed to the address located at the bottom of the form.

General Information

Entity name - permitted name or owner name for subscriber systems.

Permit Number – Your TCEQ WQ permit number (i.e., WQ0012345001). If you are a subscriber, use the RN to which the collection system is associated. If the RN is unknown, please call the TCEQ Regional Office for assistance.

Noncompliance Summary

Volume – volume must be estimated by the one of the four methods outlined in 30 TAC

Location – include address or latitude and longitude coordinates

Cause - grease, blockage, infiltration or inflow, equipment failure, power outage, other?

Steps taken reduce, eliminate or prevent recurrence – List all steps taken to ensure no further reoccurrences

Description/content – a description of the events that lead to the spill including the contents of the spill and actions taken to clean

Standard Method – name the method you used to estimate the volume



Police Chief Report

Kenedy Police Department

119 S. Third Street
Kenedy, Texas 78119
(830) 583-2225 / (830) 583-2984



From the Office of the Police Chief

February 2, 2022

To: City Council

Ref: Jan 2022 Monthly Report

Animal control. We had one Officer out for several weeks. See numbers
We gave notices to 7 residents about the new law on keeping dogs chained. All the residents made changes to comply and we have not issued any citations to date.

Police

Our K-9 Officer completed his training and our dog is now deployed. K-9 Robbie is assigned to Officer Mercado. The dog and training were provided by the Robbie Gail Charette Police Canine Foundation and we want to thank them for their donation. (Introduce Robbie)

We had our first class of hotel owners for our Crime Free Hotel program. The next step is the physical inspections of the buildings. Hope to have 1 or both completed in February.

We have filled our open position. Officer Daniel Trejo comes to us from Karnes County SO. He has 5 years law enforcement as well as being retired from the U.S. Coast Guard. He has extensive experience in tactical operations and should be a great addition to the Department.

A handwritten signature in black ink, appearing to read "Rick Ashe".

Rick Ashe
Chief of Police
chief@kenedypd.org

The Mission of the Kenedy Police Department is to protect life and property, to prevent crime and preserve the peace in our community in a manner consistent with the freedoms secured by the Constitution, always treating people with dignity, fairness and respect.



Animal Control – January 2022 totals

Service Calls: 40

Dog Pickup: 10

Cat Pickup: 25

Dead Animal Pickup: 10

Cat Euthanized: 20

Dog Euthanized: 5

Owner Reclaim: 5

Adoption: 5

Rescue Group: 0

Deer: 1

Snake: 0

Opossum: 0

Raccoon: 0

Fox: 0

Armadillo: 0

Warning Issued: 21

Citation Issued: 15



KENEDY POLICE DEPARTMENT

MONTHLY STATISTIC REPORTS

JANUARY 2022

2022 2021

JANUARY	JAN	JAN	FEB	MAR	APR	MAY	JUN	JUL	AUG	SEP	OCT	NOV	DEC	TOTAL	AVERAGE
CALLS FOR SERVICE	445	573	482	443	402	459	538	538	543	488	658	578	540	6,188	517
OFFICER ASSISTANCE	124	92	89	85	101	112	86	119	128	68	163	127	144	1,346	112
MV ACCIDENTS	07	06	06	10	14	11	12	13	15	13	09	17	13	140	12
ARRESTS	16	06	07	27	18	20	19	11	07	14	14	14	18	167	14
CLASS C ARRESTS	01	02	00	02	04	04	02	01	02	05	03	03	01	28	2
DWI ARRESTS	00	01	01	00	00	01	00	03	00	01	01	0	04	11	1
JUVENILE INCIDENTS	03	06	07	03	06	04	08	03	03	09	12	14	07	79	7
THEFT / BURGLARY	09	09	08	11	13	14	09	18	11	16	17	20	12	158	13
CITATIONS	335	433	281	401	266	405	397	466	391	404	476	484	388	4,694	391
WARNINGS	258	118	198	281	165	306	308	328	298	285	363	372	296	3,458	288
TRAFFIC STOPS	206	257	197	281	185	286	287	309	259	272	319	309	183	3,093	258
TRUCK VIOLATIONS	14	68	20	04	28	27	23	28	24	42	35	19	08	272	23
MHMR	04	05	04	02	00	10	04	05	00	01	05	06	03	44	4
CLEARED CASES	61	39	34	54	45	46	40	36	64	45	46	41	47	559	47
BUILDING CHECKS	134	89	71	83	38	53	103	205	227	214	201	107	69	1,505	125
ASSAULTS/SEXUAL	08	05	07	07	06	08	10	09	03	04	05	12	10	89	7



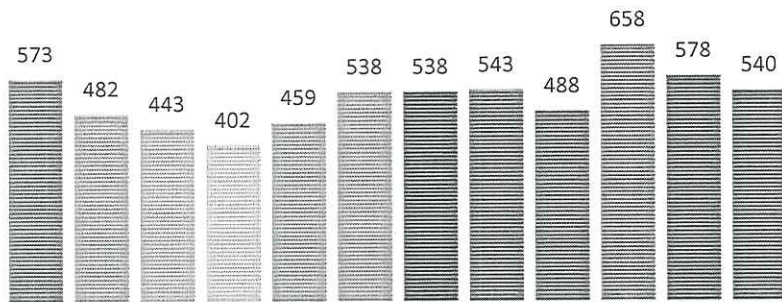
KENEDY POLICE DEPARTMENT

MONTHLY STATISTIC REPORTS

JANUARY 2022

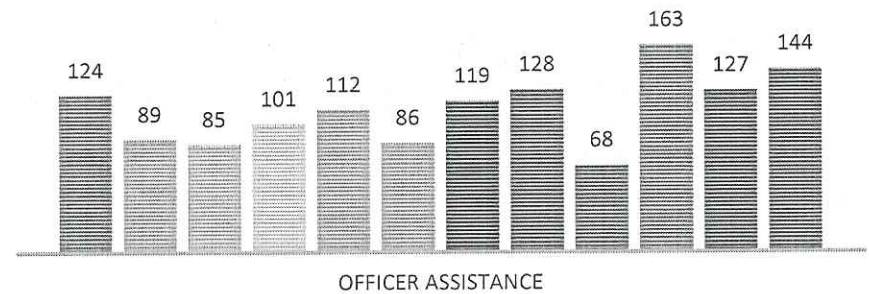
CALL FOR SERVICE

■ JAN ■ FEB ■ MAR ■ APR ■ MAY ■ JUN ■ JUL ■ AUG ■ SEP ■ OCT ■ NOV ■ DEC



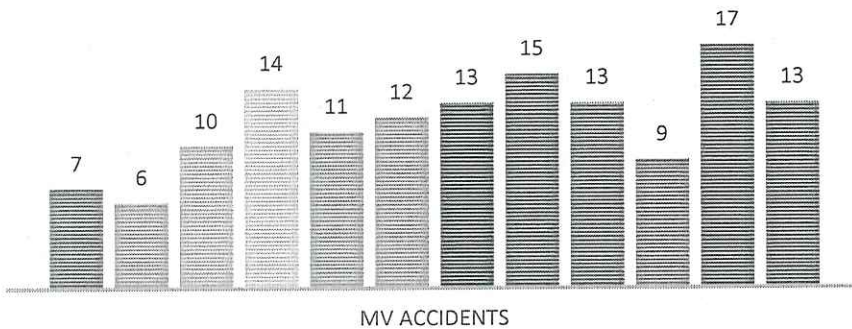
OFFICER ASSISTANCE

■ JAN ■ FEB ■ MAR ■ APR ■ MAY ■ JUN ■ JUL ■ AUG ■ SEP ■ OCT ■ NOV ■ DEC



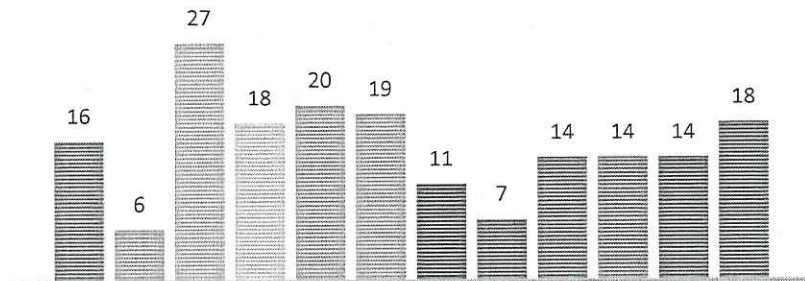
MV ACCIDENTS

■ JAN ■ FEB ■ MAR ■ APR ■ MAY ■ JUN ■ JUL ■ AUG ■ SEP ■ OCT ■ NOV ■ DEC



ARRESTS

■ JAN ■ FEB ■ MAR ■ APR ■ MAY ■ JUN ■ JUL ■ AUG ■ SEP ■ OCT ■ NOV ■ DEC





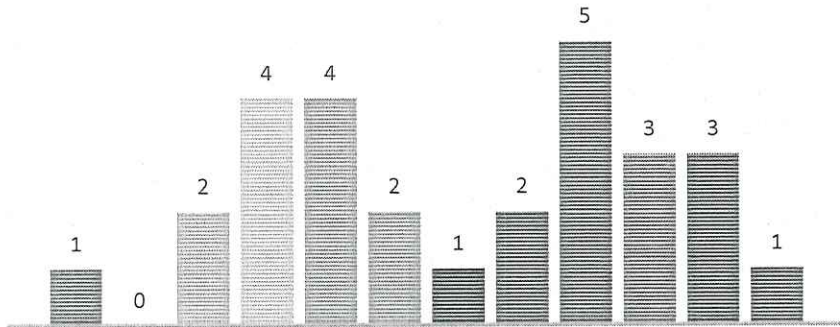
KENEDY POLICE DEPARTMENT

MONTHLY STATISTIC REPORTS

JANUARY 2022

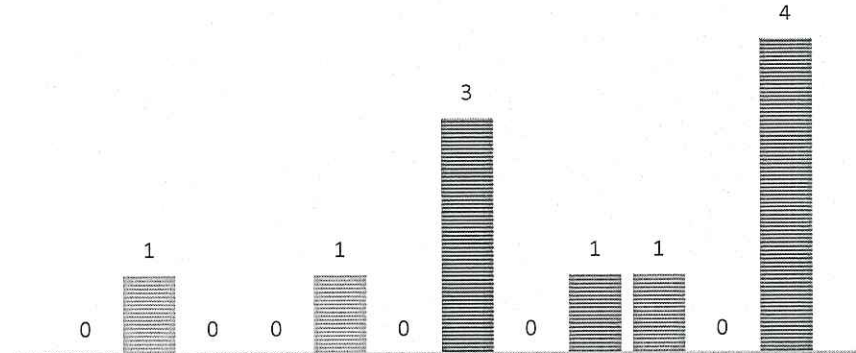
CLASS C ARRESTS

JAN FEB MAR APR MAY JUN JUL AUG SEP OCT NOV DEC



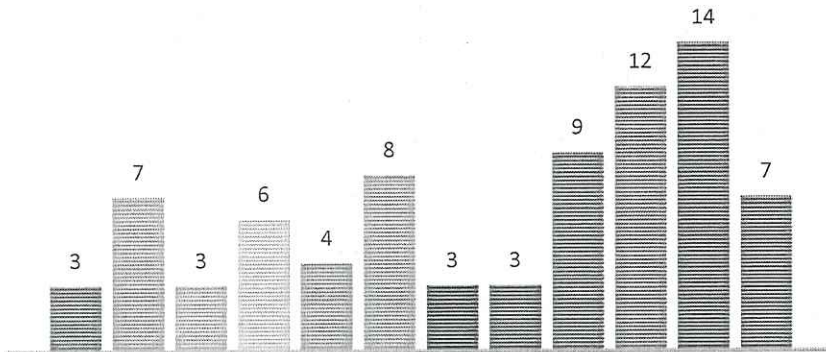
DWI ARRESTS

JAN FEB MAR APR MAY JUN JUL AUG SEP OCT NOV DEC



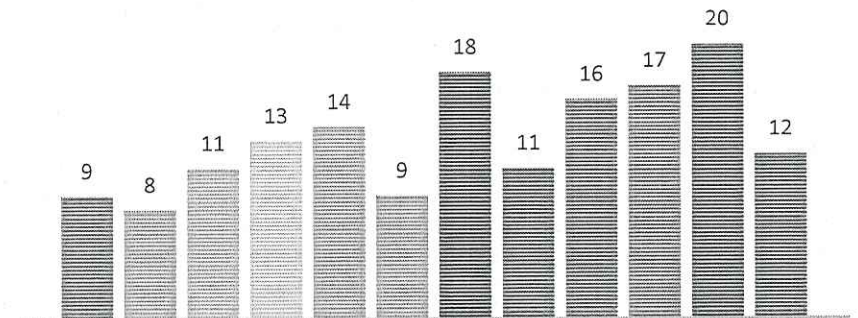
JUVENILE INCIDENTS

JAN FEB MAR APR MAY JUN JUL AUG SEP OCT NOV DEC



THEFT/BURGLARY

JAN FEB MAR APR MAY JUN JUL AUG SEP OCT NOV DEC



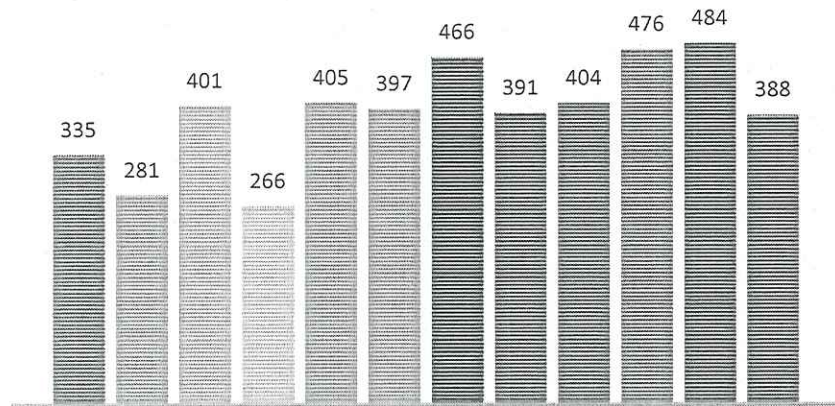


KENEDY POLICE DEPARTMENT

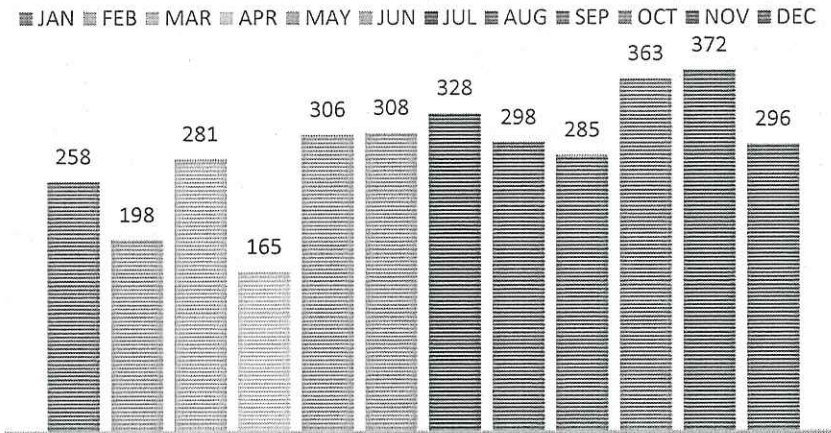
MONTHLY STATISTIC REPORTS

JANUARY 2022

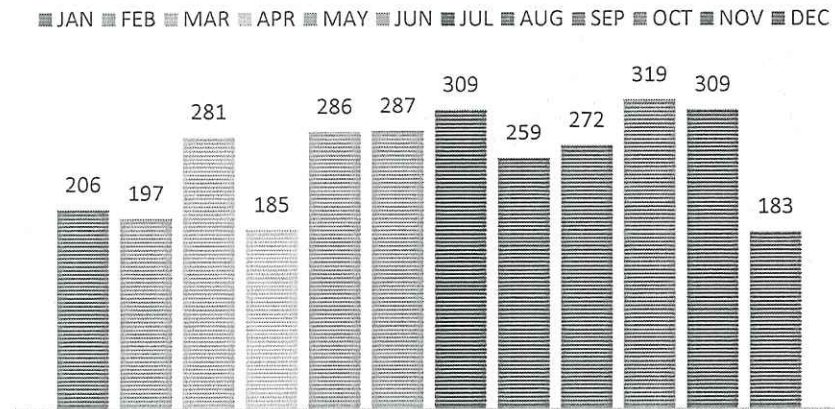
CITATIONS



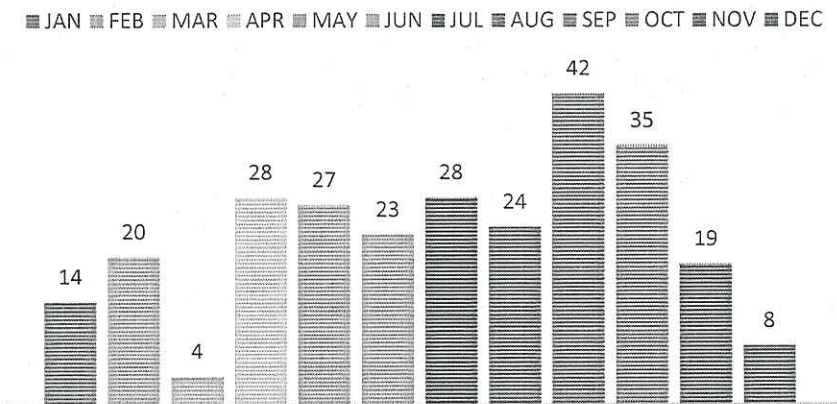
WARNINGS



TRAFFIC STOPS



TRUCK VIOLATIONS





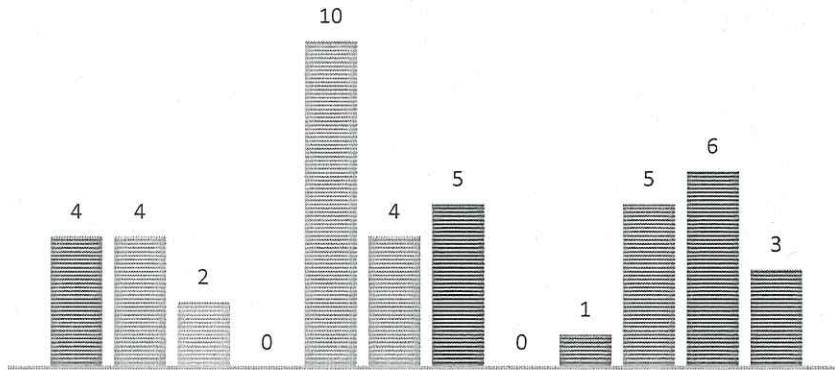
KENEDY POLICE DEPARTMENT

MONTHLY STATISTIC REPORTS

JANUARY 2022

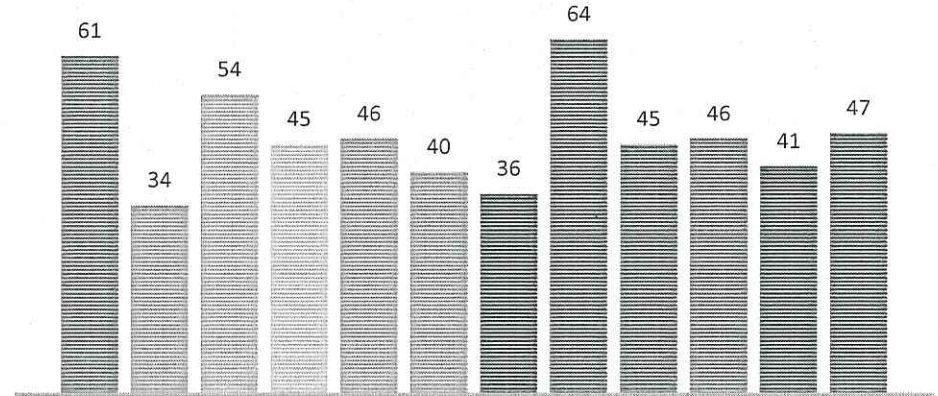
MHMR

JAN FEB MAR APR MAY JUN JUL AUG SEP OCT NOV DEC



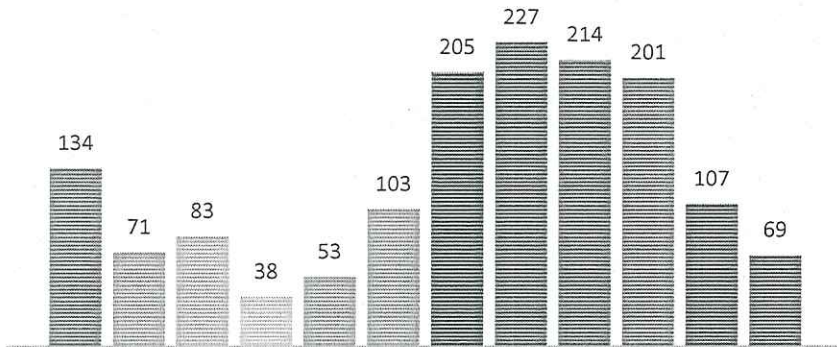
CASES CLEARED

JAN FEB MAR APR MAY JUN JUL AUG SEP OCT NOV DEC



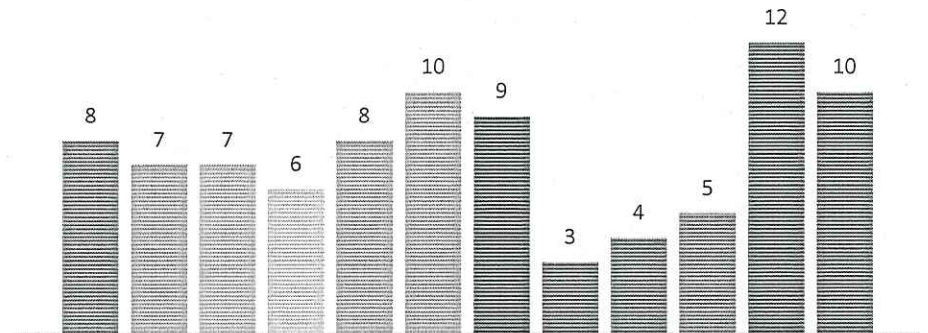
BUILDING CHECKS

JAN FEB MAR APR MAY JUN JUL AUG SEP OCT NOV DEC



ASSAULTS/SEXUAL ASSAULT

JAN FEB MAR APR MAY JUN JUL AUG SEP OCT NOV DEC






Building Department
&
Code Compliance
Reports

BUILDING/CODE COMPLIANCE REPORT JANUARY 2022

[illegible]

BUILDING/CODE COMPLIANCE REPORT JANUARY 2022

Service calls		Building permits issued	HVAC permits issued	
21		11	0	
		Electrical permits issued	Electrical inspections	
		2	2	
		Plumbing permits issued	Plumbing inspections	
		0	0	
		Gas permits issued	Gas inspections	
		0	0	
		Certificate of Occupancy	911 addresses issued	
		0	1	
		Dangerous structure violations	Zoning violations	
		1	0	
		Alleyways cleaned	Plan reviews	
		0	0	
		Fees collected, all inspections and permits \$2,420.59	Collection Station disposals 33	
		Lien(s) filed 0	Lien amount total(s) \$0	
		Violation letters issued 0	Properties cleaned 0	
		Statements mailed for non-compliant owners 0	Amount of statements mailed 0	
		Payments made to the City \$0	Amount of paymnets \$0	


Submitted by Jaime S. Albiar
Building Official

PLANNING AND ZONING REPORT FOR JANUARY 2022

[illegible]



Streets Department
&
Parks Department
Reports



Street Department

Report for January 2022

STREETS and MOWING

Street crews worked on Hand Patching/Grading for a total of **6** days and using **29.2** cubic yards of Type D Plus Asphalt.

Street crews worked on patching **72** Potholes during a **3**-day stretch and used **6.7** cubic yards of Type D Plus Asphalt, and **6.8** CY of Base. Total Type D Asphalt used for the month: **35.9** CY, and **6.8** CY of Base.

Crews also Swept a total of **4** days.

Crews Mowed and Weed Trimmed **21** Roadways during the month. The Crews worked on Mowing, Shredding, Weed Eating, and Picking up Trash at the Kenedy Regional Airport for **2** days.

Street crews worked on tree/brush removal for **3** days, hauling off **5** trailer loads of brush to the collection station.

Street crew had **2** Call outs.

SIGNS, ETC.

Crew placed **2** temporary signs.

CONSTRUCTION

Crews worked on drainage for **2** days, and cleaned Curb and Gutters for **2** days removing **36** CY of silt.

Misc.

Crews Replaced **8** Trash Carts, **4** New Cart and Picked Up/Removed **8** trash carts.

Crews picked up trash from the receptacles in downtown and City Hall **9** on days.

PM was performed on **2** days, where all the equipment was serviced in one way or another.

Crew also worked on removing Christmas lights from downtown **2** days.

Street crew worked at the City Park **1** day.

Street crew conducted training for the new employees on the procedures on heating the emulsion in the tack pot.



Street Department

Report for January 2022

Employees

The Street Dept. hired **3** employees during the month of January 2022. Street Dept. is currently down **2** employees from being fully staffed.

STREET REPORT																																
	1	2	3	4	5	6	7	8	9	10	11	12	13	14	15	16	17	18	19	20	21	22	23	24	25	26	27	28	29	30	31	
CALL OUTS															1	1																
VEHICLE / EQUIPMENT MAINT														12											15							
NEW TRASH CART					1	1	3												3	1	1			2								
REPLACE /PICKUP TRASH CART					1		2												2		1			2								
BRUSH PICK UP												4	8							8												
TRASH PICK UP			6	15	10		18			20	16	8	8	5				12	4	6	5			5				5			5	
PATCH POT HOLES						8																			42		22					
STREET REPAIR					12													12	10						5	10	10					
WEED EATED				15	10		15			16	16	4	8					8	4	6												
MOW ALLEY/DITCH				10	10								4						4	6												
MOW RIGHT OF WAY				5			15			16	16	4	4					8														
Tree/ BRANCH Removal												4	12							8												
SCRAPE CURB/ DRAINAGE DITCH					12																				5	10	10				36	
TOPSOIL; METERS/CURB/ETC																		4								5	10	10				
REMOVE DIRT ON PROPERTY/STREETS																		12	10					5		5						
WORKED AT CITY PARK																									12							
STREET SWEEP					16																					5	10				5	
REPLACE / REPAIR STREET SIGNS																																
INSTALL STREET SIGNS																																
SERVICE REQUEST- BUT NCBD										2																						
SPRAY FOR MOSQUITOS																																
MISC. WORK			18	5		4						8							4	10	18				15						12	
	0	0	24	50	32	53	53	0	0	52	50	32	44	17	1	1	0	56	41	45	25	0	0	29	27	62	30	47	0	0	58	
																																829
TOTAL																															58	829



Park Department

Report for January 2022

Sports Complex

Park crew worked on dragging/sweeping the fields **5** days, cleaning up and removing trash from the receptacles **5** days, and weed trimming around the fields **10** days

Kid Park and Pavilion

Park crew mowed and weed trimmed in the Kid Park **12** days, and picked up trash **18** days, skinned the palm trees **4** days. Crew cleaned up the Pavilion **14** days.

Walking Trail, Bridge, Basketball Court, & Gazebo

Crews mowed and weed trimmed around the Walking Trail, Basketball courts, Bridge, Gazebo **12** days. Crews picked up trash from around the Walking Trail, Basketball courts, Bridge, Gazebo **18** days. Crew picked up tree branches in these areas on **3** days. Crew spent **4** days working on fixing up the birdhouses, painted, and set the birdhouses back out in the Bill Chapman Meadow.

Nottingham Lots and Soccer Fields

Park crew mowed and weed trimmed the lots and soccer field **4** days, and picked up trash in this area **4** days.

Employees

Park Dept. had **1** employee move from Full Time employment to Part Time, and hired **1** Full Time employee. Park Dept. is fully staffed.



City Secretary Report

Monthly Report January 2022



City Secretary Department

City Secretary Report

- Job Fair had decent turnout considering the wet weather. We are processing new hires now.
- Savvy Citizen participants is continuing to grow. We have added the “target area” notification system. I’ve reached out to Kenedy ISD and Chamber of Commerce to partner with them to utilize the program for important community notification.
- Utility Billing
 - New Services:
 - 7 Residential
 - 1 Commercial
 - Disconnect Services:
 - 5 Residential
 - 1 Commercial

Fire Report

- Responded to fifteen (15) calls
- 31,645 Gallons of water used
- Averaged 8 personal responding to calls

Court Report

- Court saw 139 defendants and collected a total of \$19,381.50 with a net to the City of \$14,575.01.

Event Planning

- City event planning update report by Amy Desharnais, Administrative Assistant, City of Kenedy.
- Bluebonnet Days update report by Jolene Terwilliger, Executive Director, Kenedy Chamber of Commerce.



Kenedy Volunteer Fire Department
303 W. Main
Kenedy, Texas 78119

“Always Ready”

January 2022

Cleaning at Training Center in Karnes City-1

Dumpster Fire- 1

Electrical Pole Fire- 1

Gas Grill Fire - 1

Grass Fire- 7 with one being mutual aid to Gillett

Parking @ Show barn -1

Pump Ops Class- 1

Structure fire- 2 (One was at Humble Café which we also had a rekindle, overhaul, and grass fire) (Second was at Central Park Way trailer park)

Total Incidents= 15

Water used- 31,645 gallons

Average amount of Personal Responding to each Incident- 8

OFFICE OF COURT ADMINISTRATION
TEXAS JUDICIAL COUNCIL



OFFICIAL MUNICIPAL COURT MONTHLY REPORT

Month January Year 2022

Municipal Court for the City of _____

Presiding Judge LEE AZOPARDI

If new, date assumed office _____

Court Mailing Address 303 W. MAIN ST. #A

City KENEDY, TX Zip 78119

Phone Number 830-583-3641

Fax Number 830-583-2063

Court's Public Email kenedymunicourt@cityofkenedy.org

Court's Website www.kenedytickets.com

THE ATTACHED IS A TRUE AND ACCURATE REFLECTION OF THE RECORDS OF THIS COURT.

Prepared by G Martinez

Date 02-02-2022 Phone Number 830-583-3641

PLEASE RETURN THIS FORM NO LATER THAN 20 DAYS FOLLOWING THE END OF THE MONTH REPORTED TO:

OFFICE OF COURT ADMINISTRATION
P O BOX 12066
AUSTIN, TX
78711-2066

PHONE: (512) 463-1625
FAX: (512) 936-2423

CRIMINAL SECTION

Court CITY OF KENEDY MUNICIPAL COURT		Traffic Misdemeanors			Non-Traffic Misdemeanors		
Month January	Year 2022	Non-Parking	Parking	City Ordinance	Penal Code	Other State Law	City Ordinance
1. Total Cases Pending First of Month:		2,035	8	1	662	392	525
a. Active Cases		1,531	7	1	546	191	497
b. Inactive Cases		504	1	0	116	201	28
2. New Cases Filed		126	0	0	9	19	20
3. Cases Reactivated		3	0	0	0	1	0
4. All Other Cases Added		0	0	0	0	0	0
5. Total Cases on Docket (Sum of Lines 1a, 2, 3 & 4)		1,660	7	1	555	211	517
6. Dispositions Prior to Court Appearance or Trial:							
a. Uncontested Dispositions (Disposed without appearance before a judge (CCP Art. 27.14))		29	0	0	2	1	16
b. Dismissed by Prosecution		1	0	0	0	0	0
7. Dispositions at Trial:							
a. Convictions:							
1) Guilty Plea or Nolo Contendere		0	0	0	0	0	0
2) By the Court		0	0	0	0	0	0
3) By the Jury		0	0	0	0	0	0
b. Acquittals:							
1) By the Court		0	0	0	0	0	0
2) By the Jury		0	0	0	0	0	0
c. Dismissed by Prosecution		1	0	0	0	1	1
8. Compliance Dismissals:							
a. After Driver Safety Course (CCP, Art. 45.0511)		0					
b. After Deferred Disposition (CCP, Art. 45.051)		1	0	0	0	0	0
c. After Teen Court (CCP, Art. 45.052)		0	0	0	0	0	0
d. After Tobacco Awareness Course (HSC, Sec. 161.253)						0	
e. After Treatment for Chemical Dependency (CCP, Art. 45.053)					0	0	
f. After Proof of Financial Responsibility (TC, Sec. 601.193)		6					
g. All Other Transportation Code Dismissals		1	0	0	0	0	0
9. All Other Dispositions		2	0	0	1	0	1
10. Total Cases Disposed (Sum of Lines 6, 7, 8 & 9)		41	0	0	3	2	18
11. Cases Placed on Inactive Status		0	0	0	0	0	0
12. Total Cases Pending End of Month:		2,120	8	1	668	409	527
a. Active Cases (Equals Line 5 minus the sum of Lines 10 & 11)		1,617	7	1	553	208	500
b. Inactive Cases (Equals Line 1b minus Line 3 plus Line 11)		503	1	0	115	201	27
13. Show Cause Hearings Held		1	0	0	0	1	1
14. Cases Appealed:							
a. After Trial		0	0	0	0	0	0
b. Without Trial		0	0	0	0	0	0

CIVIL/ADMINISTRATIVE SECTION

Court CITY OF KENEDY MUNICIPAL COURT	TOTAL CASES
Month January Year 2022	
1. Total Cases Pending First of Month:	0
a. Active Cases	0
b. Inactive Cases	0
2. New Cases Filed	0
3. Cases Reactivated	0
4. All Other Cases Added	0
5. Total Cases on Docket <i>(Sum of Lines 1a, 2, 3 & 4)</i>	0
DISPOSITIONS	
6. Uncontested Civil Fines or Penalties	0
7. Default Judgments	0
8. Agreed Judgments	0
9. Trial/Hearing by Judge/Hearing Officer	0
10. Trial by Jury	0
11. Dismissed for Want of Prosecution	0
12. All Other Dispositions	0
13. Total Cases Disposed <i>(Sum of Lines 6 through 12)</i>	0
14. Cases Placed on Inactive Status	0
15. Total Cases Pending End of Month:	0
a. Active Cases <i>(Equals Line 5 minus the sum of Lines 13 & 14)</i>	0
b. Inactive Cases <i>(Equals Line 1b minus Line 3 plus Line 14)</i>	0
16. Cases Appealed:	
a. After Trial	0
b. Without Trial	0

JUVENILE/MINOR ACTIVITY

Court CITY OF KENEDY MUNICIPAL COURT	TOTAL
Month January Year 2022	
1. Transportation Code Cases Filed	0
2. Non-Driving Alcoholic Beverage Code Cases Filed	0
3. Driving Under the Influence of Alcohol Cases Filed	0
4. Drug Paraphernalia Cases Filed (HSC, Ch. 481)	0
5. Tobacco Cases Filed (HSC, Sec. 161.252)	0
6. Failure to Attend School Cases Filed (Ed.Code, Sec. 25.094)	0
7. Education Code (Except Failure to Attend) Cases Filed	0
8. Violation of Local Daytime Curfew Ordinance Cases Filed (Local Govt. Code, Sec. 341.905)	0
9. All Other Non-Traffic Fine-Only Cases Filed	0
10. Transfer to Juvenile Court:	
a. Mandatory Transfer (Fam.Code, Sec. 51.08(b)(1))	0
b. Discretionary Transfer (Fam.Code, Sec. 51.08(b)(2))	0
11. Accused of Contempt and Referred to Juvenile Court (Delinquent Conduct) (CCP, Art. 45.050(c)(1))	0
12. Held in Contempt by Criminal Court (Fined and/or Denied Driving Privileges) (CCP, Art. 45.050(c)(2))	0
13. Juvenile Statement Magistrate Warning:	
a. Warnings Administered	0
b. Statements Certified (Fam.Code, Sec. 51.095)	0
14. Detention Hearings Held (Fam. Code, Sec. 54.01)	0
15. Orders for Non-Secure Custody Issued	0
16. Parent Contributing to Nonattendance Cases Filed (Ed. Code, Sec. 25.093)	0

ADDITIONAL ACTIVITY

Court	CITY OF KENEDY MUNICIPAL COURT		NUMBER GIVEN	NUMBER REQUESTS FOR COUNSEL
Month	January	Year		
		2022		
1. Magistrate Warnings:				
a. Class C Misdemeanors			0	
b. Class A and B Misdemeanors			5	1
c. Felonies			2	0
2. Arrest Warrants Issued:				TOTAL
a. Class C Misdemeanors				77
b. Class A and B Misdemeanors				3
c. Felonies				0
3. Capiases Pro Fine Issued				3
4. Search Warrants Issued				0
5. Warrants for Fire, Health and Code Inspections Filed <i>(CCP, Art. 18.05)</i>				0
6. Examining Trials Conducted				0
7. Emergency Mental Health Hearings Held				0
8. Magistrate's Orders for Emergency Protection Issued				0
9. Magistrate's Orders for Ignition Interlock Device Issued <i>(CCP, Art. 17.441)</i>				0
10. All Other Magistrate's Orders Issued Requiring Conditions for Release on Bond				0
11. Driver's License Denial, Revocation or Suspension Hearings Held <i>(TC, Sec. 521.300)</i>				0
12. Disposition of Stolen Property Hearings Held <i>(CCP, Ch. 47)</i>				0
13. Peace Bond Hearings Held				0
14. Cases in Which Fine and Court Costs Satisfied by Community Service:				
a. Partial Satisfaction				0
b. Full Satisfaction				0
15. Cases in Which Fine and Court Costs Satisfied by Jail Credit				5
16. Cases in Which Fine and Court Costs Waived for Indigency				0
17. Amount of Fines and Court Costs Waived for Indigency				0.00
18. Fines, Court Costs and Other Amounts Collected:				
a. Kept by City				13,697.86
b. Remitted to State				4,542.74
c. Total				18,240.60

Events Report January 2022



**City
Secretary
Department**

With it being a new year, I have started to plan out some of the events for the City of Kenedy.

- I have been getting things together for the July 4th fireworks event in the park.
- Most companies do pre-season sales, I have started to get some quotes for Christmas displays for downtown light poles, pre lit commercial Christmas trees and displays for the park.

I have also been in contact with the chamber in regards to bluebonnet days. Jolene is here to talk about some of the details.