



## Public Works Report

## Summary of Activities for February 2022

*Summary of task below are in conjunction with routine task performed by field staff in providing water & wastewater treatment, maintenance.*

### **Management Activities:**

- Started hiring process on Brandon Sistos
- Started hiring process for Raymond Borroum
- Compiled required information for the EPP to submit to TCEQ
- Submitted Water Use survey for year 2021

### **Projects:**

- Performed walk through on 8" water line
- Bore at Loma Alta Street is done.
- Replaced sewer line in alley between 3<sup>rd</sup> and 4<sup>th</sup> streets.

### **Notes:**

- 800KW generator has been set at the RO plant.

### **Training Activities**

#### INFORMATIONAL MORNING MEETINGS ABOUT WHAT WE DO AND WHY WE DO IT

- Monthly TWUA Meeting was held in Three rivers
- Gary Paredez, Hector Salinas, and Chris Cortez were in attendance.

The reports listed above are included in your packet and compiled by the department Supervisor's

### **SUMMARY:**

1. Public Works activity report (Gary Paredez)
2. Water MOR (Hector Salinas)
3. Water Loss report (Gary Paredez)
4. Water Stage Restrictions (Gary Paredez)
5. Field Operations report (Service orders (Gary Paredez)
6. Wastewater Treatment plant report (Mark Garcia)
7. SSO's (Mark Garcia)

Gary Paredez  
Public Works Director

# TEXAS COMMISSION ON ENVIRONMENTAL QUALITY

## MONTHLY REPORT

WATER WORKS OPERATION FOR  
GROUND WATER SUPPLIES

(1) NAME OF SYSTEM - CITY OF KENEDY

(1a) WATER SYSTEM I.D. NO. - 1280002

COUNTY OF KARNES

MONTH OF FEBRUARY 2022

Day of Week	Pumpage to Distribution System				(6) Disinfection LBS>/DAY	(7) Corrosion Control	(8) Taste/ Odor Control	(9) Fluoride Residuals
	(2) Direct from Wells to Plant	(3) From Ground Storage to Distribution System	(4) Purchased from Others	(5) Total Pumpage to Distribution				
1	1,572,000	1,336,461		1,336,461	24			
2	2,015,000	1,311,050		1,311,050	32			
3	1,427,000	1,216,783		1,216,783	19			
4	1,812,000	1,423,228		1,423,228	28			
5	2,021,000	1,379,028		1,379,028	28			
6	1,647,000	1,158,061		1,158,061	24			
7	1,654,000	1,372,072		1,372,072	29			
8	1,783,000	1,374,483		1,374,483	28			
9	1,770,000	1,285,261		1,285,261	27			
10	1,752,000	1,180,828		1,180,828	27			
11	1,679,000	1,232,678		1,232,678	26			
12	1,474,000	1,029,611		1,029,611	21			
13	1,491,000	1,429,622		1,429,622	24			
14	1,714,000	1,030,572		1,030,572	27			
15	1,476,000	1,070,739		1,070,739	25			
16	1,289,000	1,152,428		1,152,428	19			
17	1,473,000	1,082,806		1,082,806	22			
18	1,493,000	1,182,583		1,182,583	19			
19	1,471,000	1,075,900		1,075,900	22			
20	1,538,000	1,163,739		1,163,739	24			
21	1,517,000	1,210,294		1,210,294	23			
22	1,455,000	1,125,772		1,125,772	22			
23	1,539,000	1,238,167		1,238,167	17			
24	1,764,000	1,147,961		1,147,961	23			
25	1,674,000	1,523,917		1,523,917	25			
26	1,794,000	1,194,378		1,194,378	27			
27	1,740,000	1,187,317		1,187,317	22			
28	1,545,000	1,229,744		1,229,744	21			
29				0				
30				0				
31				0				
Total	45,579,000	34,345,483		34,345,483	675			
Avg.	1,627,821	1,226,624		1,107,919	24.10714			
Max.	2,021,000	1,523,917		1,523,917	32			
Min.	1,289,000	1,029,611		0	17			

No. Of Active Services (10) - 1,614 Meters      Chemical Analysis (11) 1-01-2021  
3,133 Connections

Dates and Results of Bacteriological Analysis (12) - FEBRUARY 14, 2022 / 7 Samples submitted - All O.K.

Reservoirs of Tanks Checked - JULY 12, 2021

Dead Ends Flushed (14) - 23

General Remarks (15) -

Submitted By (16) \_\_\_\_\_ Certificate No. and Class (17)      WG0015819      Class C - Ground Water

Report prepared by Hector Salinas & Austin Bryan on 03-01-2022

**WATER LOSS REPORT**

(BASED ON BILLING CYCLE - January 16 2022 - February 15 2022)

	LEAKS	Gallons
WATER PRODUCED FROM WELLS:	45,579,000	1 8,016
WATER PUMPED INTO DISTRIBUTION SYSTEM	39,730,000	2 8,016
WATER ACCOUNTED FOR AT METERS THROUGH BILLING:	31,952,100	3 4,008
WATER UNACCOUNTED FOR THROUGH READINGS AND BILLINGS:	5,849,000	4 5,344
		5 32,064
Un-METERED WATER (AUTHORIZED)		6 1,059,554
FIRE DEPARTMEN USE:	1,500	7 639,236
SEWER DEPARTMENT USE:	1,500	8
UNBILLED CONSUMPTION:	0	9
TOTAL UN-METERED WATER (AUTHORIZED):	3,000	10
		11
METERED (COMMERCIAL / OTHER)		12
BULK WATER:	0	13
CONTRACTOR:	0	14
FLUSHED LINES:	85,000	15
WATER ACCOUNTED FOR IN STORAGE AND LINES:	3,465,248	16
WATER LEAKS		17
NUMBER OF WATER LEAKS:	12	18
WATER LEAK WATER LOSS ESTIMATES:	1,756,238	19
		20
<b>TOTAL OF WATER ACCOUNTED FOR:</b>	<b>45,039,486</b>	<b>21</b>
<b>WATER LOSS:</b>	<b>539,514</b>	<b>22</b>
<b>WATER LOSS PERCENT:</b>	<b>1.18%</b>	<b>TOTAL 1,756,238</b>

MONTH	Total Water to Distribution	Total Ro Production per day 1704 gpm	Stage I 65%	Stage II 75 %	Stage III 85%	Stage IV 90%
Feb-22						
1	1,336,461	2,453,760	1,594,944	1,840,320	2,085,696	2,208,384
2	1,311,050	2,453,760	1,594,944	1,840,320	2,085,696	2,208,384
3	1,216,783	2,453,760	1,594,944	1,840,320	2,085,696	2,208,384
4	1,423,228	2,453,760	1,594,944	1,840,320	2,085,696	2,208,384
5	1,379,028	2,453,760	1,594,944	1,840,320	2,085,696	2,208,384
6	1,158,061	2,453,760	1,594,944	1,840,320	2,085,696	2,208,384
7	1,372,072	2,453,760	1,594,944	1,840,320	2,085,696	2,208,384
8	1,374,483	2,453,760	1,594,944	1,840,320	2,085,696	2,208,384
9	1,285,261	2,453,760	1,594,944	1,840,320	2,085,696	2,208,384
10	1,180,828	2,453,760	1,594,944	1,840,320	2,085,696	2,208,384
11	1,232,678	2,453,760	1,594,944	1,840,320	2,085,696	2,208,384
12	1,029,611	2,453,760	1,594,944	1,840,320	2,085,696	2,208,384
13	1,429,622	2,453,760	1,594,944	1,840,320	2,085,696	2,208,384
14	1,030,572	2,453,760	1,594,944	1,840,320	2,085,696	2,208,384
15	1,070,739	2,453,760	1,594,944	1,840,320	2,085,696	2,208,384
16	1,152,428	2,453,760	1,594,944	1,840,320	2,085,696	2,208,384
17	1,082,806	2,453,760	1,594,944	1,840,320	2,085,696	2,208,384
18	1,182,583	2,453,760	1,594,944	1,840,320	2,085,696	2,208,384
19	1,075,900	2,453,760	1,594,944	1,840,320	2,085,696	2,208,384
20	1,163,739	2,453,760	1,594,944	1,840,320	2,085,696	2,208,384
21	1,210,294	2,453,760	1,594,944	1,840,320	2,085,696	2,208,384
22	1,125,772	2,453,760	1,594,944	1,840,320	2,085,696	2,208,384
23	1,238,167	2,453,760	1,594,944	1,840,320	2,085,696	2,208,384
24	1,147,961	2,453,760	1,594,944	1,840,320	2,085,696	2,208,384
25	1,523,917	2,453,760	1,594,944	1,840,320	2,085,696	2,208,384
26	1,194,378	2,453,760	1,594,944	1,840,320	2,085,696	2,208,384
27	1,187,317	2,453,760	1,594,944	1,840,320	2,085,696	2,208,384
28	1,229,744	2,453,760	1,594,944	1,840,320	2,085,696	2,208,384
29	0	2,453,760	1,594,944	1,840,320	2,085,696	2,208,384
30	0	2,453,760	1,594,944	1,840,320	2,085,696	2,208,384
31	0	2,453,760	1,594,944	1,840,320	2,085,696	2,208,384
	34,345,483					

[illegible][illegible]



# CITY OF KENEDY W.W.T.P. DAILY SAMPLES

MTH/YR: February 2022

DAY	DAILY FLOW (MGD)	EFFLUENT							AERATION BASIN					RAIN IN INCHES	INITIALS	INFLUENT	
		D.O.	pH	TEMP. °	CI2/PRE	CI2/EFF	CI2/M AN	AMM.	D.O.	pH	TEMP. °	30 min	30 min			pH	D.O.
1	1.053	7.67	6.69	19.1	2.0	0.04	0.4	0.09	5.80	7.01	22.0	970	870	0.2	RTR	7.22	0.28
2	1.023				1.8	0.05	0.6							0.0	RTR		
3	1.113				2.7	0.06	0.8							0.0	RTR		
4	0.978				2.6	0.09	1.0							0.4	RTR		
5	0.898				2.7	0.06	0.3							0.0	RTR		
6	1.141				2.5	0.06	0.7							0.0	RTR		
7	0.817	7.15	6.58	20.0	2.3	0.04	0.8	0.09	4.25	6.50	20.2	960	850	0.0	CC	7.29	0.25
8	1.382	8.25	6.47	18.4	2.6	0.05	0.5	0.07	4.73	6.66	17.4	960	850	0.0	RTR		
9	0.885				2.4	0.04	0.4							0.0	RTR		
10	0.878				2.0	0.06	0.6							0.0	RTR		
11	0.815				2.2	0.05	0.6	0.07						0.0	CC		
12	0.897				3.4	0.07	0.1							0.0	MG		
13	0.905				3.3	0.05	0.2							0.0	MG		
14	0.932				3.0	0.05	0.2							0.0	MG		
15	0.863	7.86	6.21	20.5	2.8	0.03	0.4	0.09	4.98	6.08	20.8	950	860	0.0	RTR		
16	0.907	7.28	6.15	21.5	2.7	0.01	0.3	0.11	3.45	6.11	21.7	940	840	0.0	RTR	7.31	0.28
17	0.828				3.4	0.03	0.9							0.0	RTR		
18	0.862				3.1	0.04	0.6	0.08						0.0	RTR		
19	0.738				3.0	0.03	0.5	0.08						0.0	CC		
20	0.924				3.2	0.05	0.6	0.08						0.0	CC		
21	1.034				3.9	0.08	1.0							0.0	RTR		
22	0.882	6.91	6.20	21.2	2.9	0.06	0.8	0.09	2.90	6.25	21.5	930	850	0.0	CC	7.29	0.22
23	0.948	7.99	6.45	19.0	3.8	0.05	0.9	0.08	2.83	6.59	19.6	950	840	0.0	RTR		
24	0.929				4.0	0.09	0.9	0.08						0.0	CC		
25	0.863				4.2	0.08	0.7	0.08						0.0	CC		
26	0.964				4.1	0.09	0.9	0.08						0.1	CC		
27	1.043				3.4	0.07	0.5							0.0	RTR		
28	0.813	7.90	6.60	18.1	2.4	0.04	0.3	0.08	2.75	6.60	18.2	960	850	0.0	RTR	7.22	0.29
29																	
30																	
31																	
TOTAL	26.315																
AVERAGE	0.940	7.63	6.42	19.7	2.94	0.05	0.6	0.08	3.96	6.48	20.2	953	851	0.0		7.27	0.26
MINIMUM	0.738	6.91	6.15	18.1	1.80	0.01	0.1	0.07	2.75	6.08	17.4	930	840	0.0		7.22	0.22
MAXIMUM	1.382	8.25	6.69	21.5	4.20	0.09	1.0	0.11	5.80	7.01	22.0	970	870	0.4		7.31	0.29



## Accidental Discharge or Spill Monthly Summary Form

\*See back of form for guidance for completion\*

### General Information:

Permittee: ☒

Subscriber: ☐

Regulated Entity Name: City of Kenedy WWTP

EPA ID No: TX0027774

Regulated Entity No: 102097839

TCEQ Region: Region 13 - San Antonio

Permit No: WQ0010746001

County: Karnes County

Start Date Start Time	End Date End Time	Volume (gallons)	Location	Cause	Steps taken to reduce, eliminate, and prevent recurrence	Description/Content	Standard Method for Volume Calculation
2/9/2022 10am	2/9/2022 4pm	300	820 Escondido St.	Blocked with rags and grease.	Called in Vac Truck to pump down Manhole and going to Jet Main Line to unclog debris	Backup was due to the main line clogging up with rags and grease. Going to Vac out Manhole and Jet Main to clean out debris.	Visual Estimate
2/25/2022 5pm	2/25/2022 8pm	200	Booe, Escondido	Blocked with Grease	Jetted Main Line from manhole	The Main Line was backed up due to a lot of grease built up in the line.	Visual Estimate

Information Reported by (Name/Title)

Date Reported: 2/9/2022

Mark Garcia Wastewater Superintendent:

Signature: Mark Garcia





## Police Chief Report

# Kenedy Police Department

119 S. Third Street  
Kenedy, Texas 78119  
(830) 583-2225 / (830) 583-2984



*From the Office of the Police Chief*



March 2, 2022

To: City Council

Ref: Feb 2022 Monthly Report

Animal Control:  
See numbers

Police Department

We had 96 hours training this month.

Our K-9 continues his training and has been working with surrounding agencies on training. He will certify in March.

Kudos to Officer Kelley on marihuana arrest.

Rick Ashe  
Chief of Police  
Kenedy Police Department

*The Mission of the Kenedy Police Department is to protect life and property, to prevent crime and preserve the peace in our community in a manner consistent with the freedoms secured by the Constitution, always treating people with dignity, fairness and respect.*



Animal Control – February 2022 totals

Service Calls: 43

Dog Pickup: 14

Cat Pickup: 21

Dead Animal Pickup: 9

Cat Euthanized: 15

Dog Euthanized: 3

Owner Reclaim: 6

Adoption: 2

Rescue Group: 5

Deer: 0

Snake: 0

Opossum: 1

Raccoon: 0

Fox: 0

Armadillo: 0

Warning Issued: 21

Citation Issued: 20



# KENEDY POLICE DEPARTMENT

## MONTHLY STATISTIC REPORTS

### FEBRUARY 2022

2022

2021

FEBRUARY 2022	JAN	FEB	FEB	MAR	APR	MAY	JUN	JUL	AUG	SEP	OCT	NOV	DEC	TOTAL	AVERAGE
CALLS FOR SERVICE	445	427	482	443	402	459	538	538	543	488	658	578	540	6,154	513
OFFICER ASSISTANCE	124	122	89	85	101	112	86	119	128	68	163	127	144	1,379	115
MV ACCIDENTS	07	09	06	10	14	11	12	13	15	13	09	17	13	143	12
ARRESTS	16	05	07	27	18	20	19	11	07	14	14	14	18	183	15
CLASS C ARRESTS	01	01	00	02	04	04	02	01	02	05	03	03	01	32	3
DWI ARRESTS	00	00	01	00	00	01	00	03	00	01	01	0	04	10	.8
JUVENILE INCIDENTS	03	03	07	03	06	04	08	03	03	09	12	14	07	75	6
THEFT / BURGLARY	09	15	08	11	13	14	09	18	11	16	17	20	12	165	14
CITATIONS	335	380	281	401	266	405	397	466	391	404	476	484	388	4,793	399
WARNINGS	258	163	198	281	165	306	308	328	298	285	363	372	296	3,423	285
TRAFFIC STOPS	206	219	197	281	185	286	287	309	259	272	319	309	183	3,115	260
TRUCK VIOLATIONS	14	15	20	04	28	27	23	28	24	42	35	19	08	267	22
MHMR	04	02	04	02	00	10	04	05	00	01	05	06	03	42	4
CLEARED CASES	61	32	34	54	45	46	40	36	64	45	46	41	47	557	46
BUILDING CHECKS	134	201	71	83	38	53	103	205	227	214	201	107	69	1,635	136
ASSAULTS/SEXUAL	08	03	07	07	06	08	10	09	03	04	05	12	10	85	7



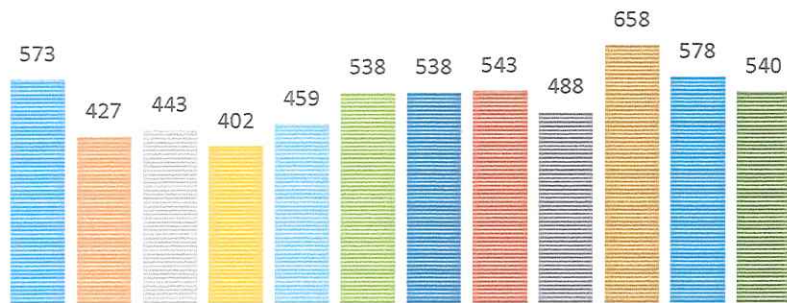
# KENEDY POLICE DEPARTMENT

## MONTHLY STATISTIC REPORTS

### FEBRUARY 2022

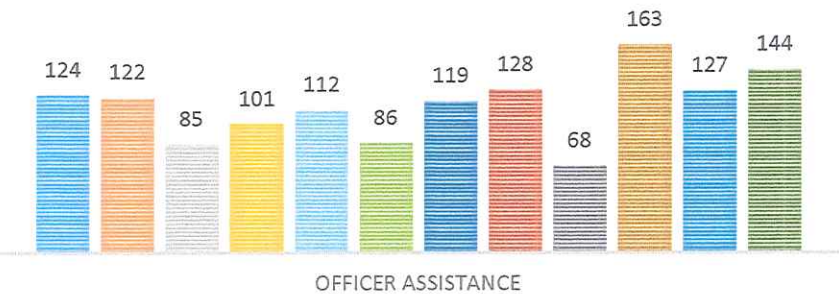
#### CALL FOR SERVICE

JAN FEB MAR APR MAY JUN JUL AUG SEP OCT NOV DEC



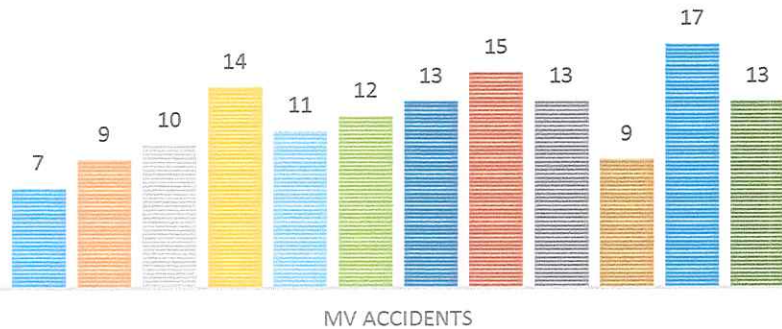
#### OFFICER ASSISTANCE

JAN FEB MAR APR MAY JUN JUL AUG SEP OCT NOV DEC



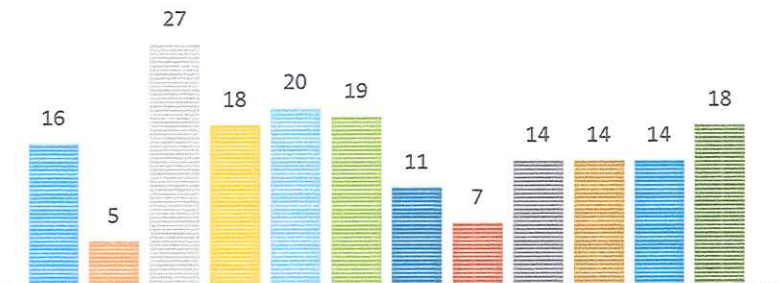
#### MV ACCIDENTS

JAN FEB MAR APR MAY JUN JUL AUG SEP OCT NOV DEC



#### ARRESTS

JAN FEB MAR APR MAY JUN JUL AUG SEP OCT NOV DEC





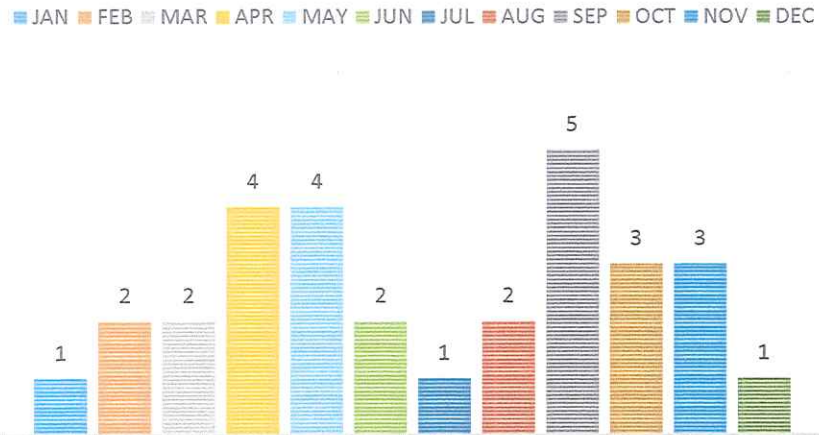


# KENEDY POLICE DEPARTMENT

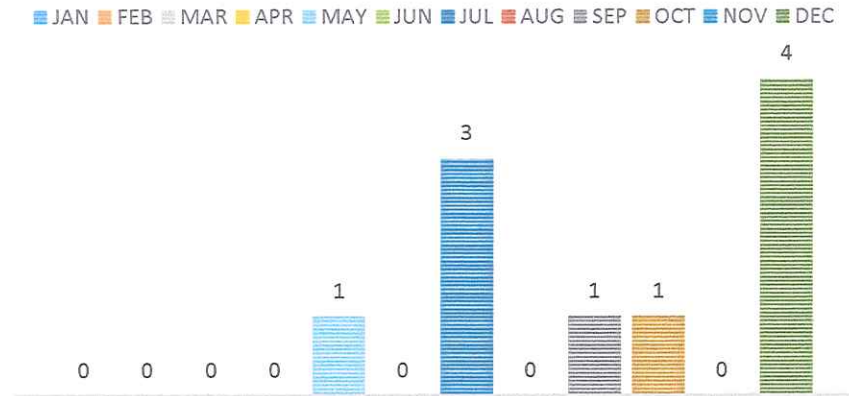
## MONTHLY STATISTIC REPORTS

### FEBRUARY 2022

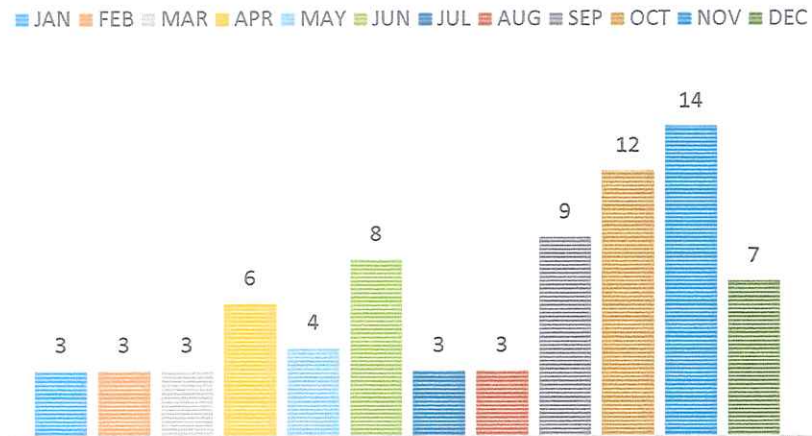
#### CLASS C ARRESTS



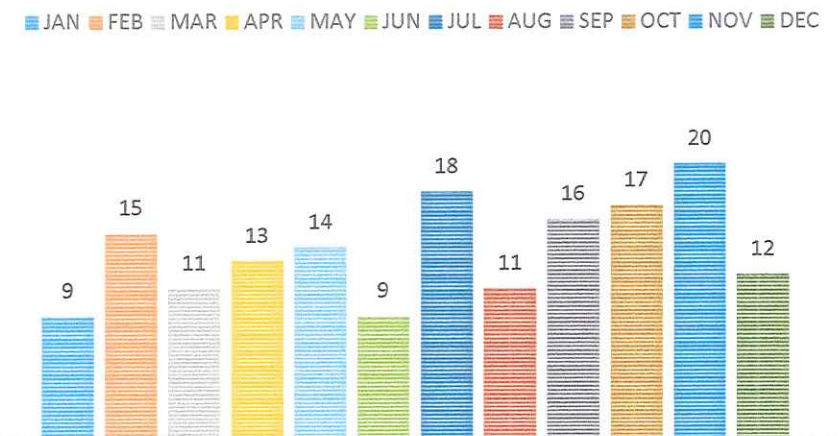
#### DWI ARRESTS



#### JUVENILE INCIDENTS



#### THEFT/BURGLARY



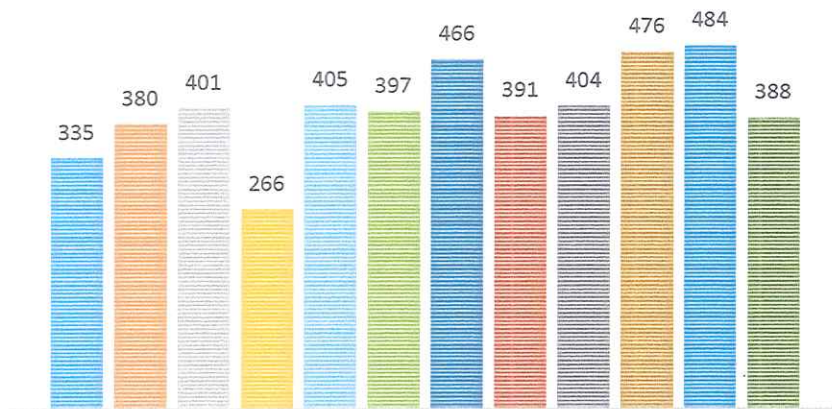


# KENEDY POLICE DEPARTMENT

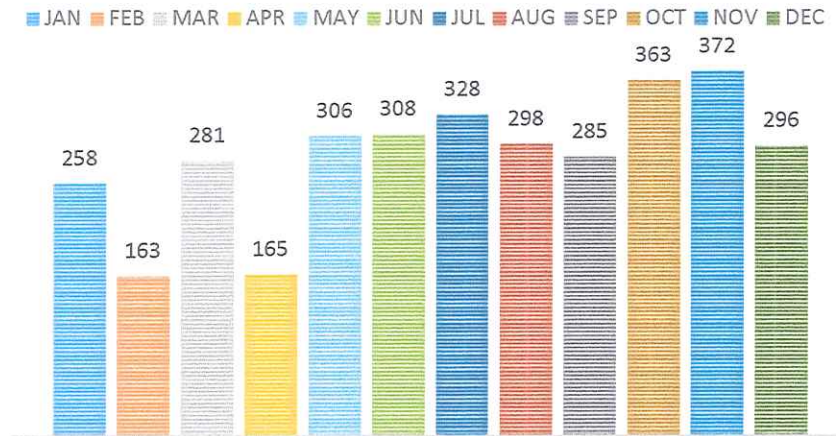
## MONTHLY STATISTIC REPORTS

### FEBRUARY 2022

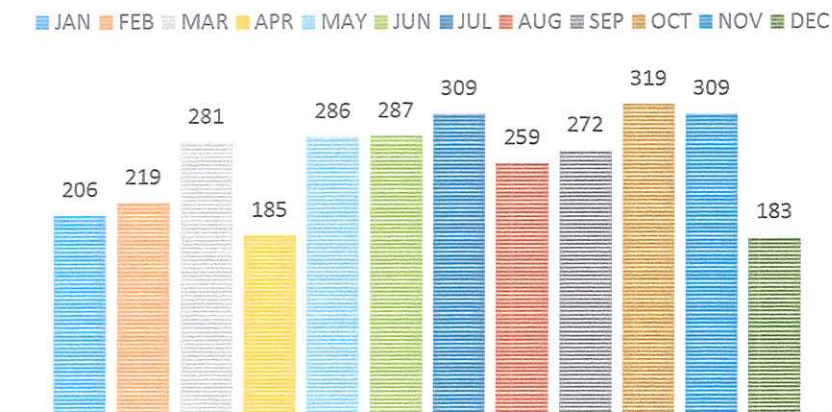
#### CITATIONS



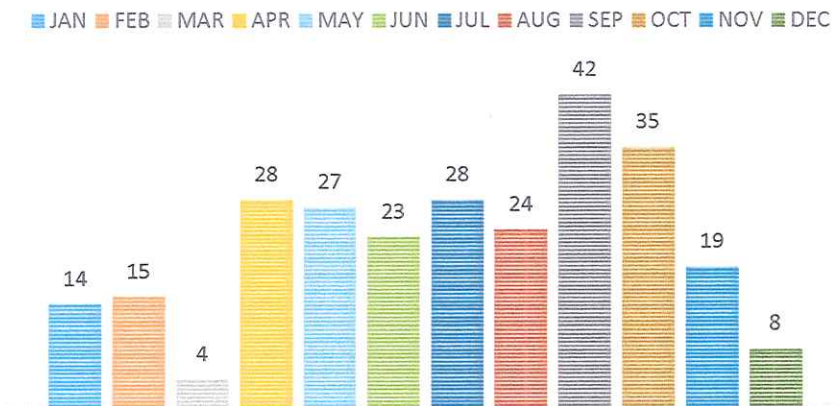
#### WARNINGS



#### TRAFFIC STOPS



#### TRUCK VIOLATIONS







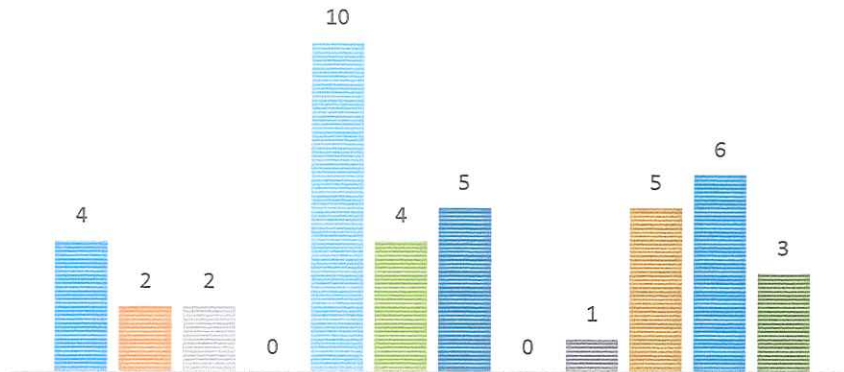
# KENEDY POLICE DEPARTMENT

## MONTHLY STATISTIC REPORTS

### FEBRUARY 2022

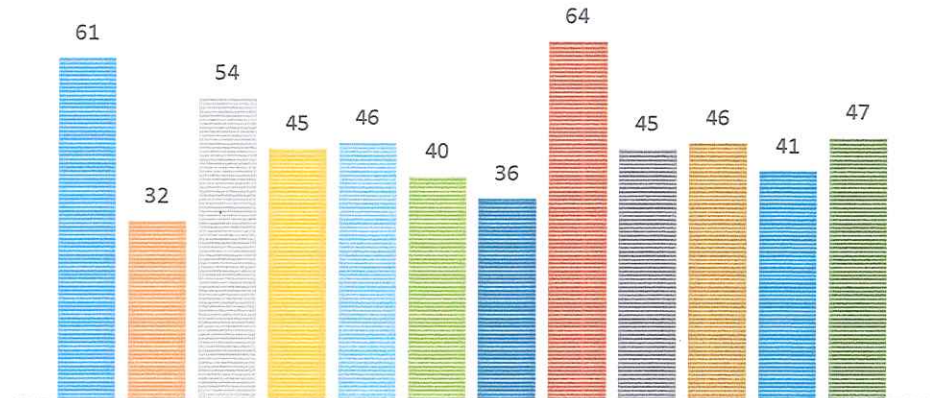
#### MHMR

JAN FEB MAR APR MAY JUN JUL AUG SEP OCT NOV DEC



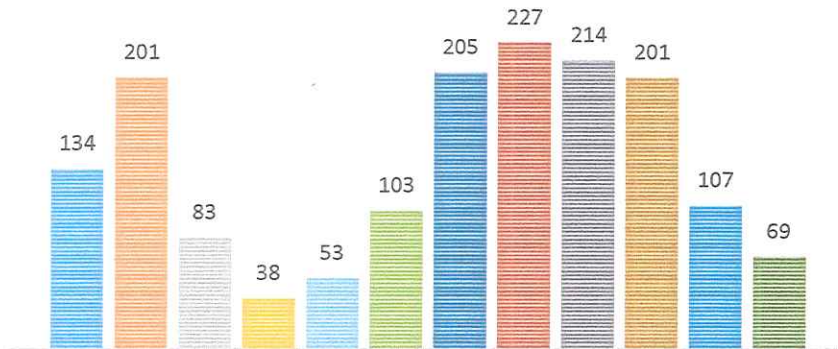
#### CASES CLEARED

JAN FEB MAR APR MAY JUN JUL AUG SEP OCT NOV DEC



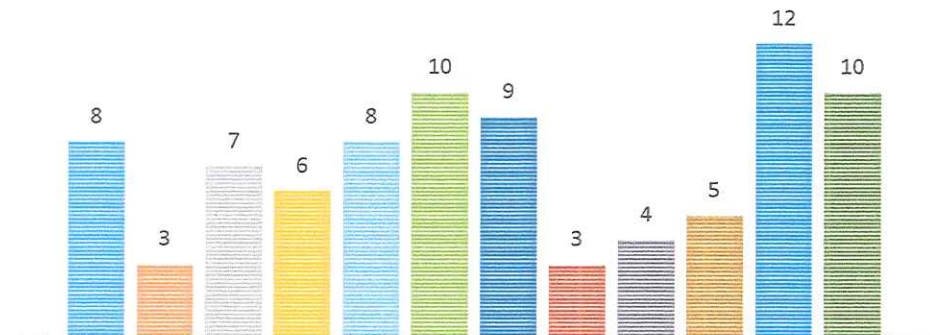
#### BUILDING CHECKS

JAN FEB MAR APR MAY JUN JUL AUG SEP OCT NOV DEC



#### ASSAULTS/SEXUAL ASSAULT

JAN FEB MAR APR MAY JUN JUL AUG SEP OCT NOV DEC








Building Department  
&  
Code Compliance  
Reports

# BUILDING/CODE COMPLIANCE REPORT FEBRUARY 2022

[illegible]



# BUILDING/CODE COMPLIANCE REPORT FEBRUARY 2022

Service calls 26		Building permits issued 6	HVAC permits issued 0	 Submitted by Jaime S. Albiar Building Official
		Electrical permits issued 6	Electrical inspections 5	
		Plumbing permits issued 2	Plumbing inspections 1	
		Gas permits issued 0	Gas inspections 0	
		Certificate of Occupancy 0	911 addresses issued 0	
		Dangerous structure violations 0	Zoning violations 0	
		Alleys cleaned 6	Plan reviews 0	
		Fees collected, all inspections and permits \$2,768.63	Collection Station disposals 49	
		Lien(s) filed 0	Lien amount total(s) \$0	
		Violation letters issued 0	Properties cleaned 0	
		Statements mailed for non-compliant owners 0	Amount of statements mailed 0	
		Payments made to the City \$0	Amount of paymnets \$0	

[illegible]

Submitted by : Jaime S. Albiar



Streets Department  
&  
Parks Department  
Reports



# Street Department

## Report for February 2022

### STREETS and MOWING

Street crews worked on Hand Patching/Grading for a total of **11** days and using **26.75** CY of Type D Plus Asphalt, and **23** CY of Patch Pro.

Street crews worked on patching **160** Potholes during a **7**-day stretch and used **21.5** CY of Type D Plus Asphalt, and **8.5** CY of Base and **6** bags of Portland Cement. Total Asphalt used for the month: **71.25** CY, and **6.8** CY of Base.

Crew went out and treated small bridge structures in preparation of Icy conditions **1** day, using **13.6** CY of Sand.

Crews also Swept a total of **12** days.

Street crews worked on tree/brush removal for **1** day, hauling off **4** trailer loads of brush to the collection station.

Street crew had **0** Call outs.

### SIGNS, ETC.

Crew repaired **1** sign.

### CONSTRUCTION

Crew worked **1** day on the perimeter fence.

Crews worked on drainage for **5** days, and cleaned Curb and Gutters for **5** days removing **96** CY of dirt/silt.

Crew worked at the sports complex forming, mixing, and pouring concrete for the flag pole on each field. Crew used **58** bags of Ready-Mix Cement and **8** bags of Portland Cement.

### Misc.

Crews Replaced **3** Trash Carts, **2** New Cart and Picked Up/Removed **4** trash carts.

Crews picked up trash from the receptacles in downtown and City Hall **8** on days.

PM was performed on **2** days, where all the equipment was serviced in one way or another.

Crew also worked on removing Christmas lights from downtown **2** days.

Street crew worked at the City Park connecting the walking trails **3** day, hauling **364** CY of dirt from the piles on the Nottingham Lots.



# Street Department

Report for February 2022

Street crew attended sexual harassment training for all employees.

## **Employees**

The Street Dept. had **1** employees' resignation during the month of February 2022.

STREET REPORT				1	2	3	4	5	6	7	8	9	10	11	12	13	14	15	16	17	18	19	20	21	22	23	24	25	26	27	28				
CALL OUTS																																	0		
VEHICLE / EQUIPMENT MAINT				10																							8						18		
NEW TRASH CART																	2																2		
REPLACE / PICKUP TRASH CART	4																3																7		
BRUSH PICK UP																																	0		
TRASH PICK UP				12			4					6				8				6						6			8		6			56	
PATCH POT HOLES		22							30								20	19	37	34							13							175	
STREET REPAIR		4					4			8	16						4	8	4		8				8	8				12				84	
WEED EATED																																	0		
MOW ALLEY/DITCH																																	0		
MOW RIGHT OF WAY																																	0		
Tree/ BRANCH Removal	6																																6		
SCRAPE CURB/ DRAINAGE DITCH	15						4			8	16						4	8	52		12				8	8				12				147	
TOPSOIL; METERS/CURB/ETC	4						6																										10		
REMOVE DIRT ON PROPERTY/STREETS		4	8				18													36	24				5	7							102		
WORKED AT CITY PARK		22							78	176	120	82					16																	494	
STREET SWEEP				8			4			8	16						4	6	8	12	15				8	8				12				109	
REPLACE / REPAIR STREET SIGNS																										1							1		
INSTALL STREET SIGNS																																	0		
SERVICE REQUEST- BUT NCBD																																	0		
SPRAY FOR MOSQUITOS																																	0		
MISC. WORK	3		24																								4	12	12						55
				32	52	32	30	0	0	40	78	230	168	88	0	0	22	61	83	85	99	0	0	0	35	36	33	20	0	0	42	0	0	1266	
TOTAL																												1266							





# Park Department

## Report for February 2022

### Sports Complex

Park crew worked on dragging/sweeping the fields **14** days, worked on the dugouts on **8** days, cleaning up and removing trash from the receptacles **12** days, and weed trimming around the fields **2** days. High school baseball and softball has started, and have hosted **5** during the month. Crew also worked on moving complex materials, and telephone post **3** days.

### Kid Park and Pavilion

Park crew mowed and weed trimmed in the Kid Park **2** days, and picked up trash **16** days, skinned the palm trees **2** days. Crew cleaned up the Pavilion **16** days.

### Walking Trail, Bridge, Basketball Court, & Gazebo

Crews mowed and weed trimmed around the Walking Trail, Basketball courts, Bridge, Gazebo **2** days. Crews picked up trash from around the Walking Trail, Basketball courts, Bridge, Gazebo **16** days. Crew picked up tree branches in these areas on **4** days. Crew worked on fixing 2 water leaks in two different areas.

### Nottingham Lots and Soccer Fields

Park crew mowed and weed trimmed the lots and soccer field **2** days, and picked up trash in this area **8** days.

### Johnny "Bear" Field

Park crew worked on the JB Field **3** days.



## City Secretary Report

# Monthly Report February 2022



**City  
Secretary  
Department**

---

## **City Secretary Report**

- Elections
  - Applications for a place on the ballot were received for Mayor, District No. 2, and District No. 4 as follows:
    - Mayor
      - Melissa Sullivan
      - Felipe Leal
      - Brandon Briones
    - District No. 2
      - John L. Rodriguez
    - District No. 4
      - Frank Nieto
      - James A. Douglas
  - The City will be contracting with the County to conduct a joint election.
- Utility Billing
  - New Services:
    - 4 Residential
    - 1 Commercial
  - Disconnect Services:
    - 5 Residential
    - 0 Commercial

## **Event Planning Report**

- Working on a July 4<sup>th</sup> event.
- Working on Christmas displays for the downtown poles and a commercial tree for the next event.
- Working on a market days event for March to October.
- The Chamber is hosting a parade for the Bluebonnet Festival and asked the City to participate with a float in the parade. The parade will be on Saturday, April 23, 2022. The deadline to apply is April 15, 2022. We are looking to have the City Council represent in the parade. We are already looking into float decorations and banners.

### **Court Report**

- Court saw 139 defendants and collected a total of \$25,637.22 with a net to the City of \$19,187.18.

### **Fire Report**

- Responded to twenty-four (24) calls
- 15,050 Gallons of water used
- Averaged 6 personal responding to calls



**NOTICE OF DRAWING FOR ORDER OF NAMES ON BALLOT  
FOR THE CITY OF KENEDY GENERAL ELECTION TO BE HELD MAY 7, 2022  
DRAWING HELD – FEBRUARY 28, 2022 – 3:30 P.M.  
CITY HALL, 303 W. MAIN ST. KENEDY, TEXAS**

---

**Mayor**

1. Melissa Sullivan
2. Felipe Leal
3. Brandon Briones


**District No. 2**


1. John L. Rodriguez


**District No. 4**

1. Frank Nieto
2. James A. Douglas

I, Ruby Mowles, certify the above drawing for order of names on ballot for the City of Kenedy General Election to be held May 7, 2022 is true and correct. This Notice of Drawing for Order of Names on Ballot was posted at the front doors to the City Hall 303 W. Main St., Kenedy, Texas on the 28<sup>th</sup> day of February 2022 by 4:15 p.m.

  
\_\_\_\_\_  
Ruby Mowles, City Secretary



  
\_\_\_\_\_  
Date

# Events Report February 2022



**City  
Secretary  
Department**

---

During the month of February, I have been working on

- obtaining quotes for a July 4<sup>th</sup> fireworks event.
- I am still in the process of gathering some quotes for Christmas displays for downtown light poles, pre lit commercial Christmas trees and displays for the park.
- I have been contacting local vendors to see if they would be interested in doing a Market Day to be held once a month from March to October. I believe this would draw more traffic to Kenedy.
- I have been in contact with the Chamber in regards to bluebonnet days, they asked if we as a city would be interested in joining the parade on Saturday, April 23<sup>rd</sup>. check in time will be 8:30am. I wanted to ask you, the council, if you would be interested in participating. The deadline for the parade entry is Friday, April 15, 2022. I have attached a parade entry packet for review.

OFFICE OF COURT ADMINISTRATION  
TEXAS JUDICIAL COUNCIL



OFFICIAL MUNICIPAL COURT MONTHLY REPORT

Month February Year 2022

Municipal Court for the City of \_\_\_\_\_

Presiding Judge LEE AZOPARDI

If new, date assumed office \_\_\_\_\_

Court Mailing Address 303 W. MAIN ST. #A

City KENEDY, TX Zip 78119

Phone Number 830-583-3641

Fax Number 830-583-2063

Court's Public Email kenedymunicourt@kenedytx.gov

Court's Website www.kenedytickets.com

THE ATTACHED IS A TRUE AND ACCURATE REFLECTION OF THE RECORDS OF THIS COURT.

Prepared by G Martinez

Date 03-02-2022 Phone Number 830-583-3641

PLEASE RETURN THIS FORM NO LATER THAN 20 DAYS FOLLOWING THE END OF THE MONTH REPORTED TO:

OFFICE OF COURT ADMINISTRATION  
P O BOX 12066  
AUSTIN, TX  
78711-2066

PHONE: (512) 463-1625  
FAX: (512) 936-2423



# CRIMINAL SECTION

Court CITY OF KENEDY MUNICIPAL COURT		Traffic Misdemeanors			Non-Traffic Misdemeanors		
Month February	Year 2022	Non-Parking	Parking	City Ordinance	Penal Code	Other State Law	City Ordinance
<b>1. Total Cases Pending First of Month:</b>		2,112	8	1	666	407	518
a. Active Cases		1,611	7	1	550	207	490
b. Inactive Cases		501	1	0	116	200	28
<b>2. New Cases Filed</b>		31	0	0	13	0	10
<b>3. Cases Reactivated</b>		1	0	0	1	0	0
<b>4. All Other Cases Added</b>		0	0	0	0	0	0
<b>5. Total Cases on Docket</b> (Sum of Lines 1a, 2, 3 & 4)		1,643	7	1	564	207	500
<b>6. Dispositions Prior to Court Appearance or Trial:</b>							
a. Uncontested Dispositions (Disposed without appearance before a judge (CCP Art. 27.14))		40	0	0	4	7	20
b. Dismissed by Prosecution		1	0	0	0	0	0
<b>7. Dispositions at Trial:</b>							
a. Convictions:							
1) Guilty Plea or Nolo Contendere		0	0	0	0	0	0
2) By the Court		0	0	0	0	0	0
3) By the Jury		0	0	0	0	0	0
b. Acquittals:							
1) By the Court		0	0	0	0	0	0
2) By the Jury		0	0	0	0	0	0
c. Dismissed by Prosecution		0	0	0	0	0	0
<b>8. Compliance Dismissals:</b>							
a. After Driver Safety Course (CCP, Art. 45.0511)		0					
b. After Deferred Disposition (CCP, Art. 45.051)		0	0	0	0	0	0
c. After Teen Court (CCP, Art. 45.052)		0	0	0	0	0	0
d. After Tobacco Awareness Course (HSC, Sec. 161.253)						0	
e. After Treatment for Chemical Dependency (CCP, Art. 45.053)					0	0	
f. After Proof of Financial Responsibility (TC, Sec. 601.193)		4					
g. All Other Transportation Code Dismissals		1	0	0	0	0	0
<b>9. All Other Dispositions</b>		0	0	0	0	0	0
<b>10. Total Cases Disposed</b> (Sum of Lines 6, 7, 8 & 9)		46	0	0	4	7	20
<b>11. Cases Placed on Inactive Status</b>		0	0	0	0	0	0
<b>12. Total Cases Pending End of Month:</b>		2,097	8	1	675	400	508
a. Active Cases (Equals Line 5 minus the sum of Lines 10 & 11)		1,595	7	1	561	199	481
b. Inactive Cases (Equals Line 1b minus Line 3 plus Line 11)		502	1	0	114	201	27
<b>13. Show Cause Hearings Held</b>		3	0	0	1	0	1
<b>14. Cases Appealed:</b>							
a. After Trial		0	0	0	0	0	0
b. Without Trial		0	0	0	0	0	0



## CIVIL/ADMINISTRATIVE SECTION

<b>Court</b> CITY OF KENEDY MUNICIPAL COURT	<b>TOTAL CASES</b>
<b>Month</b> February <b>Year</b> 2022	
<b>1. Total Cases Pending First of Month:</b>	0
a. Active Cases	0
b. Inactive Cases	0
<b>2. New Cases Filed</b>	0
<b>3. Cases Reactivated</b>	0
<b>4. All Other Cases Added</b>	0
<b>5. Total Cases on Docket</b> <i>(Sum of Lines 1a, 2, 3 &amp; 4)</i>	0
<b>DISPOSITIONS</b>	
<b>6. Uncontested Civil Fines or Penalties</b>	0
<b>7. Default Judgments</b>	0
<b>8. Agreed Judgments</b>	0
<b>9. Trial/Hearing by Judge/Hearing Officer</b>	0
<b>10. Trial by Jury</b>	0
<b>11. Dismissed for Want of Prosecution</b>	0
<b>12. All Other Dispositions</b>	0
<b>13. Total Cases Disposed</b> <i>(Sum of Lines 6 through 12)</i>	0
<b>14. Cases Placed on Inactive Status</b>	0
<b>15. Total Cases Pending End of Month:</b>	0
a. Active Cases <i>(Equals Line 5 minus the sum of Lines 13 &amp; 14)</i>	0
b. Inactive Cases <i>(Equals Line 1b minus Line 3 plus Line 14)</i>	0
<b>16. Cases Appealed:</b>	
a. After Trial	0
b. Without Trial	0

## JUVENILE/MINOR ACTIVITY

<b>Court</b> CITY OF KENEDY MUNICIPAL COURT	<b>TOTAL</b>
<b>Month</b> February <b>Year</b> 2022	
<b>1. Transportation Code Cases Filed</b>	0
<b>2. Non-Driving Alcoholic Beverage Code Cases Filed</b>	0
<b>3. Driving Under the Influence of Alcohol Cases Filed</b>	0
<b>4. Drug Paraphernalia Cases Filed</b> ( <i>HSC, Ch. 481</i> )	0
<b>5. Tobacco Cases Filed</b> ( <i>HSC, Sec. 161.252</i> )	0
<b>6. Failure to Attend School Cases Filed</b> ( <i>Ed.Code, Sec. 25.094</i> )	0
<b>7. Education Code (Except Failure to Attend) Cases Filed</b>	0
<b>8. Violation of Local Daytime Curfew Ordinance Cases Filed</b> ( <i>Local Govt. Code, Sec. 341.905</i> )	0
<b>9. All Other Non-Traffic Fine-Only Cases Filed</b>	0
<b>10. Transfer to Juvenile Court:</b>	
a. Mandatory Transfer ( <i>Fam.Code, Sec. 51.08(b)(1)</i> )	0
b. Discretionary Transfer ( <i>Fam.Code, Sec. 51.08(b)(2)</i> )	0
<b>11. Accused of Contempt and Referred to Juvenile Court (Delinquent Conduct)</b> ( <i>CCP, Art. 45.050(c)(1)</i> )	0
<b>12. Held in Contempt by Criminal Court (Fined and/or Denied Driving Privileges)</b> ( <i>CCP, Art. 45.050(c)(2)</i> )	0
<b>13. Juvenile Statement Magistrate Warning:</b>	
a. Warnings Administered	0
b. Statements Certified ( <i>Fam.Code, Sec. 51.095</i> )	0
<b>14. Detention Hearings Held</b> ( <i>Fam. Code, Sec. 54.01</i> )	0
<b>15. Orders for Non-Secure Custody Issued</b>	0
<b>16. Parent Contributing to Nonattendance Cases Filed</b> ( <i>Ed. Code, Sec. 25.093</i> )	0



# ADDITIONAL ACTIVITY

Court CITY OF KENEDY MUNICIPAL COURT		NUMBER GIVEN	NUMBER REQUESTS FOR COUNSEL
Month	February Year 2022		
<b>1. Magistrate Warnings:</b>			
a. Class C Misdemeanors		0	
b. Class A and B Misdemeanors		0	0
c. Felonies		0	0
			<b>TOTAL</b>
<b>2. Arrest Warrants Issued:</b>			
a. Class C Misdemeanors			1
b. Class A and B Misdemeanors			0
c. Felonies			1
<b>3. Capiases Pro Fine Issued</b>			0
<b>4. Search Warrants Issued</b>			0
<b>5. Warrants for Fire, Health and Code Inspections Filed</b> (CCP, Art. 18.05)			0
<b>6. Examining Trials Conducted</b>			0
<b>7. Emergency Mental Health Hearings Held</b>			0
<b>8. Magistrate's Orders for Emergency Protection Issued</b>			0
<b>9. Magistrate's Orders for Ignition Interlock Device Issued</b> (CCP, Art. 17.441)			0
<b>10. All Other Magistrate's Orders Issued Requiring Conditions for Release on Bond</b>			0
<b>11. Driver's License Denial, Revocation or Suspension Hearings Held</b> (TC, Sec. 521.300)			0
<b>12. Disposition of Stolen Property Hearings Held</b> (CCP, Ch. 47)			0
<b>13. Peace Bond Hearings Held</b>			0
<b>14. Cases in Which Fine and Court Costs Satisfied by Community Service:</b>			
a. Partial Satisfaction			0
b. Full Satisfaction			0
<b>15. Cases in Which Fine and Court Costs Satisfied by Jail Credit</b>			4
<b>16. Cases in Which Fine and Court Costs Waived for Indigency</b>			0
<b>17. Amount of Fines and Court Costs Waived for Indigency</b>			0.00
<b>18. Fines, Court Costs and Other Amounts Collected:</b>			
a. Kept by City			17,685.70
b. Remitted to State			6,054.02
c. Total			23,739.72



Kenedy Volunteer Fire Department  
303 W. Main  
Kenedy, Texas 78119

“Always Ready”

---

# February 2022

Assisted Tractor Supply with Fundraiser for Tractor supply employee and firefighter @ Fire Station- 1

A/C Fire- 2

Electrical Pole Fire- 1

Gas Leak - 5

Grass Fire- 6

Mutual Aid given- 4

Mutual Aid Received- 2

Smoke- 1

Structure fire- 1

Tree Branch Fire- 1

**Total Incidents= 24**

Water used- 15,050 gallons

Average amount of Personal Responding to each Incident- 6