



Public Works Department

Summary of Activities for June 2022

Summary of task below are in conjunction with routine task performed by field staff in providing water & wastewater treatment, maintenance.

Management Activities:

- Submitted the 2021 CCR (Consumer Confidence report) to TCEQ

Projects:

-

Notes:

- Well site generators have shipped and are in San Antonio.

Training Activities

INFORMATIONAL MORNING MEETINGS ABOUT WHAT WE DO AND WHY WE DO IT

- Registered for a "CSI" course that is needed for renewal. (Gary Paredez)

The reports listed above are included in your packet and compiled by the department Supervisor's

SUMMARY:

1. Public Works activity report (Gary Paredez)
2. Water MOR (Hector Salinas)
3. Water Loss report (Gary Paredez)
4. Water Stage Restrictions (Gary Paredez)
5. Field Operations report (Service orders (Gary Paredez)
6. Wastewater Treatment plant report (Mark Garcia)

Gary Paredez
Public Works Director

**WATER LOSS REPORT**

(BASED ON BILLING CYCLE - May 16 2022 -June 15 2022)

	LEAKS	Gallons
WATER PRODUCED FROM WELLS:	54,904,000	1 350
WATER PUMPED INTO DISTRIBUTION SYSTEM	50,376,004	2 350
WATER ACCOUNTED FOR AT METERS THROUGH BILLING:	34,176,724	3 224,216
WATER UNACCOUNTED FOR THROUGH READINGS AND BILLINGS:	16,199,280	4 67,231
		5 62,920
		6 1,614,354
Un-METERED WATER (AUTHORIZED)		
FIRE DEPARTMEN USE:	9,000	7 605,075
SEWER DEPARTMENT USE:	2,000	8 22,410
UNBILLED CONSUMPTION:	3,200	9 1,965
TOTAL UN-METERED WATER (AUTHORIZED):	14,200	10 655
		11 31,390
		12 29,927
METERED (COMMERCIAL / OTHER)		
BULK WATER:	0	13
CONTRACTOR:	0	14
FLUSHED LINES:	317,490	15
WATER ACCOUNTED FOR IN STORAGE AND LINES:	3,465,248	16
WATER LEAKS		17
NUMBER OF WATER LEAKS:	5	18
WATER LEAK WATER LOSS ESTIMATES:	2,660,843	19
		20
TOTAL OF WATER ACCOUNTED FOR:	40,634,505	21
WATER LOSS:	9,741,499	22
WATER LOSS PERCENT:	17.74%	TOTAL 2,660,843

TEXAS COMMISSION ON ENVIRONMENTAL QUALITY

MONTHLY REPORT

WATER WORKS OPERATION FOR
GROUND WATER SUPPLIES

(1) NAME OF SYSTEM - CITY OF KENEDY

(1a) WATER SYSTEM I.D. NO. - 1280002

COUNTY OF KARNES

MONTH OF JUNE 2022

Day of Week	Pumpage to Distribution System				(6) Disinfection LBS>/DAY	(7) Corrosion Control	(8) Taste/ Odor Control	(9) Fluoride Residuals
	(2) Direct from Wells to Plant	(3) From Ground Storage to Distribution System	(4) Purchased from Others	(5) Total Pumpage to Distribution				
1	1,509,000	1,632,164		1,632,164	25			
2	1,799,000	2,145,542		2,145,542	32			
3	1,799,000	1,335,309		1,335,309	24			
4	2,075,000	1,532,509		1,532,509	21			
5	2,076,000	1,998,669		1,998,669	35			
6	1,613,000	1,650,267		1,650,267	31			
7	1,958,000	1,562,252		1,562,252	30			
8	1,937,000	1,684,077		1,684,077	29			
9	1,630,000	1,469,521		1,469,521	23			
10	1,835,000	1,484,336		1,484,336	29			
11	1,744,000	1,676,901		1,676,901	27			
12	1,381,000	1,521,925		1,521,925	21			
13	1,925,000	1,583,483		1,583,483	27			
14	1,927,000	1,906,254		1,906,254	29			
15	1,796,000	1,613,267		1,613,267	27			
16	1,797,000	1,601,432		1,601,432	27			
17	1,910,000	1,720,228		1,720,228	27			
18	1,912,000	1,481,147		1,481,147	22			
19	1,717,000	1,963,087		1,963,087	32			
20	1,720,000	1,351,955		1,351,955	22			
21	1,765,000	1,768,260		1,768,260	28			
22	1,766,000	1,726,926		1,726,926	29			
23	1,938,000	1,809,082		1,809,082	30			
24	1,932,000	1,638,232		1,638,232	32			
25	1,886,000	1,649,917		1,649,917	33			
26	1,895,000	1,740,321		1,740,321	31			
27	2,065,000	1,909,437		1,909,437	34			
28	1,964,000	1,783,566		1,783,566	29			
29	1,961,000	1,936,260		1,936,260	29			
30	1,672,000	1,499,678		1,499,678	27			
31								
Total	54,904,000	50,376,004		50,376,004	842			
Avg.	1,830,133	1,679,200		1,679,200	28			
Max.	2,076,000	2,145,542		2,145,542	35			
Min.	1,381,000	1,335,309		1,335,309	21			

No. Of Active Services (10) - 1,614 Meters
3,133 Connections

Chemical Analysis (11) 1-01-2021

Dates and Results of Bacteriological Analysis (12) - JUNE 07, 2022 / 7 Samples submitted - All O.K.

Reservoirs of Tanks Checked - JULY 12, 2021

Dead Ends Flushed (14) - 23

General Remarks (15) -

Submitted By (16) _____ Certificate No. and Class (17)

WG0015819

Class C - Ground Water

Report prepared by Hector Salinas & Austin Bryan on 07-01-2022

MONTH	Total Water to Distribution	Total Ro Production per day 1704 gpm	Stage I 65%	Stage II 75 %	Stage III 85%	Stage IV 90%
Jun-22						
1	1,632,164	2,453,760	1,594,944	1,840,320	2,085,696	2,208,384
2	2,145,542	2,453,760	1,594,944	1,840,320	2,085,696	2,208,384
3	1,335,309	2,453,760	1,594,944	1,840,320	2,085,696	2,208,384
4	1,532,509	2,453,760	1,594,944	1,840,320	2,085,696	2,208,384
5	1,998,669	2,453,760	1,594,944	1,840,320	2,085,696	2,208,384
6	1,650,267	2,453,760	1,594,944	1,840,320	2,085,696	2,208,384
7	1,562,252	2,453,760	1,594,944	1,840,320	2,085,696	2,208,384
8	1,684,077	2,453,760	1,594,944	1,840,320	2,085,696	2,208,384
9	1,469,521	2,453,760	1,594,944	1,840,320	2,085,696	2,208,384
10	1,484,336	2,453,760	1,594,944	1,840,320	2,085,696	2,208,384
11	1,676,901	2,453,760	1,594,944	1,840,320	2,085,696	2,208,384
12	1,521,925	2,453,760	1,594,944	1,840,320	2,085,696	2,208,384
13	1,583,483	2,453,760	1,594,944	1,840,320	2,085,696	2,208,384
14	1,906,254	2,453,760	1,594,944	1,840,320	2,085,696	2,208,384
15	1,613,267	2,453,760	1,594,944	1,840,320	2,085,696	2,208,384
16	1,601,432	2,453,760	1,594,944	1,840,320	2,085,696	2,208,384
17	1,720,228	2,453,760	1,594,944	1,840,320	2,085,696	2,208,384
18	1,481,147	2,453,760	1,594,944	1,840,320	2,085,696	2,208,384
19	1,963,087	2,453,760	1,594,944	1,840,320	2,085,696	2,208,384
20	1,351,955	2,453,760	1,594,944	1,840,320	2,085,696	2,208,384
21	1,768,260	2,453,760	1,594,944	1,840,320	2,085,696	2,208,384
22	1,726,926	2,453,760	1,594,944	1,840,320	2,085,696	2,208,384
23	1,809,082	2,453,760	1,594,944	1,840,320	2,085,696	2,208,384
24	1,638,232	2,453,760	1,594,944	1,840,320	2,085,696	2,208,384
25	1,649,917	2,453,760	1,594,944	1,840,320	2,085,696	2,208,384
26	1,740,321	2,453,760	1,594,944	1,840,320	2,085,696	2,208,384
27	1,909,437	2,453,760	1,594,944	1,840,320	2,085,696	2,208,384
28	1,783,566	2,453,760	1,594,944	1,840,320	2,085,696	2,208,384
29	1,936,260	2,453,760	1,594,944	1,840,320	2,085,696	2,208,384
30	1,499,678	2,453,760	1,594,944	1,840,320	2,085,696	2,208,384
31			0	0	0	0
	50,376,004					

Daily Max 2,145,542

FIELD OPERATIONS REPORT FY 2021 - 2022

	OCT. 2021	NOV. 2021	DEC. 2021	JAN. 2022	FEB. 2022	MAR. 2022	APR. 2022	MAY 2022	JUN. 2022	JUL. 2022	AUG. 2022	SEP. 2022	ANNUAL TOTALS
WATER REPORT													
Accumulated Water Wos	276	277	58	191	152	227	181	177	230	0	0	0	1769
READ METER	21	20	20	24	24	24	24	24	24				205
RELEADS	134	148	0	140	100	154	97	107	151				1,031
PROFILES	4	3	0	1	2	1	0	3	4				18
REPLACE MTR / ACCURATE	5	3	1	0	1	0	0	1	3				14
TRANSFERS	2	0	2	4	3	7	4	8	6				36
METER TURN ON / OFF	58	52	14	14	14	22	42	21	25				262
TAPS / NEW SERVICE	1	1	0	1	1	1	0	0	1				6
CSI / BPAT'S	15	8	1	1	1	3	0	3	4				36
MISC WORK	36	42	20	6	6	15	14	10	12				161
TOTAL WATER CALLS	276	277	58	191	152	227	181	177	230	0	0	0	1,769
Accumulated Taps	1	2	2	3	4	5	5	5	6	6	6	6	6

ROUTINE MAINTENANCE													
Accumulated MAINT WOs	163	214	147	129	123	138	131	130	130	0	0	0	1,305
CHECK WATER PLANTS	31	31	31	31	28	31	30	31	30				274
TAKE FIELD RESIDUAL	31	31	31	31	28	31	30	31	30				274
CHECK FOR LOW PRESSURE	5	4	2	2	2	2	2	1	2				22
FLUSH LINES	28	28	28	28	28	28	28	28	28				252
SAMPLES	25	36	25	25	25	25	25	25	25				236
BOIL WATER NOTICES	2	0	0	1	2	0	0	0	1				6
SEWER MAINTENANCE CHECKS	12	48	10	4	3	5	3	4	4				93
MISC. WORK	29	36	20	7	7	16	13	10	10				148
TOTAL MAINT CALLS	163	214	147	129	123	138	131	130	130	0	0	0	1,305
Accumulated Boil Water Notices	2	2	2	3	5	5	5	5	6	6	6	6	6
	0	0	0	0	0	0	0	0	0	0	0	0	0

OTHER MAINTENANCE REPORTS													
Accumulated Other Maint. WOs	84	102	41	28	43	46	47	53	51	0	0	0	435
LINE LOCATES	8	10	5	1	3	4	3	3	6				43
REPLACE METER BOX	2	2	1	0	1	1	2	1	1				11
Replace Meter lid	2		1	0	0	0	0	0	0				3
Check For Leaks	8	19	2	0	6	5	10	11	15				76
LEAKS REPAIRED / Service Lines	6	6	4	3	3	6	3	10	4				45
Leak Repaired / Mains	15	12	2	4	6	5	10	5	10				69
Sewer Main Backups	4	5	4	4	5	8	6	5	5				46
Sewer Line Leaks Repaired	1	2	2	0	0	0	0	3	0				8
Call Outs	8	4	4	6	8	9	8	10	4				61
Vehicle / Equipment Maintenance	4	1	1	0	1	0	0	2	1				10
MISC WORK	26	41	15	10	10	8	5	3	5				123
Total Other Maint. Wos	84	102	41	28	43	46	47	53	51	0	0	0	435
LEAKS FYTD FYTD	21	18	6	7	9	11	13	15	14	0	0	0	114
TOTAL ALL WORK ORDERS	523	593	246	348	318	411	359	360	411	0	0	0	3,559



CITY OF KENEDY W.W.T.P. DAILY SAMPLES

MTH/YR: June 2022

DAY	DAILY FLOW (MGD)			EFFLUENT				AERATION BASIN					RAIN IN INCHES	INITIALS	INFLUENT	
	D.O.	pH	TEMP. °	CI2/PRE	CI2/EFF	CI2/M AN	AMM.	D.O.	pH	TEMP. °	30 min	30 min			pH	D.O.
1	1.020	7.13	6.32	28.8	3.6	0.04	0.8	0.07	3.33	6.60	28.4	950	740	RTR	7.28	0.25
2	0.997			2.7	0.03	0.5								RTR		
3	0.914			2.3	0.03	0.3								RTR		
4	0.899			2.1	0.04	0.5	0.07							CC		
5	0.969			2.4	0.03	0.5								CC		
6	0.956	6.95	6.39	28.6	2.3	0.05	0.5	0.07	2.25	6.42	28.8	950	770	CC	7.26	0.28
7	0.923	6.80	6.25	28.8	2.5	0.02	0.2	0.10	1.85	6.83	28.8	950	760	RTR		
8	0.868			2.1	0.03	0.5								RTR		
9	0.921			2.9	0.02	0.2								RTR		
10	0.819			2.2	0.03	0.3								RTR		
11	0.864			2.4	0.05	0.2								RTR		
12	1.021			2.6	0.03	0.4								RTR		
13	0.980	6.60	6.21	28.5	2.5	0.04	0.2	0.10	1.20	6.23	28.7	950	760	CC	7.25	0.23
14	0.977	6.84	6.18	29.8	2.5	0.03	0.8	0.66	2.61	6.33	28.8	930	740	RTR		
15	1.002			2.6	0.05	0.8								CC		
16	0.979			1.8	0.06	0.2								RTR		
17	0.899			1.5	0.06	0.8	0.08							CC		
18	0.922			2.1	0.03	0.5								MG		
19	1.003			1.8	0.03	0.7								MG		
20	1.100			1.9	0.04	0.7	0.08							CC		
21	0.994	6.75	6.29	29.0	2.1	0.05	0.4	0.08	1.91	6.36	28.9	940	750	CC	7.27	0.21
22	1.024	6.79	6.09	29.7	1.5	0.04	0.7	0.08	1.08	6.34	29.0	960	730	RTR		
23	0.962			1.8	0.03	0.4								CC		
24	0.919			2.0	0.05	0.3								RTR		
25	0.969			2.1	0.06	0.4								CC		
26	1.069			1.9	0.04	0.5	0.08							CC		
27	1.060	6.69	6.27	28.7	2.0	0.01	0.2	0.08	1.37	6.47	29.7	940	700	RTR	7.30	0.22
28	1.167	6.62	6.25	28.8	1.9	0.02	0.3	0.08	1.29	6.42	29.5	940	720	CC		
29	1.126			1.9	0.03	0.4								CC		
30	0.999			2.2	0.04	0.2								CC		
31																
TOTAL	29.322															
AVERAGE	0.977	6.80	6.25	29.0	2.21	0.04	0.4	0.13	1.88	6.44	29.0	946	741	0.0	7.27	0.24
MINIMUM	0.819	6.60	6.09	28.5	1.50	0.01	0.2	0.07	1.08	6.23	28.4	930	700	0.0	7.25	0.21
MAXIMUM	1.167	7.13	6.39	29.8	3.60	0.06	0.8	0.66	3.33	6.83	29.7	960	770	0.0	7.30	0.28



Accidental Discharge or Spill Monthly Summary Form

See back of form for guidance for completion

General Information:

Permittee: ☒

Subscriber: ☐

Regulated Entity Name: City of Kenedy WWTP

EPA ID No: TX0027774

Regulated Entity No: 102097839

TCEQ Region: Region 13 - San Antonio

Permit No: WQ0010746001

County: Karnes County

Start Date Start Time	End Date End Time	Volume (gallons)	Location	Cause	Steps taken to reduce, eliminate, and prevent recurrence	Description/Content	Standard Method for Volume Calculation
6/1/2022 3:50pm	6/1/2022 5:00pm	200	Intersection School St. and 4 th St.	Rags and Grease	Cleaned out manhole of debris and jetted mainline so that flow will be normal.	Backup was due to the main line clogging up with rags and grease. Jetted Main Line to clean out debris.	Visual Estimate
6/22/2022 1:30pm	6/22/2022 3:45pm	20	Intersection Ruhmann St. & Booe St.	Rags and Grease	Called out pumper truck to clean out manhole and jetted main line.	Backup was due to main line clogged up with grease and rags pumper truck came out and cleaned put manhole.	Visual Estimate

Information Reported by (Name/Title)

Date Reported: 6/1/2022

Mark Garcia Wastewater Superintendent:

Signature: Mark Garcia

TCEQ-20756 (06-27-16)

Page 1

Note: A copy of this form should be sent to your TCEQ Regional Office no later than the 20th day of the following month and the original to the TCEQ Compliance Monitoring Team (MC224), Enforcement Division, P.O. Box 13087, Austin, TX 78711-3087

*If the accidental spill or discharge occurs at a Subscriber system (collection system only), use the RN associated to the collection system. If you are uncertain of your RN, you may call the TCEQ Regional Office for assistance.

Start Date Start Time	End Date End Time	Volume (gallons)	Location	Cause	Steps taken to reduce, eliminate, and prevent recurrence	Description/Content	Standard Method for Volume Calculation

When reporting an accidental or unauthorized discharge or spill, it is important to include all information that is requested on the notification form. If you have questions about the form, do not hesitate to call your TCEQ Regional Office and ask to speak to a wastewater investigator. All information should comply with reporting requirements noted in Texas Water Code Section 26.039, 30 Texas Administrative Code (TAC) Section 305.132, and, if applicable, 30 TAC Section 327.32.

This form may be used in lieu of 24-hour notification to the Regional Office when the accidental or unauthorized discharge or spill meets the requirements in 30 TAC 305.132 and 30 TAC 327.32. You must fax or mail a completed, signed copy within 20 days of the following month to the Water Section Manager at your TCEQ Regional Office. The original, signed copy should be mailed to the address located at the bottom of the form.

General Information

Entity name - permitted name or owner name for subscriber systems.

Permit Number - Your TCEQ WQ permit number (i.e., WQ0012345001). If you are a subscriber, use the RN to which the collection system is associated. If the RN is unknown, please call the TCEQ Regional Office for assistance.

Noncompliance Summary

Volume - volume must be estimated by the one of the four methods outlined in 30 TAC

Location - include address or latitude and longitude coordinates

Cause - grease, blockage, infiltration or inflow, equipment failure, power outage, other?

Steps taken reduce, eliminate or prevent recurrence - List all steps taken to ensure no further reoccurrences

Description/content - a description of the events that lead to the spill including the contents of the spill and actions taken to clean

Standard Method - name the method you used to estimate the volume

Kenedy Police Department

119 S. Third Street

Kenedy, Texas 78119

(830) 583-2225 / (830) 583-2984



From the Office of the Police Chief



July 6, 2022

To: City Council

Ref: June 2022 report

Animal Control:

ACO Ramirez completed the Rabies Control Training.

AC now has a Facebook page to help adopt and reunite lost dogs and cats.

See numbers.

Police:

We had two of our officers complete the 40-hour bike patrol class in San Antonio. They will now be able to patrol on bikes. Look for them at future events.

We hosted training at the PD for City and PD staff for the Child Safe Place program. The city is using the Text for Help program.

Chief and SRO Fanning held several meetings with KISD staff on security improvements for next year and are working toward those now.

We hosted an Active Shooter training at the high school for KPD and KCPD officers.

The Mission of the Kenedy Police Department is to protect life and property, to prevent crime and preserve the peace in our community in a manner consistent with the freedoms secured by the Constitution, always treating people with dignity, fairness and respect.

KENEDY POLICE DEPARTMENT

119 S. Third St.
Kenedy, Texas 78119
830/583-2225

JUNE STATISTIC REPORT

2022 2021

	JAN	FEB	MAR	APR	MAY	JUN	JUN	JUL	AUG	SEP	OCT	NOV	DEC	TOTAL	AVERAGE
CALLS FOR SERVICE	445	427	678	508	506	537	538	538	543	488	658	578	540	6,446	537
OFFICER ASSISTANCE	124	122	150	168	239	195	86	119	128	68	163	127	144	1,747	146
MOTOR VEHICLE ACCIDENTS	07	09	15	18	11	18	12	13	15	13	09	17	13	158	13
ARRESTS	16	05	10	11	14	13	19	11	07	14	14	14	18	189	16
CLASS C ARRESTS	01	01	00	04	02	01	02	01	02	05	03	03	01	24	2
DWI ARRESTS	00	00	00	02	01	01	00	03	00	01	01	00	04	13	1
JUVENILE INCIDENTS	03	03	04	05	10	01	08	03	03	09	12	14	07	74	6
THEFT/ BURGLARY	09	15	08	09	20	06	09	18	11	16	17	20	12	161	13
CITATIONS	335	380	522	319	431	528	397	466	391	404	476	484	388	5,124	427
WARNINGS	258	163	420	253	351	439	308	328	298	285	363	372	296	3,826	319
TRAFFIC STOPS	206	219	311	202	255	341	287	309	259	272	319	309	183	3,185	265
TRUCK ROUTE VIOLATIONS	14	15	17	20	39	36	23	28	24	42	35	19	08	297	25
MHMR	04	02	03	04	02	00	04	05	00	01	05	06	03	35	3
CASES CLEARED	61	32	23	32	44	57	40	36	64	45	46	41	47	528	44
BUILDING CHECKS	134	201	165	178	160	171	103	205	227	214	201	107	69	2,032	169
ASSAULTS/ SEXUAL ASSAULTS	08	03	03	05	04	06	10	09	03	04	05	12	10	72	6


Rick Ashe, Chief of Police

Date

7-5-22

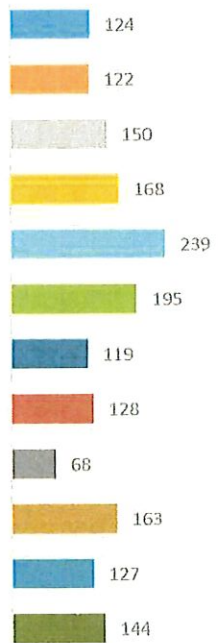
CALLS FOR SERVICE

JAN FEB MAR APR MAY JUN
JUL AUG SEP OCT NOV DEC



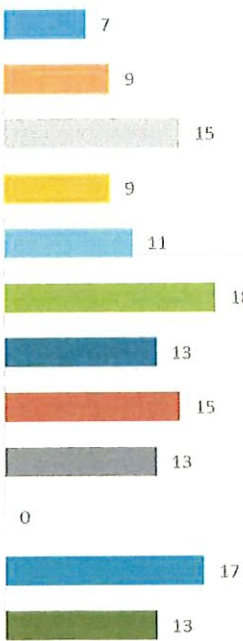
OFFICER'S ASSISTANCE

JAN FEB MAR APR MAY JUN
JUL AUG SEP OCT NOV DEC




ACCIDENTS

JAN FEB MAR APR MAY JUN
JUL AUG SEP OCT NOV DEC




ARRESTS

JAN FEB MAR APR MAY JUN
JUL AUG SEP OCT NOV DEC




CLASS C ARREST

JAN FEB MAR APR MAY JUN
JUL AUG SEP OCT NOV DEC

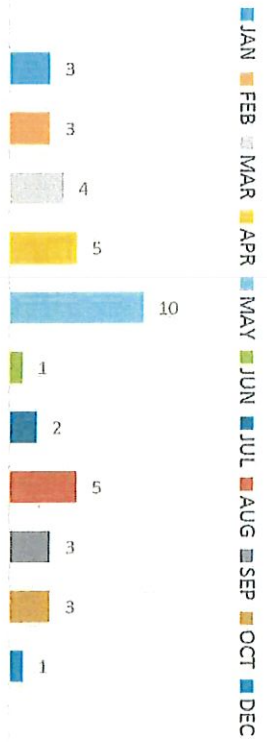


DWI

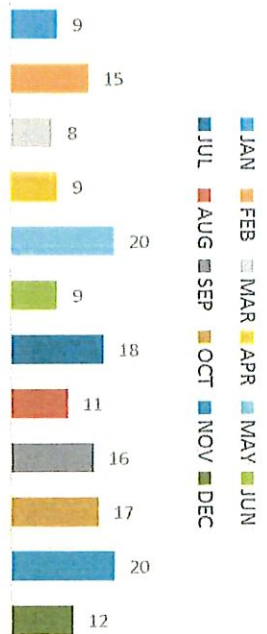
JAN FEB MAR APR MAY JUN
JUL AUG SEP OCT NOV DEC



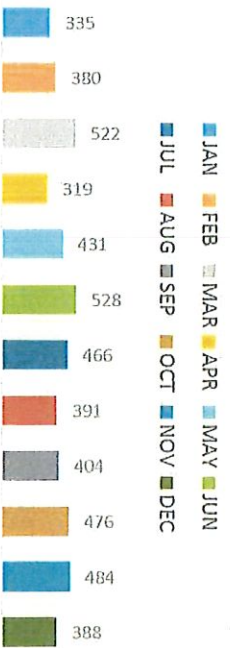
JUVENILE INCIDENTS



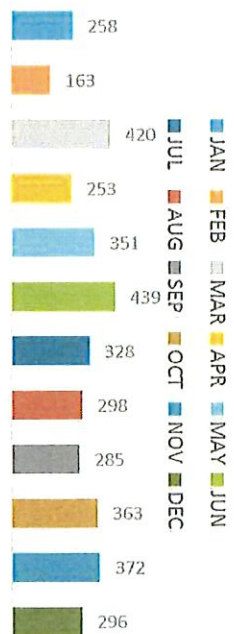
THEFT/BURGLARY



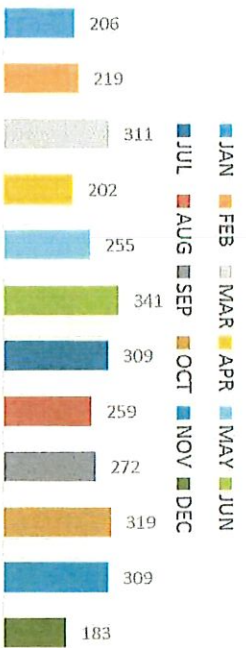
CITATIONS



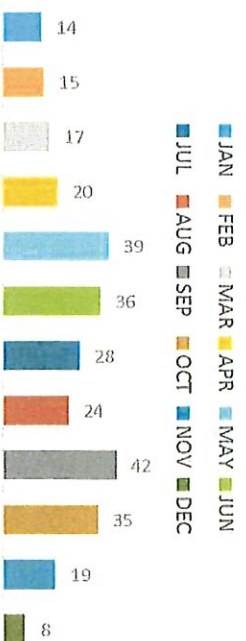
WARNINGS



TRAFFIC STOPS

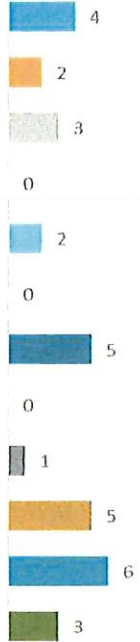


TRUCK ROUTE VIOLATIONS




MHMR

JAN FEB MAR APR MAY JUN
JUL AUG SEP OCT NOV DEC




CLEARED CASES

JAN FEB MAR APR MAY JUN
JUL AUG SEP OCT NOV DEC




BUILDING CHECKS

JAN FEB MAR APR MAY JUN
JUL AUG SEP OCT NOV DEC



ASSAULTS/SEXUAL ASSAULTS

JAN FEB MAR APR MAY JUN
JUL AUG SEP OCT NOV DEC





Animal Control – June 2022 totals

Service Calls: 53

Dog Pickup: 14

Cat Pickup: 7

Dead Animal Pickup: 12

Cat Euthanized: 7

Dog Euthanized: 1

Owner Surrenders: 3

Owner Reclaim: 6

Adoption: 5

Rescue Group: 1

Deer: 0

Snake: 1

Opossum: 1

Raccoon: 0

Fox: 0

Armadillo: 2

Warning Issued: 20

Citation Issued: 15

BUILDING/CODE COMPLIANCE REPORT JUNE 2022

	LOCATION	VIOLATION/PURPOSE	ACTION	STATUS
6/1/2022	142 Robinhood	Building permit	Permit paid for \$658.01	Permit issued for residential solar panels, CLOSED
6/1/2022	324 S. 6th. St.	Building Plan review	Submitted Plan review to AOKA	Plan review, ACTIVE
6/1/2022	315 Tilden St.	Customer Service Inspection	CSI inspection passed	CSI passed, water service turned on, CLOSED
6/1/2022	315 Tilden St.	Building Final Inspection	Building final passed	Building final inspection passed, CLOSED
6/2/2022	1422 Elm St.	HVAC permit	Permit paid for \$188.44	Permit issued for AC installation, CLOSED
6/2/2022	703 Loma Vista	Gas inspection	Gas inspection passed	Centerpoint emailed for gas service, CLOSED
6/2/2022	324 S. 6th. St.	Building permit	Permit paid for \$663.13	Permit issued for residential solar panels, CLOSED
6/3/2022	249 Booe St.	Electrical permit	Permit paid for \$126.15	Permit issued for electrical inspection, ACTIVE
6/3/2022	249 Booe St.	Electrical inspection	Electrical inspection passed	AEP emailed with ESID# for service, CLOSED
6/3/2022	311 S. Sunset Strip	Plumbing inspection	Plumbing inspection passed	Rough-in inspection passed, CLOSED
6/6/2022	401 FM 719	Building permit	Permit paid for \$149.03	Permit issued for Fire alarm monitoring system, CLOSED
6/7/2022	324 S. 6th. St.	Building permit	Permit paid for \$96.15	Permit issued for a re-roof, CLOSED
6/7/2022	1159 FM 1145	Building permit	Permit paid for \$261.94	Permit issued for a re-roof, CLOSED
6/8/2022	602 W. Main St.	Building permit	Permit paid for \$96.15	Permit issued for a re-roof, CLOSED
6/8/2022	126 Nottingham	Building permit	Permit paid for \$76.92	Permit issued for a 10'x50' driveway, CLOSED
6/8/2022	1417 Maple St.	Electrical permit	Permit paid for \$126.15	Permit issued for electrical inspection, ACTIVE
6/9/2022	1417 Maple St.	Electrical inspection	Electrical inspection passed	AEP emailed with ESID# for service, CLOSED
6/9/2022	808 S. 8th. St.	Building permit	Permit paid for \$76.92	Permit issued for a re-roof, CLOSED
6/13/2022	315 Tilden St.	Certificate of Occupancy	Permit paid for \$96.15	Permit issued for Certificate of Occupancy, ACTIVE
6/13/2022	315 Tilden St.	Certificate of Occupancy	Certificate of Occupancy inspection failed	Re-inspection will be needed, ACTIVE
6/13/2022	502 Borroun	Electrical permit	Permit paid for \$126.15	Permit issued for a electrical inspection, ACTIVE
6/13/2022	502 Borroun	Electrical inspection	Electrical inspection passed	AEP emailed with ESID# for service, CLOSED
6/14/2022	317 School St.	Dangerous Structure	City demolished structure	City demolished structure and will be invoicing owner, ACTIVE
6/14/2022	315 Tilden St.	Certificate of Occupancy	Certificate of Occupancy inspection passed	City issued Certificate of Occupancy, CLOSED
6/14/2022	430 E. Main St.	Electrical permit	Permit paid for \$126.15	Permit issued for electrical inspection, ACTIVE
6/14/2022	430 E. Main St.	Electrical inspection	Electrical inspection failed	Re-inspection will be needed, ACTIVE
6/15/2022	100A Business Park Dr.	HVAC permit	Permit paid for \$96.15	Permit issued for AC installation, CLOSED
6/16/2022	317 School St.	Dangerous Structure	Invoice for \$12,835.12 mailed	Mailed invoice via certified and regular mail, ACTIVE
6/16/2022	510 Lavaca	Building permit	Permit paid for \$76.92	Permit issued for a 20'x20' driveway
6/21/2022	505 Cottonwood	Building permit	Permit paid for \$758.91	Permit issued for residential solar panels, CLOSED
6/21/2022	277 Boardwalk	Building permit	Permit paid for \$96.15	Permit issued for one TIG call dialer, CLOSED
6/21/2022	418 S. 4th. St.	Electrical permit	Permit paid for \$126.15	Permit issued for electrical inspection, ACTIVE
6/22/2022	418 S. 4th. St.	Electrical inspection	Electrical inspection failed	Re-inspection will be needed, ACTIVE
6/22/2022	430 E. Main St.	Electrical inspection	Electrical inspection failed	Re-inspection will be needed, ACTIVE
6/22/2022	110 Graham Rd.	Gas permit	Permit paid for \$126.15	Permit issued for gas pressure test, ACTIVE
6/23/2022	110 Graham Rd.	Gas inspection	Gas inspection passed	Centerpoint emailed for gas service, CLOSED

BUILDING/CODE COMPLIANCE REPORT JUNE 2022

6/27/2022	142 Robinhood	Electrical permit	Permit paid for \$126.15	Permit issued for electrical inspection, ACTIVE
6/27/2022	142 Robinhood	Electrical inspection	Electrical inspection passed	AEP emailed with ESID# for service, CLOSED
6/27/2022	425 E. Dailey St.	Building permit	Permit paid for \$100.00	Permit issued for a 12x16' storage building, CLOSED
6/27/2022	430 E. Main St.	Electrical inspection	Electrical inspection passed	AEP emailed with ESID# for service, CLOSED
6/28/2022	722 School St.	Dangerous Structure	Inspected property	Owner has been cleaning the burnt homes, work progressing, ACTIVE
6/28/2022	608 School St.	Building permit	Permit paid for \$76.92	Permit issued for a re-roof, CLOSED
6/28/2022	502 Dewitt St.	Plumbing violation	Inspected property	City advised owner regarding a plumbing inspection, ACTIVE
6/29/2022	212 S. 1st. St.	Dangerous Structure	Inspected property	City notified by owner, owner will be demolishing structure, ACTIVE
6/30/2022	221 Young St.	Dangerous Structure	Inspected property	City will perform asbestos survey prior to demolition, ACTIVE
6/30/2022	326 S. 5th. St.	Building permit	Permit paid for \$230.44	Permit issued for a re-roof, CLOSED
Service calls		Building permits issued	HVAC permits issued	
46		14	2	
		Electrical permits issued	Electrical inspections	
		5	8	
		Plumbing permits issued	Plumbing inspections	
		1	1	
		Gas permits issued	Gas inspections	
		1	2	
		Certificate of Occupancy	911 addresses issued	
		1	0	
		Dangerous structure violations	Zoning violations	
		4	0	
		Alleys cleaned	Plan reviews	
		0	1	
		Fees collected, all inspections and permits	Collection Station disposals	
		\$5,007.53	43	
		Lien(s) filed	Lien amount total(s)	
		0	\$0	
		Violation letters issued	Properties cleaned	
		0	1	

BUILDING/CODE COMPLIANCE REPORT JUNE 2022

	Statements mailed for non-compliant owners	Amount of statements mailed	Submitted by Jaime S. Albiar Building Official
	1	\$12,835.12	
	Payments made to the City	Amount of payments	
	\$0	\$0	<i>Jaime S. Albiar</i>

[illegible]

Submitted by : Jaime S. Albiar



Street Department

Report for June 2022

STREETS and MOWING

Street crew worked on Hand Patching/Grading for a total of **5** days and using **42.5** CY of Type D Plus Asphalt.

Street crew worked on patching **6** Potholes during a **1**-day stretch and used **0.25** CY of Type D Plus Asphalt. Crew also used **18** CY of Base. Total Asphalt used for the month: **42.75** of asphalt CY, and **18** CY of Base.

Crew also Swept a total of **16** days.

Crew mowed, weed trimmed, and picked up trash on **21** roadways.

Street crew worked on tree/brush removal for **4** days, hauling off **10** trailer loads of brush to the collection station.

Street crew had **1** Call outs.

SIGNS, ETC.

Crew repaired **2** signs.

CONSTRUCTION

Crew worked on the area next to city hall for **5** days, removing **84** CY of dirt, adding **18** CY of base, and **12** CY of RAP.

Misc.

Crew Replaced **10** Trash Carts, delivered **8** New Carts and Picked Up **11** trash carts.

Crew picked up trash from the receptacles in downtown and City Hall **8** on days.

Crew hauled off **162** CY of dirt from the side of the Public Works Building, to the property off CR 166.

Crew worked at the Airport for **5** days mowing, shredding, weed eating, and picking up trash. PM was performed on **2** days, where all the equipment was serviced in one way or another.



Street Department

Report for June 2022

Employees

The Street Dept. had **2** employees resign, and hired **1** employee during the month of June 2022, and the employee that was hired is working in the water dept. Street dept is currently **5** employees short from being fully staffed.



Park Department

Report for June 2022

Sports Complex

Park crew worked on dragging/sweeping the fields **8** days, cleaning up and removing trash from the receptacles **14** days, and weed trimming around the fields **4** days. High school summer softball program has started, and have hosted **16** games during the month.

Kid Park and Pavilion

Park crew mowed and weed trimmed in the Kid Park **10** days, and picked up trash **22** days. Crew cleaned up the Pavilion **24** days.

Walking Trail, Bridge, Basketball Court, & Gazebo

Crews mowed and weed trimmed around the Walking Trail, Basketball courts, Bridge, Gazebo **10** days. Crews picked up trash from around the Walking Trail, Basketball courts, Bridge, Gazebo **24** days. The crew worked on adding material along the walking trail as needed. **The landscaping project at the gazebo/water feature has been completed, and all the boards at the pier have been replaced. Boards on the bridge are starting to be replaced as needed.**

Nottingham Lots and Soccer Fields

Park crew mowed and weed trimmed the lots and soccer field **6** days, and picked up trash in this area **16** days.

STREET REPORT

	1	2	3	4	5	6	7	8	9	10	11	12	13	14	15	16	17	18	19	20	21	22	23	24	25	26	27	28	29	30
CALL OUTS																														
VEHICLE / EQUIPMENT MAINT																														
NEW TRASH CART																														
REPLACE / PICKUP TRASH CART																														
BRUSH PICK UP																														
TRASH PICK UP																														
PATCH POT HOLES																														
STREET REPAIR																														
WEED EATED																														
MOW ALLEY/DITCH																														
MOW RIGHT OF WAY																														
Tree/ BRANCH Removal																														
SCRAPE CURB/ DRAINAGE DITCH																														
TOPSOIL; METERS/CURB/ETC																														
REMOVE DIRT ON PROPERTY/STREETS																														
WORKED AT CITY PARK																														
STREET SWEEP																														
REPLACE / REPAIR STREET SIGNS																														
INSTALL STREET SIGNS																														
SERVICE REQUEST - BUT NCBD																														
SPRAY FOR MOSQUITOS																														
MISC. WORK																														

57 18 55 0 0 52 38 35 53 31 0 0 24 15 34 59 53 0 0 0 19 120 99 46 0 0 48 32 50 37 975

HOLIDAY

TOTAL 975

Monthly Report June 2022



City
Secretary
Department

City Secretary Report

- Utility Billing
 - New Services:
 - 9 Residential
 - 0 Commercial
 - Disconnect Services:
 - 3 Residential
 - 0 Commercial

Event Report

- City Hall staff received National Safe Place training in June. Safe Place is a national outreach and prevention program for youth in crisis. Licensed Safe Place agencies serve youth aged 12 to 17 years old, and some agencies serve younger and older youth.
- Coming up: August 15, 2022 will be the City's Food Distribution Event at 820 Escondido Street.
- The July 3rd City event at the Joe Gulley Park was a tremendous success. It included a showing of Disney's movie *Encanto*. Food trucks and various vendors were on site. Water slides were also there and were a welcome addition due the extreme hot weather. Fireworks had to be cancelled due to the burn ban and drought conditions.
- The City is planning a Labor Day event to hopefully include fireworks, bands, food trucks, vendors, a movie and possible carnival.

Court Report

- Court cases disposed: 47 and collected a total of \$20,075.14 with a net to the City of \$ 14,828.05

Fire Report

- Responded to 15 incidents
- 9,050 Gallons of water used
- Averaged 7 personnel responding to each incident



Kenedy Volunteer Fire Department, LLC

118 north 3rd st

Kenedy Tx, 78119

"Always Ready"

JUNE 2022

Electrical Pole Fire- 2

Grass Fire- 4 (Mutual Aid Given- 2)

Motor Vehicle Fire- 2 (Mutual Aid Given- 1)

Motor Vehicle Accident- 2

Fire Alarm- 1

Structure Fire- 2 (Mutual Aid Received- 1)

Motor Vehicle/ Grass/ Structure Fire- 1 (Mutual Aid Given- 1)

Gas Leak - 1

Total Incidents= 15

Water used- 9,050 gallons

Foam – 1 - 5-gal pail

Average amount of Personal Responding to each Incident- 7

OFFICE OF COURT ADMINISTRATION
TEXAS JUDICIAL COUNCIL



OFFICIAL MUNICIPAL COURT MONTHLY REPORT

Month June

Year 2022

Municipal Court for the City of Kenedy

Presiding Judge Judge Lee Azopardi

If new, date assumed office _____

Court Mailing Address 303 W. Main Street #A

City Kenedy, Tx Zip 78119

Phone Number (830) 583-3641

Fax Number (830) 583-2063

Court's Public Email kenedymunicourt@kenedytx.gov

Court's Website <https://www.kenedytx.gov/municipal-court>

THE ATTACHED IS A TRUE AND ACCURATE REFLECTION OF THE RECORDS OF THIS COURT.

Prepared by _____

Date _____ Phone Number _____

PLEASE RETURN THIS FORM NO LATER THAN 20 DAYS FOLLOWING THE END OF THE MONTH REPORTED TO:

OFFICE OF COURT ADMINISTRATION
P O BOX 12066
AUSTIN, TX
78711-2066

PHONE: (512) 463-1625
FAX: (512) 936-2423

CRIMINAL SECTION

Court		Traffic Misdemeanors			Non-Traffic Misdemeanors		
Month	Year	Non-Parking	Parking	City Ordinance	Penal Code	Other State Law	City Ordinance
June	2022						
1. Total Cases Pending First of Month:		0	0	0	0	0	0
a. Active Cases		0	0	0	0	0	0
b. Inactive Cases		0	0	0	0	0	0
2. New Cases Filed		68	0	0	11	6	15
3. Cases Reactivated		1	0	0	2	0	0
4. All Other Cases Added		0	0	0	0	0	0
5. Total Cases on Docket (Sum of Lines 1a,2,3&4)		69	0	0	13	6	15
6. Dispositions Prior to Court Appearance of Trial:							
a. Uncontested Dispositions (Disposed without appearance before a Judge (CCP Art. 27.14))		20	0	0	2	1	15
b. Dismissed by Prosecution		3	0	0	0	0	4
7. Disposition at Trial:							
a. Convictions							
1) Guilty Plea or Nolo Contendere		0	0	0	0	0	1
2) By the Court		1	0	0	0	0	1
3) By the Jury		0	0	0	0	0	0
b. Acquittals:							
1) By the Court		0	0	0	0	0	0
2) By the Jury		0	0	0	0	0	0
c. Dismissed by Prosecution		0	0	0	0	0	0
8. Compliance Dismissals:							
a. After Driver Safety Course (CCP, Art. 45.0511)		1					
b. After Deferred Disposition (CCP, Art. 45.051)		2	0	0	0	0	0
c. City After Teen Court (CCP, Art. 45.052)		0	0	0	0	0	0
d. Date From After Tobacco Awareness Course (HSC, Sec. 161.253)						0	
e. After Treatment for Chemical Dependency (CCP, Art. 45.053)					0	0	
f. After Proof of Financial Responsibility (TC, Sec. 601.193)		5					
g. All Other Transportation Code Dismissals		0	0	0	0	0	2
9. All Other Dispositions		5	0	0	6	13	1
10. Total cases Disposed (Sum of lines 6,7,8&9)		37	0	0	8	14	24
11. Cases Placed on Inactive Status		0	0	0	0	0	0
12. Total Cases Pending End of Month:		31	0	0	3	-8	-9
a. Active Cases (Equals Lines 5 minus the sum of Lines 10&11)		32	0	0	5	-8	-9
b. Inactive Cases (Equals Line 1b minus Lines 3 plus Line 11)		-1	0	0	-2	0	0
13. Show Cause Hearings Held		27	0	0	5	1	6
14. Cases Appealed:							
a. After Trial		0	0	0	0	0	0
b. Without Trial		0	0	0	0	0	0

CIVIL / ADMINISTRATIVE SECTION

Court	
Month June Year 2022	
1. Total Cases pending First of Month:	0
a. Active Cases	0
b. Inactive Cases	0
2. New Cases Filed	0
3. Cases Reactivated	0
4. All Other Cases Added	0
5. Total Cases on Docket (Sum of Lines 1a,2,3,&4)	0
DISPOSITIONS	
6. Uncontested Civil Fines or Penalties	0
7. Default Judgments	0
8. Agreed Judgments	0
9. Trial Hearing by Judge/Hearing Officer	0
10. Trial by Jury	0
11. Dismissed for Want of Prosecution	0
12. All Other Dispositions	0
13. Total Cases Disposed (Sum of Lines 6 thru 12)	0
14. Cases Placed on Inactive Status	0
15. Total Cases Pending End of Month:	0
a. Active Cases (Equals Line 5 minus the sum of Lines 13&14)	0
b. Inactive Cases (Equals Line 1b minus Line 3 plus Line 14)	0
16. Cases Appealed:	
a. After Trial	0
b. Without Trial	0

JUVENILE / MINOR ACTIVITY

Court	
Month June Year 2022	
1. Transportation Code Cases Filed	0
2. Non-Driving Alcoholic Beverage Code Cases Filed	0
3. Driving Under the Influence of Alcohol Cases Filed	0
4. Drug Paraphernalia Cases Filed (HSC, Ch. 481)	0
5. Tobacco Cases Filed (HSC, Sec. 161.252)	0
6. Failure to Attend School Cases Filed (Ed.Code, Sec. 25.094)	0
7. Education Code (Except Failure to Attend) Cases Filed	0
8. Violation of Local Daytime Curfew Ordinance Cases Filed (Local Govt. Code, Sec. 341.905)	0
9. All Other Non-Traffic Fine-Only Cases Filed	0
10. Transfer to Juvenile Court:	
a. Mandatory Transfer (Fam.Code, Sec. 51.08(b)(1))	0
b. Discretionary Transfer (Fam.Code, Sec. 51.08(b)(1))	0
11. Accused of Contempt and Referred to Juvenile Court (Delinquent Conduct) (CCP, Art. 45.05(c)(1))	0
12. Held in Contempt by Criminal Court(Fined and/or Denied Driving Privileges) (CCP, Art. 45.050(c)(2))	0
13. Juvenile Statement Magistrate Warning:	
a. Warnings Administered	0
b. Statements Certified (Fam.Code, Sec. 51.095)	0
14. Detention Hearings Held (Fam. Code, Sec. 54.01)	0
15. Orders for Non-Secure Custody Issued	0
16. Parent Contributing to Nonattendance Cases Filed (Ed. Code, Sec. 25.093)	0

ADDITIONAL ACTIVITY

Court		NUMBER GIVEN	NUMBER REQUESTS FOR COUNSEL
Month	Year		
June	2022		
1. Magistrate Warnings:		0	
a. Class C Misdemeanors			
b. Class A and B Misdemeanors		0	0
c. Felonies		0	0
			TOTAL
2. Arrest warrants Issued:			0
a. Class C Misdemeanors			
b. Class A and B Misdemeanors			0
c. Felonies			0
3. Capiases Pro Fine Issued			0
4. Search Warrants Issued			0
5. Warrants for Fire, Health and Code Inspections Filed (CCP, Art. 1805)			0
6. Examining Trials Conducted			0
7. Emergency Mental Health Hearings Held			0
8. Magistrate's Orders for Emergency Protection Issued			0
9. Magistrate's Orders for Ignition Interlock Device Issued (CCP, Art. 17.441)			0
10. All Other Magistrate's Orders Issued Requiring Conditions for release on Bond			0
11. Driver's License Denial, Revocation or Suspension Hearings Held (IC, Sec.521.300)			0
12. Disposition of Stolen Property Hearings Held (CCP, Ch. 47)			0
13. Peace Bond Hearings Held			0
14. Cases in which Fine and Court Costs Satisfied by Community Service:			0
a. Partial Satisfaction			
b. Full Satisfaction			0
15. Cases in Which Fine and Court Costs Satisfied by Jail Credit			0
16. Cases in Which Fine and Court Costs Waived for Indigency			0
17. Amount of Fines and Court Costs Waived for Indigency			\$0.00
18. Fines, Court Costs and Other Amounts Collected:			\$15,226.85
a. Kept by City			
b. Remitted to State			\$4,848.29
c. Total			\$20,075.14



Cashiering End Of Month Report

City of Kenedy, TX

7/1/2022 10:37:18 AM

Packets For Transaction Date From 06/01/2022 To 06/30/2022

General Ledger Distribution

	Account Number	Account Name	IFT	Posting Amount
Fund:	10 - COURT FUNDS 10			
	00-240.09	MUNICIPAL BUILDING SECURITY		-286.25
	00-240.10	MUNICIPAL TECHNOLOGY FEE		-241.63
	00-305.01	MUNICIPAL COURT REVENUE		-14,253.17
	11.530.18	MUNICIPAL COURT PAYABLE TO STATE		-5,294.09
		10 Total:		-20,075.14
Fund:	99 - GENERAL FUND 99			
	00-100.01	CASH ACCOUNT		20,075.14
		99 Total:		20,075.14
		Distribution Total:		0.00
	1	0	0.00	0.00

Transaction Summary

Transation Code	Count	Applied Amount
1 - Court Payments	136	20075.14
Transaction Totals:	136	20,075.14

Payment Summary

Payment Method	Count	Applied Amount
Cash - Cash	30	1,638.00
Check - Check	6	2,243.67
Money Order - Money Order	20	2,585.00
Web Payments - Web Payments (NCourt)	80	13,608.47
Payment Method Totals:	136	20,075.14

Fee Code Totals

<u>Fee</u>	<u>Payments</u>	<u>Total of Payments</u>
CCC - CONSOLIDATED COURT COST	86	3,901.46
COLAGY - COLLECTION AGENCY FEE	10	675.54
DEF - SPECIAL EXPENSE FEE	4	233.90
DSC - DRIVER SAFETY FEE	5	50.00
FINE - FINE	94	12,141.66
IDF - INDIGENT DEFENSE FUND	11	13.04
JRF - JURY REIMBURSEMENT FEE	11	26.14
JSF-CITY - JUDICIAL SUPPORT FEE	6	3.03
JSF-STATE - JUDICIAL SUPPORT FEE STATE	11	35.24
MAF - LOCAL AND MUNICIPAL ARREST FEE	76	301.52
MBSF - MUNICIPAL BLDG SECURITY FUND	77	286.25
MJR - MUNICIPAL JURY FUND	53	4.69
MVF-CITY - MOVING VIOLATION FEE - CITY	1	0.01
MVF-STATE - MOVING VIOLATION FEE - STATE	1	0.09
OMNI-CITY - OMNI CITY FEES	5	16.18
OMNI-STATE - OMNI STATE FEES	2	40.00
OMNI-VENDOR - OMNI VENDOR FEES	6	22.40
STF - STATE TRAFFIC FINE	35	1,261.74
TECH - MUNICIPAL TECHNOLOGY FUND	77	241.63
TFC - LOCAL TRAFFIC FEE	25	70.09
TPCITY - TIME PAYMENT CITY FEE	1	0.58
TPDF - LOCAL TRUANCY DIVERSION FUND	71	276.71
TPRF - TIME PAYMENT REIMBURSEMENT FEE	34	298.53
TPSTATE - TIME PAY STATE FEE	2	5.32
TRPC - TRUANCY PREVENTION COST	9	11.06
WARRANT - WARRANT FEE	5	158.33
Fee Code Total:	718	20,075.14

Payment Totals

Total Bonds	0	0.00
Total Payments	145	20,075.14
Total	145	20,075.14

Packet Totals

<u>Packet Number</u>	<u>Packet Description</u>	<u>Transaction Date</u>	<u>Posted Date</u>
CLPKT00060	6.1.22	06/02/2022	06/01/2022
CLPKT00061	6.2.22	06/03/2022	06/02/2022
CLPKT00062	6.3.22	06/06/2022	06/03/2022
CLPKT00063	6.6.22	06/07/2022	06/06/2022
CLPKT00064	6.7.22	06/08/2022	06/07/2022
CLPKT00065	6.8.22	06/09/2022	06/08/2022
CLPKT00066	6.9.22	06/10/2022	06/09/2022
CLPKT00067	6.10.22	06/13/2022	06/10/2022
CLPKT00068	6.13.22	06/14/2022	06/13/2022
PKT00069	6.14.22	06/15/2022	06/14/2022
PKT00070	6.15.22	06/16/2022	06/15/2022

Packet Totals

Packet Number	Packet Description	Transaction Date	Posted Date
CLPKT00071	6.16.22	06/17/2022	06/16/2022
CLPKT00072	6.17.22	06/21/2022	06/17/2022
CLPKT00074	6.21.22	06/22/2022	06/21/2022
CLPKT00075	6.22.22	06/23/2022	06/22/2022
CLPKT00076	6.23.22	06/23/2022	06/23/2022
CLPKT00077	6.27.22	06/27/2022	06/27/2022
CLPKT00078	06.28.22	06/29/2022	06/28/2022
CLPKT00079	06.29.22	06/30/2022	06/29/2022
CLPKT00080	6.29.22	07/01/2022	06/30/2022
Total Packets	20		



Safe Place[®] Fact Sheet

What is Safe Place?

Safe Place is a national outreach and prevention program for youth in crisis. More than 22,000 locations across the U.S. display the yellow and black Safe Place sign, the universal symbol of help and safety for all young people. Businesses and community organizations connect youth in crisis with the local youth service agencies and resources. Licensed Safe Place agencies serve youth aged 12 to 17 years old, and some agencies serve younger and older youth. To learn more, visit www.nationalsafeplace.org.

How does Safe Place work?

- A young person enters a Safe Place location and asks for help.
- The site employee finds a comfortable place for the youth to wait while they call the local Safe Place licensed agency.
- Within 30 minutes or less, a Safe Place representative will arrive to talk with the youth and, if necessary, provide transportation to the shelter for counseling, support, a place to stay and/or other resources.
- Once at the Safe Place agency, counselors meet with the youth and provide support. Agency staff makes sure the youth and their families receive the help and professional services they need.

What is TXT 4 HELP?

TXT 4 HELP is a 24-hour, text-for-support service which provides access to immediate help and safety for teens. It's quick, easy, safe, and confidential. TXT 4 HELP is a free service offered to all youth in crisis. Regular text messaging rates apply.

How does TXT 4 HELP work?

- Text the word "safe" and your current location (address, city, state) to 4HELP (44357).
- Within seconds, you will receive a message with the closest Safe Place site and phone number for the local youth agency.
- For immediate help, reply with "2chat" to text interactively with a trained counselor.

About National Safe Place Network

National Safe Place Network envisions a world where all youth are safe. The mission is to ensure an effective system of response for youth in crisis through public and private partnerships at a local, state and national level.

National Safe Place Network (NSPN) provides quality training, capacity building, and technical support to youth and family service organizations across the nation. Safe Place also provides a national text-for-support program, TXT 4 HELP. Teens can text the word "SAFE" to 4HELP (44357) and access options to locate the nearest Safe Place and text one-on-one with a counselor. TXT 4 HELP is available 24/7/365. Learn more about NSPN and Safe Place at www.nspnetwork.org and www.nationalsafeplace.org.





History

Safe Place began in 1983 in Louisville, Kentucky, as the youth outreach effort of the YMCA Shelter House. Homeless and otherwise vulnerable youth were seeking help and Safe Place was created as a response. In 2009, National Safe Place Network (NSPN) began connecting with youth in crisis via texting technology. In 2012, TXT 4 HELP expanded to include an interactive component offering youth the opportunity to text with a qualified counselor. TXT 4 HELP helped remove barriers to services by expanding the Safe Place footprint to all 50 states and every community. Wherever youth are – school, church, a friend's house, hotel, or their own bedroom – youth can connect with help.

In order to meet increased needs, respond to requests from businesses and organizations to become involved with Safe Place, and further expand the safety net for youth, NSPN developed three alternative models of Safe Place. These models may be implemented when a community has not yet begun the process of operating a full Safe Place program.

The alternative Safe Place models are:

- TXT 4 HELP Sites – A Safe Place expansion approach where communities/locations can promote and utilize TXT 4 HELP to respond to youth in crisis.
- First Responders – A Safe Place expansion approach where local fire departments, emergency medical services, and law enforcement agencies collaborate with NSPN to bring Safe Place to a local community and establish their departments as sites that can respond to youth in crisis by promoting and utilizing TXT 4 HELP and providing additional information/resources.
- Transit – A Safe Place expansion approach where transit companies initiate the program, designate their transit vehicles as mobile TXT 4 HELP sites, and take the lead in supporting collaborations/partnerships in promoting Safe Place services. These sites can also provide additional information and resources.

All these models are designed to connect youth to immediate safety through TXT 4 HELP and, when possible, local resources identified with the assistance of NSPN. NSPN desires fully-functioning Safe Place programs in all communities, and these models can be the first step toward starting a program.

The creation of TXT 4 HELP sites expands Safe Place's national footprint and assists NSPN in meeting its mission of ensuring an effective system of response for youth in crisis through public and private partnerships at a local, state, and national level.



Safe Place® TXT 4 HELP Procedures

Step-by-step instructions to assist youth in crisis

Any youth asking the following questions may be looking for help:

- "Is this a Safe Place?"
- "Can you help me?"
- "What does that sign mean?"

A youth may not ask for help immediately but instead just stand around and wait for you to speak first.

Step 1

When encountering a youth seeking help, get a general idea of what is wrong and reassure the youth.

Step 2

If the youth is in danger or needs medical attention, appropriate action is taken to meet those needs and contacts are made with appropriate services (law enforcement or medical services, depending on which is needed.)

Step 3

Do not try to go into detail about the situation. Be supportive, tell youth about TXT 4 HELP, and provide time and a location to use the system.

Step 4

If a youth is seeking a way to return home, they should be allowed to contact their parent/guardian and assistance provided as needed. Do not transport the youth anywhere.

Step 5

After the Safe Place youth leaves the property staff must document the occurrence for reporting to National Safe Place Network.

Step 6

If at any time a threat or medical emergency arises with a youth, dial 911 immediately.

Thank you! National Safe Place Network (NSPN) appreciates your help and participation as a Safe Place TXT 4 HELP partner.

If you have questions, need additional training or need updated materials, please contact NSPN at 888.290.7233. Additional resources may be found at www.nationalsafeplace.org.



Site Procedures

TXT 4 HELP Site Procedures

1. Youth enters the location seeking help.
2. Safe Place partner staff helps the youth feel comfortable and secure.
3. Location staff makes sure the youth is physically safe and unharmed.
4. If there is a threatening situation, a youth is in danger, or needs medical attention, site employees take appropriate action to try to meet those needs and contact appropriate services (law enforcement, medical services, etc.) as they would with any individual entering the premises in this situation.
5. If there is a youth seeking to return home, they may contact their parent/guardian with assistance provided as needed.
6. Once staff learns more about the youth's status and condition and a determination is made that they want Safe Place help, location staff informs the youth of TXT 4 HELP and allows them time and space to use the system.
7. If local youth services are available, location may choose to assist youth with contacting and seeking assistance.
8. After the Safe Place youth leaves, the staff must document the occurrence for reporting to NSPN, including the date, all pertinent information available regarding the youth (description, etc.), and the outcome, if known. (*Exhibit D*)